



## TABLE OF CONTENTS

<b>Dresser Piping Specialties</b> .....	1-11
<b>Dresser-Roots</b> Rotary Meters .....	12
Pipe Connection & Repair Products .....	13-19
Gas Meter Specialties .....	19-24
<b>Continental Risers &amp; Fittings</b> .....	24-30
Yellow Polypipe .....	31-32
Gas Accessories .....	33-37
Gauges & Thermometers .....	38-43
Heating Accessories .....	44-49
<b>Conbraco</b> Products .....	50-53
Gas/Oil Burner Specialties .....	55-58
Circulator Products .....	59
Water Heater Accessories .....	60
<b>Globe</b> Fire Sprinklers .....	63-64
Pipe Hangers .....	65-71
<b>Sammy</b> Screws .....	72-73
Fasteners .....	74-75
Stud Guards .....	77
Brass Fittings .....	78-81
Chrome Fittings .....	82-83
Sink Specialties .....	86-103
Hoses & Hose Specialties .....	104-116
Strainers & Drains .....	118-126
Tubular Brass/PVC .....	127-135
Shower Pan Liner .....	139-140
Tub & Shower Specialties .....	141-154
Toilet Specialties .....	155-176
<b>Sloan</b> Flushometers/Parts .....	177-184
<b>Sloan Flushmate</b> Products .....	185-186
<b>Delany</b> Flushometers/Parts .....	187-189
Faucet Repair Parts .....	190-206
<b>Delta</b> OEM Parts .....	207-208
<b>Gerber</b> OEM Parts .....	209-210
<b>American Standard</b> OEM Parts .....	211
<b>Grohe</b> OEM Parts .....	212-213
<b>Basin Buddy Wrenches</b> .....	216
Tools .....	217-240
Chemicals .....	241-250

# WHO'S WHO AT WAL-RICH



Jerome Rich, President



Daniel Rich, Sales



Andrew Rich, Marketing



Vinny Scala, Purchasing



Rose Baichoo, Sales



Randy Rich, Sales



Sandy Rich, Sales



Danice Raines, Controller



Virginia Hermidas, A/R



Shana Meister, A/A



Packaging & Assembly Dept.



Shipping & Receiving Department



**A**

Abrasive Cloth ..... 224  
 Abrasive Pads ..... 224  
 Access Panels ..... 116  
 Actuators, Am Std ..... 161  
 ADA Trap Covers ..... 129  
 Adapter Elbow, DW ..... 81,115  
 Adapter Elbow, Ice Mkr . 81,115  
 Adapter Elbows, Cast ... 54  
 Adapter Tees, Cast ..... 54  
 Adapters, Aerator ..... 100-101  
 Adapters, Cast Brass ... 54  
 Adapters, CPVC ..... 81  
 Adapters, Drain Pan ..... 135  
 Adapters, Fire Hydrant .. 109  
 Adapters, Gas Range ... 113  
 Adapters, Hose ..... 107  
 Adapters, Max-A-Valve .. 89  
 Adapters, Sweat x IPS.. 81  
 Adapters, Trap ..... 132  
 Add-A-Showers ..... 143  
 Aerator Adapters ..... 100-101  
 Aerators ..... 99-101  
 Air Admittance Valves .. 98  
 Air Cocks ..... 51  
 Air Gaps ..... 98  
 Aluminum Tubing ..... 55  
**Am Std** Genuine Parts . 211  
 Anchors ..... 71  
 Anodes ..... 34  
**Apollo** Ball Valves ..... 53  
 Aquastat Wells ..... 44  
 Augers ..... 229

**B**

Backflow Preventer ..... 108  
 Ballcock Repair ..... 164  
 Ballcock, Fillpro ..... 163  
 Ballcock, **Fluidmaster** . 165  
 Ballcock, **Korky** ..... 155  
 Ballcock, to fit Rialto .... 163  
 Ballcocks ..... 155-165  
 Balls, Inflatable Test ..... 138  
 Band Iron ..... 70  
 Bars, Shower ..... 147  
 Baseboard Tees ..... 54  
**Basin Buddy** ..... 216  
 Basin Cocks ..... 95  
 Bath Shoes ..... 150  
 Bathcocks ..... 142  
 Batteries ..... 238

Bead Chain ..... 151  
 Bibb Screws ..... 206  
**Bibblocks** ..... 110  
 Bibbs ..... 95  
 Bigfoot Toilet Plate ..... 175  
 Bits, **Irwin** Speedbor .... 220  
 Bits, Masonary ..... 75  
 Bits, Paddle ..... 220  
 Black & White Metal Fix241  
 Boca Plates ..... 77  
 Boca Vent ..... 98  
 Boiler Tube Plugs ..... 48  
 Bolts, Close-Couple ..... 170  
 Bolts, Closet Flange ..... 172  
 Bolts, Flange ..... 172  
 Bolts, Hex ..... 23  
 Bolts, Johnny ..... 172  
 Bolts, Nylon Toilet Seat 171  
 Bolts, Tank-to-Bowl ..... 170  
**Boss 333 Foam** ..... 245  
 Boxes, Ice Maker ..... 116  
 Boxes, WM Valve ..... 116  
 Brackets, Riser ..... 33  
 Brackets, Support ..... 70  
 Brushes, Chip ..... 224  
 Brushes, Copper Tube .. 223  
 Brushes, Flux ..... 224  
 Brushes, Pipe Dope ..... 224  
 Bubbler Heads ..... 96  
 Buckets, Organizer ..... 228  
 Bulbs ..... 238  
 Bungee Cords ..... 237  
 Bushings, Duplex Tank . 57

**C**

Cable Ties ..... 62, 237  
 Cam Straps ..... 237  
 Caps, Blank ..... 132  
 Caps, Closet Carrier ..... 172  
 Caps, Dirt Pocket ..... 48  
 Caps, Hose ..... 107  
 Caps, Rubber Test ..... 137  
 Caps, Tapped ..... 47  
 Cartridge Pullers ..... 231  
 Caulk Guns ..... 237  
 Caulk, Tub & Tile ..... 247  
 Caulking Irons ..... 225  
 Caution Tape ..... 240  
 Ceiling Support Rods .... 148  
 Cesspool Plates ..... 126  
**Channellock** ..... 217  
 Chrome Fittings ..... 82-83  
 Chrome Nipples ..... 82

Circulator Couplings ..... 59  
 Circulator Flanges ..... 59  
 Circulator Gaskets ..... 59  
 Circulator Oil ..... 247  
**Clam Flange** ..... 173  
 Clamps, "C" ..... 65  
 Clamps, Grounding ..... 61  
 Clamps, Jr. Beam ..... 65  
 Clamps, Pipe ..... 13  
 Clamps, Riser ..... 67  
 Clamps, Skinner ..... 18  
 Clamps, SS Hose ..... 106  
 Clamps, Strut ..... 71  
 Clamps, Tubing ..... 68-71  
 Clevis Hangers ..... 67  
 Closet Carrier Caps ..... 172  
 Closet Flange Extender 174  
 Closet Flanges ..... 171  
 Closet Spuds ..... 175  
 Cloth, Emery ..... 224  
 Cloth, Grit ..... 224  
 Cocks, Air ..... 51  
 Cold Solder ..... 241  
 Compression Fittings .... 78-81  
**Conbraco** Products ..... 50-53  
**Continental** Products .. 24-30  
 Copper Tube Brushes ... 223  
 Couplings, Bathcock .... 142  
 Couplings, Circulator .... 59  
 Couplings, Dresser ..... 1-11  
 Couplings, Hymax ..... 18  
 Couplings, No Hub ..... 13  
 Couplings, Pipe ..... 13  
 Couplings, Rod ..... 74  
 Couplings, Rubber ..... 16  
 Couplings, Water Meter 15  
 Covers, ADA Trap ..... 129  
 Covers, Cleanout ..... 136  
 Covers, Cock Hole ..... 94  
 Covers, Sillcock ..... 109  
 Covers, Tank ..... 175  
 Crayons ..... 247  
 Crimp Rings, PEX ..... 85  
 Crown-Rinse Products .. 102  
 Cutters, Copper Tube .... 221  
 Cutters, Glass Tubing ... 48  
 Cutters, Inside PVC ..... 222  
 Cutters, PEX ..... 221  
 Cutters, PVC ..... 221

**D**

D-Bar Loop ..... 148  
**Delany** Flushometers ... 188

**Delany** Genuine Parts .. 188  
**Delta** Genuine Parts ..... 207-208  
 Dental Picks ..... 230  
 Desanco Fittings ..... 132  
 Dip Tubes ..... 60  
 Discs, Snap/Screw ..... 161  
 Dishwasher Tailpieces ... 130  
 Disposal Parts ..... 98  
 Diswasher Connection .. 105  
 Diverter Elbow ..... 141  
 Donuts, Rubber ..... 16  
 Douglas Valves ..... 160  
 Drain Augers ..... 229  
 Drain Cleaning Tools ..... 228-230  
**Drain King** Products .... 228  
 Drains, Flip-It ..... 153  
 Drains, Tip Toe ..... 153  
 Drains, Tub ..... 150-153  
**Dresser** Products ..... 1-11  
 Drop Ear Elbow ..... 146  
 Drop Lights ..... 238  
 Dryer Vent Kits ..... 114  
 Dust Masks ..... 239

**E**

Elbows, Cast Adapter ... 54  
 Elbows, Drop Ear ..... 146  
 Elbows, Tubular ..... 131  
 Electrical Boxes ..... 61  
 Escutcheons ..... 91-92  
 Escutcheons, Shower ... 146  
 Escutcheons, Sprinkler . 64  
 Expansion Shields ..... 71  
 Extension Cords ..... 238  
 Eye Guards ..... 239  
 EZ Plug ..... 146, 228  
 EZ Traps ..... 135  
 EZ-Bite Fittings ..... 84-85

**F**

F & C Plates, Plastic .... 92  
 F & C Plates, Steel ..... 93  
 Faucet Repair Parts ..... 190-204  
 Faucet Washers ..... 214-215  
 Faucets ..... 94-96  
 Faucets, Bubbler ..... 96  
 Faucets, Cup Filler ..... 96  
 Faucets, Water Cooler .. 96  
 Faucets, Water Filter .... 96  
 Fill Boxes ..... 58  
 Filters, Oil ..... 57

**Fine Organics** ..... 244  
 Fire Hydrant Adapters ... 109  
 Fire Sprinkler Guards .... 64  
 Fire Sprinkler Heads ..... 63  
 Fitt'n Saver Reamer ..... 222  
 Fittings, Compression ... 78-81  
 Fittings, CP Brass ..... 82-83  
 Fittings, Desanco ..... 132  
 Fittings, Flare ..... 80  
 Fittings, Gas Appliance . 37  
 Fittings, PE Gas ..... 24-30  
 Fittings, Push-on ..... 84-85  
 Fittings, PVC Tubular .... 133-134  
 Fittings, Quick-Connect 37  
 Fittings, Trap ..... 132  
 Fittings, Tubular Brass .. 130-132  
 Fittings, Water Service.. 14  
 Flame Shields ..... 226  
 Flange Repair ..... 173-174  
 Flanges, 150# ..... 22  
 Flanges, Circulator ..... 59  
 Flanges, Closet ..... 171  
 Flanges, Jumbo ..... 148  
 Flanges, Malleable ..... 57  
 Flanges, Shower Rod .... 148  
 Flanges, Toilet ..... 171  
 Flanges, Urinal ..... 175  
 Flanges, Water Meter ... 15  
 Flappers ..... 155-159  
 Flappers, **Korky** ..... 155  
 Flare Fittings ..... 80  
 Flaring Tools ..... 223  
 Flexidrains ..... 135  
 Float Balls ..... 164  
 Floodstoppers ..... 126  
 Floor Drain Covers ..... 126  
 Flow Restrictors ..... 146  
**Fluidmaster** Products.. 165-166  
**Flushmate** Parts ..... 186  
**Flushmate** Tanks ..... 185  
 Flushvalve, Urinal ..... 175  
 Flushvalves, Douglas .... 160  
 Flushvalves, Fit Am Std . 161  
 Flushvalves, Mansfield .. 162  
 Flux, **Nokorode** ..... 245  
 Flux, **Utility** ..... 245  
 Foam, Expanding ..... 245  
**Frajon** AAV ..... 98  
 Fresh Air Plate ..... 137  
 Frost Free Sillcocks ..... 108

**G**

Garden Hoses ..... 110

Gas Cocks, Lockwing ... 21  
 Gas Compression Ftgs . 35  
 Gas Fittings ..... 24-30  
 Gas Labels ..... 34  
 Gas Meter Products ..... 19-20  
 Gas Meters, Roots ..... 12  
 Gas Proving Pump ..... 138  
 Gas Range Connectors . 113  
 Gas Risers ..... 24, 35  
 Gasket Sheets ..... 227  
 Gasket Strainers ..... 22  
 Gaskets, Circulator ..... 59  
 Gaskets, Close Couple . 170  
 Gaskets, Closet Flange 173  
 Gaskets, Companion .... 23  
 Gaskets, Full Face ..... 23  
 Gaskets, Ring ..... 23  
 Gaskets, Tank-to-Bowl .. 170  
 Gaskets, Urinal Flange . 175  
 Gaskets, Wax ..... 173  
 Gauge Glass ..... 47  
 Gauges ..... 38-41  
**Gel-Gloss** Cleaners ..... 246  
**Gerber** Genuine Parts .. 209-210  
 Gloves ..... 227  
 Grab Bars ..... 152  
 Graphite Packing ..... 242  
 Grid Drains ..... 121  
 Grids, Bath Shoe ..... 150  
 Grids, Shower ..... 124,126  
**Grohe** Genuine Parts ... 212-213  
 Ground Jt. Connection .. 132  
 Grounding Clamp Kits ... 61  
 Guards, Fire Sprinkler ... 64  
 Guide Arms ..... 159

**H**

Hair Snare ..... 151  
 Handheld Shower ..... 142  
 Handle Pullers ..... 231  
 Handles, Faucet ..... 190-204  
 Handles, Radiator ..... 45  
 Handles, Shower Door .. 154  
 Handles, Valve ..... 109  
 Handy Hands ..... 230  
 Hangers, Malleable ..... 65-66  
 Hangers, Pipe ..... 65-71  
 Hangers, Sink ..... 97  
 Heads, Pullout Faucet .. 103  
**Honeywell** Pilots ..... 55  
 Hose Caps ..... 107  
 Hose Nipples ..... 107  
 Hose Nozzles ..... 110

Hose Vacuum Breaker .. 108  
 Hose, Dryer Vent ..... 114  
 Hoses, Discharge ..... 105  
 Hoses, Garden ..... 110  
 Hoses, Generator ..... 37  
 Hoses, Outdoor Gas ..... 37  
 Hoses, Pullout Spray .... 103  
 Hoses, WM Inlet ..... 104  
**Hymax** Couplings ..... 18

**I**

Ice Maker Kits ..... 115  
 Inflatable Test Ball ..... 138  
 Inserts, Vinyl Tubing ..... 106  
**Innerlynx** ..... 36  
**Irwin** Speedbor Bits ..... 220

**J**

Joint Runners ..... 225  
 Johnny Bolts ..... 172

**K**

Key, B-Tank ..... 226  
 Key, Sillcock ..... 109  
 Knife, Putty ..... 249  
 Knife, Utility ..... 219  
**Korky** Flappers ..... 155

**L**

Ladles ..... 225  
 Lag Screws ..... 74  
 Laundry Tray Blocks ..... 102  
 Lavatory Legs ..... 97  
 Leak Detectors ..... 244  
**Leak-Lock** Sealants .... 244  
**Leak-Shreak** ..... 239  
**Lenox** Blades ..... 218  
 Levels ..... 236  
 Lift Wires ..... 159  
 Link seals ..... 36  
 Lint Snares ..... 105  
 Lint Trap Kits ..... 114  
**Liquid Wrench** ..... 246  
 Locknuts, Spud ..... 175  
 Lubricated Plug Valves .. 21  
 Lumber Crayons ..... 239

**M**

Marking Stakes ..... 34  
 Mastic ..... 36  
 Marq-II Plugs & Caps .... 17, 137  
 Marvel Fittings, Brass ... 132  
 Mason Twine ..... 239  
 Match Extenders ..... 238  
 Max-A-Valve Adapters ... 89  
**Mepco** Steam Traps ..... 49  
**Metacaulk** Firestop ..... 246  
 Meter Bars ..... 19  
 Meter Valves ..... 21  
 Mini-Snake ..... 228  
 Mirrors ..... 238  
**MSP** Wrap Tape ..... 242

**N**

Needle Valves ..... 115  
 Needle Valves, Gauge ... 44  
 Nipple Trays ..... 228  
 Nipples, CP Brass ..... 82  
 Nipples, Hose ..... 107  
 No Hub Couplings ..... 13  
**Nokorode** Flux ..... 245  
 Non-Asbestos Sheets ... 23  
**Nordstrom** Valves ..... 21  
 Nuts, Ballcock ..... 87  
 Nuts, Basin ..... 87  
 Nuts, Closet Carrier ..... 172  
 Nuts, Pilot ..... 56  
 Nuts, Rod ..... 74  
 Nuts, Slip ..... 133

**O**

Oil Filters ..... 57  
 Oil Tank Specialties ..... 57-58  
 O-ring Puller ..... 230  
 O-rings ..... 205

**P**

P/T Plugs ..... 44  
 Packing, Non-Asbestos 23, 227  
 Packing, Rubber ..... 23, 227  
 Packing, Stem ..... 242  
 Pan Liner Cement ..... 139, 247

Pan Liner ..... 139  
 Peck Vents ..... 20  
**Permatex** Products ..... 243  
 Personal Shower ..... 142  
 Pex Crimp Rings ..... 85  
 Pigtailed ..... 44  
 Pilot Nuts ..... 5  
 Pilot Tubing Kits ..... 56  
 Pipe Clamps ..... 13  
 Pipe Hangers ..... 65-71  
 Pipe Straps ..... 68  
 Pipe Taps ..... 219  
 Pipe Wrap Tape ..... 36  
 Pipe, Yellow PE Gas .... 31  
 Plate, Fresh Air ..... 137  
 Plates, "Goof" ..... 153  
 Plates, Pipe Repair ..... 13  
 Plates, S.S. Extension . 136  
 Plates, Shower Trim ..... 149-150  
 Plug, EZ ..... 146  
 Plugs, Boiler ..... 48  
 Plugs, Brass Cleanout .. 136  
 Plugs, Countersunk ..... 136  
 Plugs, C.I. Wingnut ..... 138  
 Plugs, Inflatable Test ..... 138  
 Plugs, Lead Fitall ..... 136  
 Plugs, Marq !! ..... 17, 137  
 Plugs, P/T ..... 44  
 Plugs, Rubber Test ..... 17, 137  
 Plugs, Trap ..... 138  
 Plumber's Candles ..... 225  
**Plumberex** ..... 129  
 Plungers ..... 229-230  
 Pop-up Stoppers ..... 123  
 Pop-Up Wastes ..... 121  
**Porc-a-fix** ..... 250  
 Porcelain Glaze ..... 250  
 Pre-Rinse Parts ..... 117  
 Provents ..... 98  
 Pullout Sprays ..... 103  
 Pumps, Bike ..... 138  
 Pumps, Gas Proving ..... 138  
 Push-on Fittings ..... 84-85  
 Putty Knife ..... 249  
 Putty ..... 247  
 PVC Tubular Products .. 133-135

**Q**

Quickblade Cutter ..... 218  
 Quick-Connects ..... 37

**R**

Radiator Handles ..... 45  
 Radiator Valves ..... 45  
 Rainbow Packing ..... 227  
 Reamed Adapters ..... 81  
 Reamers, PVC Socket.. 222  
 Reamers, Seat ..... 234  
**Rectorseal No. 5** ..... 245  
 Refill Tubes ..... 164  
**RetroValves** ..... 90  
 Rings, Sweat ..... 132  
 Risers, Anodeless ..... 24  
 Risers, Compression .... 35  
 Risers, **Con-Stab** ..... 24  
 Risers, Flexible ..... 29  
 Risers, Water Supply .... 86  
 Rod, Ballcock ..... 164  
 Rod, Shower ..... 147  
 Roof Flashings ..... 77  
**Roots Rotary Meters** ... 12  
 Rosettes ..... 87  
**Royston** Mastic ..... 36  
 Rubber Sheets ..... 23  
 Rubber Tie Downs ..... 237

**S**

Saddle Tees ..... 13  
**Sammy** Screws ..... 72-73  
 Saws, Mini Hacksaw .... 219  
 Saws, PVC Cable ..... 222  
 Saws, Quickdraw ..... 222  
**Scotch-Brite** Pads ..... 224  
 Screw & Anchor Kits ..... 75  
 Screw Extractors ..... 219  
 Screwdrivers ..... 76  
 Screws, Bibb ..... 206  
 Screws, Trip Plate ..... 150  
 Screws, Zip ..... 75  
 Seat Gauge ..... 206  
 Seats, Faucet ..... 190-204, 206  
 Self-Tapping Valve ..... 115  
 Sewage Ejector Valves.. 112  
 Sheet Metal Crimper ..... 218  
 Sheet Packing ..... 227  
 Shims ..... 171  
 Shop Towels ..... 239  
 Shower Arms ..... 146  
 Shower Curtain Pins ..... 149  
 Shower Door Handles ... 154  
 Shower Door Parts ..... 154  
 Shower Heads ..... 144-145

Shower Liner Cement .... 247  
 Shower Pan Liner ..... 139  
 Shower Rebuild Kits ..... 202-204  
 Shower Rod Flanges ..... 148  
 Shower Rods ..... 147  
 Siamese Connection ..... 108  
 Sight Glass ..... 47  
 Sillcock Covers ..... 109  
 Sillcock Keys ..... 109  
 Sillcocks ..... 108-109  
**Silver King** Products ... 248  
 Sink Bibbs ..... 95  
 Sink Clips ..... 97  
 Sink Collar ..... 130  
 Sink Funnels ..... 130  
 Sink Hangers ..... 97  
 Skinner Clamps ..... 18  
 Slip Elbows ..... 131  
 Slipnuts ..... 133  
**Sloan** Flushometers ..... 180  
**Sloan** Genuine Parts .... 177-184  
 Snakes ..... 229  
 Soap Dispensers ..... 102  
 Solder Ladle ..... 225  
 Solder Pot ..... 225  
 Spanner Flange ..... 173  
 Spark Lighters ..... 225-226  
 Speedies ..... 86  
 Splash Guards ..... 149  
 Split Escutcheons ..... 92  
 Spouts ..... 141-142  
 Spray Paint ..... 240  
**Spud Buddy** Wrench ... 184  
 Spuds ..... 175  
 SS Corrugated Hoses ... 61  
 SS Hose Clamps ..... 106  
 Stack and Seal Flanges 175  
 Stakes ..... 240  
 Steam Traps ..... 49  
 Steel Wool ..... 224  
 Stem Grease ..... 242  
 Stem Packing ..... 242  
 Stems, Faucet ..... 190-204  
 Stoppers, Pop-up ..... 123  
 Stoppers, Rubber ..... 151  
 Stops, Compression ..... 88-90  
 Stops, Quarter Turn ..... 88-90  
 Strainers, Basket ..... 118-120  
 Strainers, Crumb Cup .... 122  
 Strainers, Duo ..... 118-120  
 Strainers, Fuel Pump .... 57  
 Strainers, Ketchall ..... 122  
 Strainers, Perforated .... 122-23  
 Strainers, Shower ..... 124-126  
 Strainers, Sink ..... 118-120

Strainers, SS Mesh ..... 122  
 Strainers, Urinal ..... 124  
 Straps, Cam ..... 237  
 Straps, Pipe ..... 68  
 Strikers ..... 225-226  
 Strut Clamps ..... 71  
 Stud Guards ..... 77  
 Suds Stoppers ..... 123  
 Sump Pump Kits ..... 113  
 Supply Tubes ..... 86  
**Sureseal** Trap Seals ... 126  
 Syphons, Pigtails ..... 44

**I**

Tailpieces, Dishwasher.. 130, 135  
 Tailpieces, PVC Flex .... 135  
 Tailpieces, Trap Primer.. 121  
 Tailpieces, Tubular ..... 128-130  
 Tank Balls ..... 159  
 Tank Covers ..... 175  
 Tank Levers ..... 167-169  
 Tank-to-Bowl Gaskets ... 170  
 Tank-to-Bowl Kits ..... 170  
**Tapcon** Screws ..... 73  
 Tape Measure ..... 236  
 Tape, Caution ..... 240  
 Tape, Direct Burial ..... 33, 240  
 Tape, Duct ..... 226  
 Tape, Electrical ..... 226  
 Tape, Foil ..... 226  
 Tape, Pipe Wrap ..... 36  
 Tape, Teflon ..... 249  
 Teardrop Hangers ..... 67  
 Tees, Cast Adapter ..... 54  
 Tees, Tubular ..... 131-132  
 Teflon Tape ..... 249  
 Termination Screens .... 56, 135  
 Test Caps, Rubber ..... 17  
 Test Plugs, Rubber ..... 17  
 Thermocouples ..... 56  
 Thermometers ..... 42-43  
 Thermostat Guards ..... 62  
 Thermostats ..... 60  
 Thermowells ..... 44  
 Threaded Rod ..... 74  
**3M** Hand Pads ..... 224  
 Tie Wire ..... 71  
 Tin Snips ..... 236  
 Toggle Plates-Oil/Gas ... 61  
 Toilet Flanges ..... 171  
 Toilet Paper Roller ..... 175  
 Toilet Partition Parts ..... 176  
 Tools, Chamfer ..... 26

Towel Bars ..... 154  
**TR Green** Tape ..... 36  
 Tracer Wire ..... 33, 240  
**Tracer-Spacers** ..... 34  
 Trap Primers, Tubular .... 121  
 Traps, Condensate ..... 135  
 Traps, LA-Pattern ..... 127  
 Traps, NY Regulation .... 127  
 Traps, PVC Tubular ..... 133-135  
 Traps, Steam ..... 49  
 Traps, Tubular Brass ..... 127-128  
 Tridicators ..... 43-44  
 Trip Plates ..... 149  
 Trip Waste Assemblies . 152  
 Trowels ..... 237  
 Tub Spouts ..... 141-142  
 Tubing Clamps ..... 68-71  
 Tubing, Clear Vinyl ..... 106  
 Tubular Brass ..... 127-132  
 Twine, Mason ..... 239

**U**

Urinal Flanges ..... 175  
 Urinal Flush Valve ..... 175  
**Utility Flux** ..... 245

**V**

Vacuum Breakers ..... 52  
 Valves, Air Admittance .. 98  
 Valves, Ball ..... 53  
 Valves, Ball-Cone ..... 52  
 Valves, Coin-Key ..... 46  
 Valves, Gas Ball ..... 56, 113  
 Valves, Main Control ..... 52  
 Valves, Needle ..... 115  
 Valves, Needle ..... 44  
 Valves, Radiator ..... 45  
 Valves, Relief ..... 50-51  
 Valves, Self-Closing ..... 145  
 Valves, Self-tapping ..... 115  
 Valves, Sewage Ejector 112  
 Valves, Shower Diverter . 145  
 Valves, Tailpiece Check 123  
 Vent Caps ..... 58  
**Vent Line Protector** .... 22  
 Vents, Air ..... 46  
 Vents, Peck ..... 20  
 Vinyl Tubing ..... 106

**W**

Washers, Ballcock ..... 87  
 Washers, Basin ..... 87  
 Washers, Bath Shoe .... 150  
 Washers, Faucet ..... 214-215  
 Washers, Flushvalve ..... 160  
 Washers, Hose ..... 108  
 Washers, Mack ..... 122  
 Washers, Neo Mold ..... 215  
 Washers, Rod ..... 74  
 Washers, Slip Joint ..... 215  
 Washers, Spud ..... 175  
 Washers, W & O ..... 150  
 Waste & Overflow ..... 152  
 Waste Bends ..... 128  
 Water Alarms ..... 239  
 Water Filters ..... 116  
 Water Gauge Sets ..... 47, 51  
 Water Hammer Arrester 111  
 Water Heater Elements 60  
 Water Service Fittings ... 14-15  
**Water Wow** Granules .. 246  
 Wax Gaskets ..... 173  
**WD40** ..... 246  
 Wicking ..... 226  
 Wire Nuts ..... 62  
 Wire, Thermostat ..... 62  
 Wire, Tracer ..... 33, 240  
 WM Inlet Hose ..... 104  
 Wrench, Basin ..... 235  
 Wrench, Channellock .... 217  
 Wrench, Element ..... 235  
 Wrench, Hex ..... 76, 234  
 Wrench, Internal Pipe ... 220  
 Wrench, Internal Spud ... 232  
 Wrench, Locknut ..... 232  
 Wrench, No Hub ..... 76, 236  
 Wrench, PO Plug ..... 232  
 Wrench, Radiator Spud . 235  
 Wrench, Seat ..... 233  
 Wrench, Shower Socket 233  
 Wrench, Spanner ..... 232  
 Wrench, Spud Buddy .... 184  
 Wrench, Strainer ..... 232  
 Wrench, Strap ..... 234  
 Wrench, Toilet Seat ..... 234  
 Wrench, Tub Drain ..... 232  
 Wrench, Yellow Grip ..... 217

**X**

**X-pando** ..... 243

**Y**

Yellow Grip Wrench ..... 217  
 Y-Strainers, ConEd ..... 22

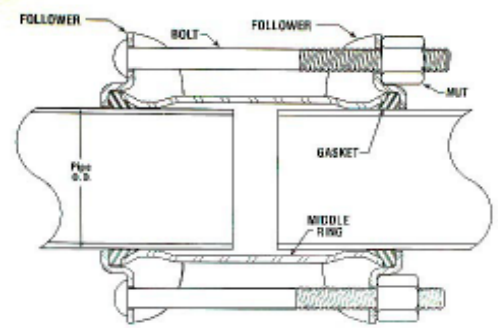
**Z**

Zip Screws ..... 75

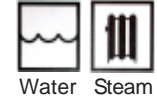
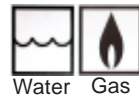
**DRESSER™  
PIPELINE SOLUTIONS**

**For Water  
Service**

**STYLE 38 COUPLINGS FOR STEEL PIPE**



Anatomy of a Style 38 Dresser Coupling



Size	[OD]	Armored	Plain	Low Pressure Steam
1/2" IPS	[.84]	2801002	2801302	-
3/4" IPS	[1.05]	2801004	2801304	-
1" IPS	[1.32]	2801006	2801306	-
1 1/4" IPS	[1.66]	2801008	2801308	-
1 1/2" IPS	[1.90]	2801010	2801310	-
2" IPS	[2.38]	2801012	2801312	2801498
2 1/2" IPS	[2.88]	2801014	2801314	2801500
3" IPS	[3.50]	2801016	2801316	2801502
3 1/2" IPS	[4.00]	2801018	2801318	2801503
4" IPS	[4.50]	2801020	2801320	2801504
5" IPS	[5.563]	2801022	2801322	2801506
6" IPS	[6.63]	2801024	2801324	2801508
8" IPS	[8.63]	2801026	2801326	2801510
10" IPS	[10.75]	2801028	2801328	2801512
12" IPS	[12.75]	2801030	2801330	2801514

- All **Style 38's** feature a Fusion-Bonded Epoxy Coating to prevent corrosion, except for Steam Couplings (Red Shop Coat)
- All **Style 38's** have corrosion-resistant alloy bolts and nuts (5/8" x 8 1/4")
- **Wal-Rich** stocks all Style 38's with **5"** long **middle rings** (the body of the coupling)
- For special sizes or configurations, call our Dresser Specialists at 800-221-1157



**DRESSER™  
PIPELINE SOLUTIONS**

**For Water  
Service**

**STYLE 65 GALVANIZED  
COMPRESSION FITTINGS  
FOR STEEL PIPE**



Armored Gaskets



Water

W-R#	Diameter
2804202	1/2" Short #65 Coupling
2804204	3/4" Short #65 Coupling
2804206	1" Short #65 Coupling
2804208	1 1/4" Short #65 Coupling
2804210	1 1/2" Short #65 Coupling
2804212	2" Short #65 Coupling

W-R#	Diameter
2804002	1/2" Long #65 Coupling
2804004	3/4" Long #65 Coupling
2804006	1" Long #65 Coupling
2804008	1 1/4" Long #65 Coupling
2804010	1 1/2" Long #65 Coupling
2804012	2" Long #65 Coupling

W-R#	Diameter
2804402	1/2" #65 90° Elbow
2804404	3/4" #65 90° Elbow
2804406	1" #65 90° Elbow
2804408	1 1/4" #65 90° Elbow
2804410	1 1/2" #65 90° Elbow
2804412	2" #65 90° Elbow

W-R#	Diameter
2804301	1/2" #65 Male Adapter
2804302	3/4" #65 Male Adapter
2804304	1" #65 Male Adapter
2804306	1 1/4" #65 Male Adapter
2804308	1 1/2" #65 Male Adapter
2804310	2" #65 Male Adapter

- For Water Service. Rated to 150 PSI, at temperatures up to 150 degrees

**DRESSER™  
PIPELINE SOLUTIONS**

**For Water  
Service**

**STYLE 90 COMPRESSION  
FITTINGS FOR STEEL PIPE  
(SEAL-ONLY)**



W-R#	Description
2806004	¾" Style 90 Coupling
2806006	1" Style 90 Coupling
2806008	1¼" Style 90 Coupling
2806010	1½" Style 90 Coupling
2806012	2" Style 90 Coupling

W-R#	Description
2814602	¾" Style 90 Elbow
2814604	1" Style 90 Elbow
2814606	1¼" Style 90 Elbow
2814608	1½" Style 90 Elbow
2814610	2" Style 90 Elbow

W-R#	Description
2806502	¾" Style 90 Male Adptr
2806504	1" Style 90 Male Adptr
2806506	1¼" Style 90 Male Adptr
2806508	1½" Style 90 Male Adptr
2806510	2" Style 90 Male Adptr

- Max Temp: 212°  
- Standard "Seal-Only" Style 90 Fittings can be used for water and gas service where allowed by local codes.

**DRESSER™  
PIPELINE SOLUTIONS**

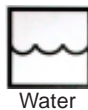
**For Water  
Service**

**STYLE 118 HANDIBAND® CLAMPS**

**3" ONE BOLT CLAMPS**



**6" TWO BOLT CLAMPS**



**12" TWO BOLT CLAMPS**

**Lugs:** Ductile Iron  
**Band:** Stainless Steel  
**Bolts:** Brass-Plated Alloy Steel  
**Gasket:** Grade 304 material can be used with water, air, oils, aromatic & aliphatic hydrocarbons, gasoline, & natural gas.

W-R#	Diameter x Length	
2817002	1/2" x 3"	Single Bolt
2817006	3/4" x 3"	Single Bolt
2817010	1" x 3"	Single Bolt
2817014	1 1/4" x 3"	Single Bolt
2817018	1 1/2" x 3"	Single Bolt
2817022	2" x 3"	Single Bolt
2817026	2 1/2" x 3"	Single Bolt
2817030	3" x 3"	Single Bolt
2817034	4" x 3"	Single Bolt
2817039	5" x 3"	Single Bolt
2817038	6" x 3"	Single Bolt
2817043	8" x 3"	Single Bolt

W-R#	Diameter x Length	
2817004	1/2" x 6"	Double Bolt
2817008	3/4" x 6"	Double Bolt
2817012	1" x 6"	Double Bolt
2817016	1 1/4" x 6"	Double Bolt
2817020	1 1/2" x 6"	Double Bolt
2817024	2" x 6"	Double Bolt
2817028	2 1/2" x 6"	Double Bolt
2817032	3" x 6"	Double Bolt
2817036	4" x 6"	Double Bolt
2817050	5" x 6"	Double Bolt
2817040	6" x 6"	Double Bolt
2817044	8" x 6"	Double Bolt


W-R#	Diameter x Length	
2817025	2" x 12"	Double Bolt
2817033	3" x 12"	Double Bolt
2817037	4" x 12"	Double Bolt
2817042	6" x 12"	Double Bolt
2817046	8" x 12"	Double Bolt

- Max Temp: 150°F

**DRESSER™  
PIPELINE SOLUTIONS**

**For Water  
Service**

**STYLE 360 “ALL-AROUND”  
REPAIR CLAMPS**



**Lugs:** Ductile Iron  
**Band:** Stainless Steel  
**Bolts:** Brass-Plated Alloy Steel  
**Gasket:** Grade 304 material can be used with water, air, oils, aromatic & aliphatic hydrocarbons, gasoline, & natural gas.

- Max Temp: 150°F

**for STEEL/PVC [OD]**

**For CAST/DUCTILE [OD]**

**7.5” LONG CLAMPS**

**2822500** 2” [2.375]  
**2822502** 3” [3.50]  
**2822504** 4” [4.50]  
**2822506** 6” [6.63]  
**2822508** 8” [8.63]  
**2822510** 10” [10.75]  
**2822512** 12” [12.75]

**2822702** 3” DIP [3.73-4.00]  
**2822704** 4” DIP [4.74-5.14]  
**2822706** 6” DIP [6.84-7.24]  
**2822708** 8” DIP [8.99-9.39]  
**2822710** 10” DIP [11.04-11.44]  
**2822712** 12” DIP [13.10-13.50]

**for STEEL/PVC [OD]**

**For COPPER [OD]**

**For CAST/DUCTILE [OD]**

**12.5” LONG CLAMPS**

**2822000** 2” [2.375]  
**2822002** 3” [3.50]  
**2822004** 4” [4.50]  
**2822006** 6” [6.63]  
**2822008** 8” [8.63]  
**2822010** 10” [10.75]  
**2822012** 12” [12.75]

**2822102** 2 1/2” CTS [2.63]  
**2822104** 3” CTS [3.13]  
**2822106** 4” CTS [4.13]

**2822202** 3” DIP [3.73-4.00]  
**2822204** 4” DIP [4.74-5.14]  
**2822206** 6” DIP [6.84-7.24]  
**2822208** 8” DIP [8.99-9.39]  
**2822210** 10” DIP [11.04-11.44]  
**2822212** 12” DIP [13.10-13.50]

**DRESSER™  
PIPELINE SOLUTIONS**

**For Gas  
Service**

**STYLE 39 COUPLING FOR STEEL--INSULATED,  
FOR GAS APPLICATIONS**



Insulating Sleeve

Copper Stubout for anode connection



Insulating Sleeve, Gasket, & Spacer



Gas

W-R#	Description	Insulating Sleeve
2803000	2" IPS	One-End
2803002	2½" IPS	One-End
2803004	3" IPS	One-End
2803006	4" IPS	One-End
2803008	6" IPS	One-End
2803010	8" IPS	One-End

- Features rubber insulating sleeve and anode for conductivity
- Fusion-bonded epoxy coat.
- Style 39 couplings are "Seal-Only"--for aboveground use (meter set)

**STYLE 711 BOLTED COUPLINGS  
WITH "RESTRAINING SEAL"  
FOR STEEL PIPE**

**Pullout Prevention Products**



Copper Stubout for anode connection

Yellow Seal & Restraint ID Band



Restraining Ring tightens to prevent pipe pullout



Gas

W-R#	Description
2833002	2" IPS - Steel Pipe
2833006	3" IPS - Steel Pipe
2833008	4" IPS - Steel Pipe

W-R#	Description
2834002	2" IPS - *PE* SDR-11
2834005	3" IPS - *PE* SDR-11
2834006	3" IPS - *PE* SDR-11.5
2834007	4" IPS - *PE* SDR-11
2834008	4" IPS - *PE* SDR-11.5

- furnished with 2 heavy steel stiffeners

**DRESSER™  
PIPELINE SOLUTIONS**

**For Gas  
Service**

**STYLE 90 “SEAL ONLY” FITTING FOR STEEL PIPE,  
INSULATED FOR GAS**



1/8" tap



Insulating Sleeve,  
Gasket, & Spacer

**W-R# Description**

<b>2815802</b>	3/4"	Insulated Coupling
<b>2815804</b>	1"	Insulated Coupling
<b>2815806</b>	1 1/4"	Insulated Coupling
<b>2815808</b>	1 1/2"	Insulated Coupling
<b>2815810</b>	2"	Insulated Coupling

- Insulating sleeve and spacer to conform to local codes.
- Seal Only--no restraint.

**W-R# Description**

<b>2820002</b>	3/4"	Insulated Cplg w/ Tap
<b>2820004</b>	1"	Insulated Cplg w/ Tap
<b>2820006</b>	1 1/4"	Insulated Cplg w/ Tap
<b>2820008</b>	1 1/2"	Insulated Cplg w/ Tap
<b>2820010</b>	2"	Insulated Cplg w/ Tap

- Insulated coupling with 1/8" tapping to meet Con Ed specs.
- Heavy-duty machined-steel body.
- Seal Only--no restraint.

**W-R# Description**

<b>2816002</b>	3/4"	Insulated Elbow
<b>2816004</b>	1"	Insulated Elbow
<b>2816006</b>	1 1/4"	Insulated Elbow
<b>2816008</b>	1 1/2"	Insulated Elbow
<b>2816010</b>	2"	Insulated Elbow

- Seal Only--no restraint.

**DRESSER™  
PIPELINE SOLUTIONS**

**For Gas  
Service**

**“UNIVERSAL” STYLE 90 COUPLINGS  
WITH “RESTRAINING SEAL”**



**FOR STEEL**

**Pullout Prevention Products**

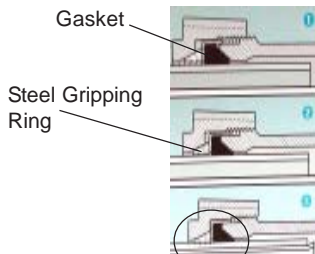


**W-R# Description**

<b>2816602</b>	¾" "Universal" Coupling
<b>2816604</b>	1" "Universal" Coupling
<b>2816606</b>	1¼" "Universal" Coupling
<b>2816608</b>	1½" "Universal" Coupling
<b>2816610</b>	2" "Universal" Coupling



- Seal & Restraint coupling



Upon tightening nut, gasket compresses to create seal and steel rings grip pipe to prevent pullout.



Steel Gripping Ring

**FOR POLYETHYLENE**

**W-R# Description SDR**

<b>2817702</b>	¾"	11	"Universal"
<b>2817704</b>	1"	11	"Universal"
<b>2817706</b>	1¼"	10	"Universal"
<b>2817708</b>	1½"	11	"Universal"
<b>2817710</b>	2"	11	"Universal"



Furnished with stiffeners



- Seal & Restraint coupling

**DRESSER™  
PIPELINE SOLUTIONS**

**For Hi-Temp  
Applications**

**STYLE 38 HI-TEMP COUPLINGS**



Max Temp: 1200°



Carded Glass Gasket



W-R#	Description	OD
2801489	½" IPS	[.84]
2801490	¾" IPS	[1.05]
2801492	1" IPS	[1.32]
2801494	1¼" IPS	[1.66]
2801496	1½" IPS	[1.90]
2801498	2" IPS	[2.38]
2801500	2½" IPS	[2.88]
2801502	3" IPS	[3.50]
2801503	3½" IPS	[4.00]
2801504	4" IPS	[4.50]
2801506	5" IPS	[5.563]
2801508	6" IPS	[6.63]
2801510	8" IPS	[8.63]
2801512	10" IPS	[10.75]
2801514	12" IPS	[12.75]

- Carded Fiberglass. Withstands temperatures to 1200°. Please note: the non-resilient characteristic of carded fiberglass gaskets can result in a non-leakproof seal.

**STYLE 90 HI-TEMP COUPLINGS**



Max Temp: 1200°



Carded Glass Gasket



W-R#	Description
2814402	½" Style 90 - Hi Temp
2814404	¾" Style 90 - Hi Temp
2814406	1" Style 90 - Hi Temp
2814408	1¼" Style 90 - Hi Temp
2814410	1½" Style 90 - Hi Temp
2814412	2" Style 90 - Hi Temp

- Carded Fiberglass. Withstands temperatures to 1200°. Please note: the non-resilient characteristic of carded fiberglass gaskets can result in a non-leakproof seal.



**DRESSER™  
PIPELINE SOLUTIONS**

**STYLE 175 GTO/CURB VALVES**



W-R#	Description	
2817112	3/4"	#175 GTO Valve
2817114	1"	#175 GTO Valve
2817116	1 1/4"	#175 GTO Valve
2817118	1 1/2"	#175 GTO Valve
2817120	2"	#175 GTO Valve

- FIP x FIP
- Tamper-proof design
- 1/4 Turn

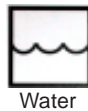
**STYLE 275 LOCK WING METER VALVES**



W-R#	Description	
2817150	3/4"	#275 Lockwing
2817152	1"	#275 Lockwing
2817154	1 1/4"	#275 Lockwing

- FIP x FIP
- Tamper-proof design

**STYLE 91 SERVICE SADDLES**



W-R#	Description	
2807001	2" X 1"	Double-Stirrup
2807002	2" X 1 1/4"	Double-Stirrup
2807004	2" X 1 1/2"	Double-Stirrup

- Max Temp 212°

**DRESSER™  
PIPELINE SOLUTIONS**

**Parts for  
Style 38  
Couplings**



**WATER  
SERVICE**

Plain Grade 27  
Buna-S gasket

W-R#	Description
2817602	1/2"
2817604	3/4"
2817606	1"
2817608	1 1/4"
2817610	1 1/2"
2817612	2"
2817614	2 1/2"
2817616	3"
2817618	3 1/2"
2817620	4"
2817622	5"
2817624	6"
2817626	8"
2817628	10"
2817630	12"



**GAS  
SERVICE**

Armored Grade 27  
Buna-S gasket.  
Brass coil provides  
additional conductivity.

W-R#	Description
2817502	1/2"
2817504	3/4"
2817506	1"
2817508	1 1/4"
2817510	1 1/2"
2817512	2"
2817514	2 1/2"
2817516	3"
2817518	3 1/2"
2817520	4"
2817522	5"
2817524	6"
2817526	8"
2817528	10"
2817530	12"



**OIL  
SERVICE**

Grade 42 BUNA-N  
Gaskets for fuel oil &  
gasoline.

W-R#	Description
2801462	2"
2801464	2 1/2"
2801466	3"
2801467	3 1/2"
2801468	4"
2801470	5"
2801472	6"
2801474	8"
2801476	10"
2801478	12"



**HI-TEMP  
CARDED GLASS**

For steam & air  
applications up to 1200°.  
Please note: the non-  
resilient characteristic of  
carded fiberglass gaskets  
can result in a non-leakproof  
seal.

W-R#	Description
2817276	1/2"
2817278	3/4"
2817280	1"
2817282	1 1/4"
2817284	1 1/2"
2817286	2"
2817288	2 1/2"
2817302	3"
2817303	3 1/2"
2817304	4"



**NUTS & BOLTS**

Dresserloy® Carbon Steel Epoxy-  
coated bolts & nuts

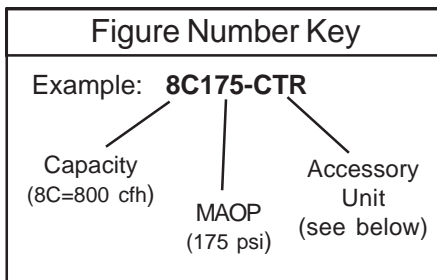
W-R#	Description
2818312	5/8" x 8 1/4" Nut & Bolt
2818314	5/8" x 10 3/4" Nut & Bolt

- Also available in 304 Stainless Steel  
and 316 Stainless Steel

**DRESSER-ROOTS™  
ROTARY METERS**

GE/Dresser's Roots Meters and Instruments are available for a variety of natural gas submeter applications.

**SERIES B3  
ROTARY METERS**



Accessory Units	
<b>-CTR</b>	Non-Compensated Mechanical Counter
<b>-TC</b>	Temperature-Compensated Mechanical Counter
<b>-ES3-TC</b>	Temperature-Compensated Electronic Counter

**8C SERIES  
(2")**

W-R#	Fig#	Roots#
<b>2840002</b>	8C175-CTR	055207-013
<b>2840004</b>	8C175-TC	055207-043
<b>2840006</b>	8C175-ES3-TC	060274-043
- Capacity: 800 CFH (800,000 BTU)		

**11C SERIES  
(2")**

W-R#	Fig#	Roots#
<b>2840102</b>	11C175-CTR	055209-011
<b>2840104</b>	11C175-TC	055209-041
<b>2840106</b>	11C175-ES3-TC	060275-041
- Capacity: 1100 CFH (1,00,000 BTU)		

**15C SERIES  
(2")**

W-R#	Fig#	Roots#
<b>2840202</b>	15C175-CTR	055211-011
<b>2840204</b>	15C175-TC	055211-041
<b>2840206</b>	15C175-ES3-TC	060276-041
- Capacity: 1500 CFH (1,500,000 BTU)		

**3M SERIES  
(2")**

W-R#	Fig#	Roots#
<b>2840302</b>	3M175-CTR	055215-012
<b>2840304</b>	3M175-TC	055215-042
<b>2840306</b>	3M175-ES3-TC	060278-044
- Capacity: 3000 CFH (3,00,000 BTU)		

**5M SERIES  
(3")**

W-R#	Fig#	Roots#
<b>2840402</b>	5M175-CTR	055217-013
<b>2840404</b>	5M175-TC	055217-043
<b>2840406</b>	5M175-ES3-TC	060279-042
- Capacity: 5000 CFH (5,00,000 BTU)		

**7M SERIES  
(3")**

W-R#	Fig#	Roots#
<b>2840502</b>	7M175-CTR	055219-013
<b>2840504</b>	7M175-TC	055219-043
<b>2840506</b>	7M175-ES3-TC	060280-043
- Capacity: 7000 CFH (7,00,000 BTU)		

**11M SERIES  
(4")**

W-R#	Fig#	Roots#
<b>2840602</b>	11M175-CTR	055221-013
<b>2840604</b>	11M175-TC	055221-043
<b>2840606</b>	11M175-ES3-TC	060281-042
- Capacity: 11000 CFH (11,00,000 BTU)		

**PIPE CONNECTIONS  
& REPAIR**



**WAL-RICH HINGED  
STEEL PIPE CLAMP**

W-R#	Description	Min	Box
2206002	1/2"	1	5
2206006	3/4"	1	5
2206010	1"	1	5
2206014	1 1/4"	1	5
2206018	1 1/2"	1	5
2206022	2"	1	1
2206026	2 1/2"	1	1
2206030	3"	1	1



**STEEL REPAIR PLATES**

W-R#	Description	Min	Box
2204002	2"	1	6
2204004	3"	1	6
2204006	4"	1	6
2204008	5"	1	6



**STAINLESS STEEL  
WRAP-AROUND  
REPAIR CLAMPS**

SHORT (3") ONE-BOLT	SIZE IPS (CTS)	LONG (6") TWO-BOLT
2206102	3/8" (1/2" CTS)	2206202
2206104	1/2" (3/4" CTS)	2206204
2206106	3/4" (1" CTS)	2206206
2206108	1" (1 1/2" CTS)	2206208
2206110	1 1/4" (1 1/2" CTS)	2206210
2206112	1 1/2"	2206212
2206114	2"	2206214



**CAST IRON TAPPED  
SADDLE TEE**

W-R#	Description	Min	Box
0422010	4" x 2"	1	12



**NO-HUB COUPLINGS**

W-R#	Description	Min	Box
2540002	1 1/2" X 1 1/2"	1	20
2540004	2" X 2"	1	20
2540006	2" X 1 1/2"	1	20
2540008	3"	1	20
2540010	4"	1	20



- Imported  
- All-stainless clamps

**PIPE CONNECTIONS  
& BRASS WATER  
SERVICE FITTINGS**



**W-R GALVANIZED  
MALLEABLE IRON  
COMPRESSION  
COUPLING**

DIA.	SHORT (LENGTH)	LONG (LENGTH)
1/2"	2560002 2 3/4"	2561002 4 1/4"
3/4"	2560004 3"	2561004 4 1/4"
1"	2560006 3 1/4"	2561006 4 1/2"
1 1/4"	2560008 3 1/4"	2561008 4 3/4"
1 1/2"	2560010 3 1/4"	2561010 5"
2"	2560012 3 1/2"	2561012 5 1/4"
2 1/2"	2560014 4"	2561014 5 3/4"
3"	2560016 4 1/2"	2561016 7"

- 125 psi at 120°  
- Imported



**W-R BRASS  
COMPRESSION  
COUPLINGS  
- LEAD FREE -**

**LEAD-FREE**

SHORT (3")	LONG (5")	IPS	COPPER
4531000	4532000	3/8"	1/2"
4531002	4532002	1/2"	3/4"
4531004	4532004	3/4"	1"
4531006	4532006	1"	
4531008	4532008	1 1/4"	
4531010	4532010	1 1/2"	
4531012	4532012	2"	

- 125 psi at 180°  
- Imported



**AA LEAD X MIPS  
PACK-JOINT ADAPTER  
- LEAD FREE -**

**LEAD-FREE**

W-R#	Description
4819002	5/8" AA x 3/4" MIPS
4819004	3/4" AA x 3/4" MIPS
4819006	1" AA x 1" MIPS
4819008	1 1/4" AA x 1 1/4" MIPS
4819010	1 1/2" AA x 1 1/2" MIPS
4819012	2" AA x 2" MIPS




**COPPER X MIPS  
PACK-JOINT ADAPTER  
- LEAD FREE -**

**LEAD-FREE**

W-R#	Description
4819204	3/4" Cop x 3/4" MIPS
4819206	1" Cop x 1" MIPS
4819208	1 1/4" Cop x 1 1/4" MIPS
4819210	1 1/2" Cop x 1 1/2" MIPS
4819212	2" Cop x 2" MIPS


**BRASS WATER SERVICE FITTINGS**



**COPPER X COPPER  
PACK-JOINT ADAPTER**  
- LEAD FREE -



W-R#	Description
4819104	3/4" Cop x 3/4" Cop
4819106	1" Cop x 1" Cop
4819108	1 1/4" Cop x 1 1/4" Cop
4819110	1 1/2" Cop x 1 1/2" Cop
4819112	2" Cop x 2" Cop



**FLARE X FLARE  
ADAPTER**  
- LEAD FREE -



W-R#	Description
4819402	3/4" Flare x 3/4" Flare
4819404	1" Flare x 1" Flare



**FLARE X MALE IPS  
ADAPTER**  
- LEAD FREE -



W-R#	Description
4819502	3/4" Flare x 3/4" MIP
4819504	1" Flare x 1" MIP



**WATER METER  
COUPLINGS WITH  
WASHER**  
- LEAD FREE -



W-R#	Description	Min.	Box
4429002	5/8"	1 pr.	20
4429004	3/4"	1 pr.	20
4429005	1"	1 pr.	10

- Pairs with washers



**WATER METER  
COUPLING WASHERS**

W-R#	Description	Min.	Box
2725004	1/2"	12	12
2725006	3/4"	12	12
2725008	1"	12	12

- Rubber



**BRASS WATER METER  
FLANGE SET**  
- LEAD FREE -



W-R#	Description	Min.	Box
4429502	1 1/2"	1	-
4429504	2"	1	-

- Boxed with 2 flanges, nuts, bolts, & gaskets

**PIPE CONNECTIONS  
& REPAIR**



**RUBBER TRANSITION  
COUPLINGS**

W-R#	Description	Min	Box
2533001	1 1/4" x 1 1/4"	1	40
2533002	1 1/2" x 1 1/4"	1	40
2533004	1 1/2" x 1 1/2"	1	40
2533006	2" x 1 1/2"	1	20
2533008	2" x 2"	1	20
2533012	3" x 2"	1	20
2533014	3" x 3"	1	20
2533015	4" x 2"	1	20
2533016	4" x 3"	1	20
2533018	4" x 4"	1	10
2533020	6" x 4"	1	10
2533022	6" x 6"	1	4

- Sizes listed are for Schedule 40 Steel, Cast Iron, and PVC



**RUBBER TRANSITION  
DONUTS**

W-R#	Description	Min	Box
2533500	2" x 1 1/2"	1	20
2533502	2" x 2"	1	20
2533506	3" x 2"	1	20
2534000	3" x 3"	1	10
2535000	4" x 3"	1	10
2536000	4" x 4"	1	10



**RUBBER DRAIN AND  
TRAP CONNECTION**

W-R#	Description
1662002	1 1/2" Sch 40 x 1 1/2" tubular
1662004	2" Sch 40 x 1 1/2" tubular
1662006	1 1/2" tubular x 1 1/2" tubular

- Drain and trap connections are 12 per box, with a one piece minimum.



**RUBBER WASHING  
MACHINE HOSE GRIPS**

W-R#	Description	Min	Box
2533000	1 1/2"	1	12

• Fits 2" or 1 1/2" standpipe x 1" to 1 7/16" washing machine discharge hose.

**PIPE CONNECTIONS  
& REPAIR**



**ECONO-PLUGS**

W-R#	Size	Min	Box
1837220	1½"	1	25
1837222	2"	1	25
1837224	3"	1	25
1837226	4"	1	25
1837228	6"	1	25



**ECONO-CAPS**

W-R#	Size	Min	Box
1837502	1½"	1	25
1837504	2"	1	25
1837506	3"	1	25
1837508	4"	1	25



Unique flanged design

**RED-RUBBER  
TEST PLUG**

W-R#	Size	Min	Box
1837200	1½"	1	25
1837202	2"	1	25
1837204	3"	1	25
1837206	4"	1	25



**MARQ-2 TEST CAP**

W-R#	Size	Min	Box
1837400	1½"	1	25
1837402	2"	1	25
1837404	3"	1	25
1837406	4"	1	25



**PIPE CONNECTIONS  
& REPAIR**



THE SKINNER  
COMPANY

**SKINNER®  
EMERGENCY PIPE  
CLAMPS**




W-R#	Description	Min	Box
2641002	1/2"	1	5
2641004	3/4"	1	5
2641006	1"	1	5
2641008	1 1/4"	1	5
2641010	1 1/2"	1	5
2641012	2"	1	1
2641014	2 1/2"	1	1
2641016	3"	1	1
2641018	3 1/2"	1	1
2641020	4"	1	1
2641022	5"	1	1
2641024	6"	1	1

- Temperature rating: up to 250°F
- Pressure Rating: up to 600 psi
- Buna N gasket can be used on water, gas, & oil.



**KRAUSZ® "HYMAX"  
WIDE-RANGE  
TRANSITION  
COUPLINGS**



*Patented 2-layer gasket pulls away to enable hi-range.*



W-R#	Nom	Low Range	High Range
2630002	2"	(2.10-2.60)	(2.56-3.03)
2630004	3"	(3.46-3.90)	(3.86-4.33)
2630006	4"	(4.25-5.00)	(4.92-5.63)
2630007	5"	(5.12-5.75)	(5.71-6.38)
2630008	6"	(6.42-7.05)	(7.01-7.68)
2630010	8"	(8.54-9.17)	(9.13-9.84)
2630012	10"	(10.70-11.37)	(11.33-12.00)
2630014	12"	(12.40-13.03)	(12.99-13.66)

- Wide range allows for transitions between cast iron, steel, PVC, & HDPE pipe.
- For water service only
- Temperature range: -20°F - 220°F
- Pressure rating: up to 260 psi

**GAS METER SPECIALTIES**



**SIDE-IN / TOP-OUT  
METER BARS**

**BLACK**

W-R#	Length	Inlet	Outlet	Swivel	Class
0418002	6"	1"	1"	1"	250
0418004	6 1/2"	1"	1"	1"	250
0418006	7"	1 1/4"	1 1/4"	1 1/4"	400

- Keyspan/National Grid pattern



**SIDE-IN / SIDE-OUT  
METER BARS**

**BLACK**

W-R#	Length	Inlet	Outlet	Swivel	Class
0419002	6"	1"	1"	1"	250
0419004	8 1/4"	1"	1 1/4"	1 1/4"	500

- ConEd pattern



**BALL VALVE  
METER BARS**

**BLACK**

W-R#	Length	Inlet	Outlet	Swivel	Class
0423002	6"	1"	1"	1"	250

- ConEd pattern



**MALLEABLE IRON  
INSULATED UNIONS**

W-R#	Size (NPT)	Finish
0417702	3/4"	Black
0417704	1"	Black
0417706	1 1/4"	Black



0415402	3/4"	Galvanized
0415404	1"	Galvanized
0415406	1 1/4"	Galvanized

- Flat Insulating Washer



**METER BAR ADAPTER**

W-R#	Size (NPT)	Min	Box
0423702	1 1/4" x 1"	1	-

**GAS METER SPECIALTIES**



**OFFSET SWIVELS  
FOR GAS METERS**

W-R#	Size (NPT)	LT.	Finish
0416602	3/4"	10	Black
0416604	1"	20	Black
0416606	1 1/4"	30	Black



**NUTS FOR GAS METERS**

W-R#	Size (NPT)	LT.	Finish
0416802	3/4"	10	Black
0416804	1"	20	Black
0416806	1 1/4"	30	Black



**STRAIGHT SWIVELS  
FOR GAS METERS**

W-R#	Size (NPT)	LT.	Finish
0416902	3/4"	10	Black
0416904	1"	20	Black
0416906	1 1/4"	30	Black



**METER PLUGS WITH  
TAP**

W-R#	Size (NPT)	LT.	Tap Size
0418802	1"	20	1/8"
0418804	1 1/4"	30	1/4"



**RUBBER WASHER FOR  
METER BAR**

W-R#	Size (NPT)	LT.
0417602	3/4"	10
0417604	1"	20
0417606	1 1/4"	30



**GAS REGULATOR  
VENTS  
("PECK" VENTS)**

W-R#	Description
1754002	3/4" With Screen
1754004	1" With Screen
1754006	1 1/4" With Screen
1754008	1 1/2" With Screen
1754010	2" With Screen

**GAS METER SPECIALTIES**



**LOCKWING GAS COCK**

**BLACK**

W-R#	Description	PSI	Min	Box
<b>0416002</b>	3/4"	175	1	25
<b>0416004</b>	1"	175	1	15
<b>0416006</b>	1 1/4"	175	1	10
<b>0416008</b>	1 1/2"	175	1	5
<b>0416010</b>	2"	175	1	5

- FIP x FIP
- Tamper-proof design



**DRESSER STYLE 275® LOCKWING GAS METER VALVES**

**BLACK**

W-R#	Description
<b>2817150</b>	3/4" #275 Lockwing
<b>2817152</b>	1" #275 Lockwing
<b>2817154</b>	1 1/4" #275 Lockwing

- FIP x FIP
- Tamper-proof design



**FLOWSERVE® LUBRICATED PLUG VALVES**

W-R#	Description
<b>0424114</b>	2" #142 Plug Valve
<b>0424116</b>	3" #142 Plug Valve
<b>0424120</b>	4" #142 Plug Valve

- FIP x FIP
- Iron Body Lubricated Plug Valve
- Short Pattern
- 200 psi CWP (Cold Working Pressure)



W-R#	Description
<b>0425001</b>	2" #142T Tamperproof
<b>0425002</b>	3" #142T Tamperproof
<b>0425004</b>	4" #142T Tamperproof

- FIP x FIP
- Iron Body Lubricated Plug Valve
- Short Pattern
- 200 psi CWP (Cold Working Pressure)
- ConEd pattern

**GAS METER SPECIALTIES**



**IMAC SYSTEMS  
CARBON STEEL  
FLANGED Y-STRAINER**

W-R#	Description	OEM#
1756002	2"	YS-61-CS

- Con-Ed requirement as of 7/15
- 150# Raised Face Flanges
- Less blow-off & gauge tap plugs
- 40 mesh internal strainer



**CARBON STEEL  
150# FLAT FACE  
FLANGES**

W-R#	Description
1757004	2"
1757006	2 1/2"
1757008	3"
1757010	4"



**GARLOCK 3000®  
RING GASKET  
STRAINERS**

W-R#	Description	Type
2745002	2"	Ring
2745004	3"	Ring
2745006	4"	Ring
2745008	6"	Ring

- 60 mesh gasket strainer
- Non-asbestos gasket



**GARLOCK 3000®  
GASKETS**

Size	Ring	Full Face
2"	2744002	2744052
3"	2744004	2744054
4"	2744006	2744056
6"	2744008	2744058

- Non-asbestos gasket



1755002



1755004

**IMAC SYSTEMS  
VENT LINE PROTECTOR  
(VLP)®**

W-R#	Description
1755002	1" Vent Line Protector (VLP)
1755004	1" Loop & Bracket for VLP

The Vent Line Protector is designed to keep water out of gas meter vent lines in areas susceptible to flooding.



**SPECIALTY WASHERS**



**RING GASKET**



Fiber	Size	Rubber	OD	ID
2737002	1 1/2"	2737102	3 1/4	1 7/8
2737004	2"	2737104	4	2 1/4
2737006	2 1/2"	2737106	4 3/4	2 3/4
2737008	3"	2737108	5 3/8	3 1/2
2737010	3 1/2"	2737110	6 1/4	3 7/8
2737012	4"	2737112	6 7/8	4 3/8
2737014	5"	2737114	7 3/4	5 1/2
2737016	6"	2737116	8 7/8	6 1/2

- Fiber gaskets are 1/16" thick (150#)
- Fiber gaskets rated to 500° F.
- Rubber gaskets are 1/8" thick (150#)



**COMPANION FLANGE GASKET**



Fiber	Size	Rubber	OD	ID
2739000	1 1/2"	2739100	4 7/8	1 3/4
2739002	2"	2739102	6	2 1/4
2739004	2 1/2"	2739104	7	2 3/4
2739006	3"	2739106	7 1/2	3 3/8
2739008	3 1/2"	2739108	8 1/2	3 7/8
2739010	4"	2739110	9	4 3/8
2739012	5"	2739112	9 7/8	5 1/2
2739014	6"	2739114	11	6 1/2

- Fiber gaskets are 1/16" thick (150#)
- Fiber gaskets rated to 500° F.
- Rubber gaskets are 1/8" thick (150#)



**HEX BOLT & NUT SET**

W-R#	Description		Box
2402502	5/8" x 2 3/4"	w/nut	12 bolts/nuts
2402504	5/8" x 3"	w/nut	12 bolts/nuts
2402506	3/4" x 3"	w/nut	12 bolts/nuts
2402508	3/4" x 3 1/4"	w/nut	12 bolts/nuts



**RED RUBBER (SBR) SQUARE-PAK**

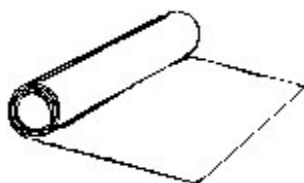
W-R#	Description	Thickness	Min
1910002	6" x 6"	1/16"	12
1910004	12" x 12"	1/16"	12



**RED RUBBER PACKING SHEET**

W-R#	Description	Min
1909002	1/16" (3' X 60')	100 lbs
1909014	1/8" (3' X 27')	100 lbs

. -20 to 170° Fahrenheit



**NON-ASBESTOS GASKETING MATERIAL**



W-R#	Description	Thickness	Min
1904002	60" x 60"	1 1/6"	1
1904004	30" x 30"	1 1/6"	1

- Rated at up to 1200°F



**Con-Stab ID Seal® Fittings** have been sold in the gas, plumbing, and propane markets since 1990. **Con-Stab®** fittings are IAPMO, CSA, & ICC approved.



for: **Pool Heaters**



for: **Gas Grills**



for: **Patio Hearths & Lighting**



for: **Emergency Generators**

**CON-STAB® ANODELESS METER RISERS**

- Fusion-bonded epoxy coating
- Anodeless and corrosion resistant
- Patented "ID-Seal" fitting (inside chamfer)

Always Match **Pipe Size & SDR**



W-R	Size	Wall (CTS) or SDR
2886036	1/2" CTS	.090
2886004	3/4" IPS	SDR-11
2886008	1" IPS	SDR-11
2886040	1" CTS	.099/.101
2886012	1 1/4" IPS	<b>SDR-10</b>
2886013	1 1/4" IPS	SDR-11
2886016	1 1/2" IPS	SDR-11
2886020	2" IPS	SDR-11

**IMPORTANT**  
CHAMFER THE ID OF PIPE




You must use a **Continental Chamfer Tool** on a **Continental Fitting!**



**POLY-END ANODELESS METER RISERS**

- Fusion-bonded epoxy coating
- Anodeless and corrosion resistant
- Plain PE end can be used with compression & "stab" fittings
- 3" must be used with Dresser Style 711 couplings. See page 6.

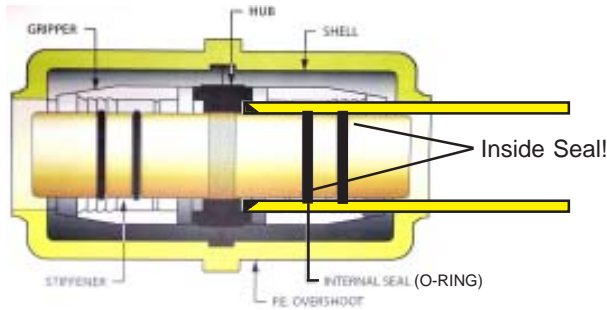


Sleeved Elbow Unit  
2886060 2"  
2886070 3"

W-R	Size	Wall (CTS) or SDR
2886002	3/4" IPS	SDR-11
2886006	1" IPS	SDR-11
2886030	1" CTS	.099/.101
2886010	1 1/4" IPS	<b>SDR-10</b>
2886011	1 1/4" IPS	SDR-11
2886014	1 1/2" IPS	SDR-11
2886018	2" IPS	SDR-11
2886060	2" IPS	SDR-11
2886070	3" IPS	SDR-11.5



**Con-Stab ID Seal® Fittings** have been sold in the gas, plumbing, and propane markets since 1990. **Con-Stab®** fittings are IAPMO, CSA, & ICC approved.



**Con-Stab®'s** patented "ID-Seal" is formed on the **INSIDE** of the pipe--where the surface is the smoothest. Therefore you must chamfer the **INSIDE** of your pipe with a **Continental® Chamfer tool**.

From NFPA 54 Section 3.3.5  
 "An **anodeless riser** is an assembly of steel-cased plastic pipe used to make the transition between plastic piping underground and metal piping aboveground."

Plastic Pipe runs inside the riser.

Corrosion-resistant fusion-bonded epoxy coating



**CON-STAB® COUPLINGS**

Always Match **Pipe Size & SDR**



W-R	Size	Wall (CTS) or SDR
2881000	1/2" CTS	.090
2881002	3/4" IPS	SDR-11
2881004	1" IPS	SDR-11
2881020	1" CTS	.099/.101
2881006	1 1/4" IPS	<b>SDR-10</b>
2881007	1 1/4" IPS	SDR-11
2881008	1 1/2" IPS	SDR-11
2881010	2" IPS	SDR-11



**CON-STAB® ELBOWS**

Always Match **Pipe Size & SDR**



W-R	Size	Wall (CTS) or SDR
2882000	1/2" CTS	.090
2882002	3/4" IPS	SDR-11
2882004	1" IPS	SDR-11
2882020	1" CTS	.099/.101
2882006	1 1/4" IPS	<b>SDR-10</b>
2882007	1 1/4" IPS	SDR-11
2882008	1 1/2" IPS	SDR-11
2882010	2" IPS	SDR-11



**CON-STAB® TEES**

Always Match **Pipe Size & SDR**



W-R	Size	Wall (CTS) or SDR
2883000	1/2" CTS	.090
2883002	3/4" IPS	SDR-11
2883004	1" IPS	SDR-11
2883020	1" CTS	.099/.101
2883006	1 1/4" IPS	<b>SDR-10</b>
2883007	1 1/4" IPS	SDR-11
2883008	1 1/2" IPS	SDR-11
2883010	2" IPS	SDR-11





**Con-Stab ID Seal® Fittings** have been sold in the gas, plumbing, and propane markets since 1990. **Con-Stab®** fittings are IAPMO, CSA, & ICC approved.

**CON-STAB® MALE ADAPTERS**



Always Match Pipe Size & SDR



W-R	Size	Wall (CTS) or SDR
2885000	1/2"	CTS .090
2885002	3/4"	IPS SDR-11
2885004	1"	IPS SDR-11
2885020	1"	CTS .099/.101
2885006	1 1/4"	IPS <b>SDR-10</b>
2885007	1 1/4"	IPS SDR-11
2885008	1 1/2"	IPS SDR-11
2885010	2"	IPS SDR-11

- Standard sizes with 4" long steel MIP stub.

**POLY PLAIN-END MALE ADAPTERS**



Always Match Pipe Size & SDR



W-R	Size	Wall (CTS) or SDR
2885050	3/4"	IPS SDR-11
2885052	1"	IPS SDR-11
2885070	1"	CTS .099/.101
2885054	1 1/4"	IPS <b>SDR-10</b>
2885055	1 1/4"	IPS SDR-11
2885056	1 1/2"	IPS SDR-11
2885058	2"	IPS SDR-11

- Standard sizes with 4" long steel MIP stub.  
 - Plain End can be used with stab couplings, compression couplings, and fusion fittings.



**CON-STAB® CHAMFER TOOL**

Always Match Pipe Size & SDR

W-R	Size	Wall (CTS) or SDR
2888020	1/2"	CTS .090
2888014	3/4"	IPS SDR-11
2888016	1"	IPS SDR-11
2888022	1"	CTS .099/.101
2888006	1 1/4"	IPS <b>SDR-10</b>
2888007	1 1/4"	IPS SDR-11
2888008	1 1/2"	IPS SDR-11
2888010	2"	IPS SDR-11

- **Follow the Arrow!** Turn the tool in the direction of the arrow printed on the tool for a clean, even chamfer (bevel) on the inside of the pipe.

**LOOK FOR THE "C"**  
 You must use a **Continental** Chamfer Tool on a **Continental** Fitting!



**Con-Stab ID Seal® Fittings** have been sold in the gas, plumbing, and propane markets since 1990. **Con-Stab®** fittings are IAPMO, CSA, & ICC approved.



**CON-STAB® x COPPER TRANSITION FITTING**

Always Match Pipe Size & SDR



W-R	Con-Stab®	Copper Tube
2884002	3/4" SDR 11	1/2" Flare

- Con-Stab® x Flare connection for copper tubing



**CON-STAB® REDUCING COUPLINGS**

**IPS X IPS**

Always Match Pipe Size & SDR



W-R	IPS X IPS REDUCERS	
2891030	1" SDR11 x 3/4" SDR11	

2891049	1 1/4" SDR10 x 3/4" SDR11	
2891021	1 1/4" SDR10 x 1" SDR11	

2891050	1 1/4" SDR11 x 3/4" SDR11	
2891022	1 1/4" SDR11 x 1" SDR11	

2891010	1 1/2" SDR11 x 3/4" SDR11	
2891012	1 1/2" SDR11 x 1" SDR11	
2891013	1 1/2" SDR11 x 1 1/4" SDR10	
2891014	1 1/2" SDR11 x 1 1/4" SDR11	

2891002	2" SDR11 x 3/4" SDR11	
2891004	2" SDR11 x 1" SDR11	
2891005	2" SDR11 x 1 1/4" SDR10	
2891006	2" SDR11 x 1 1/4" SDR11	
2891008	2" SDR11 x 1 1/2" SDR11	

**CTS X IPS**

Always Match Pipe Size & SDR



W-R	CTS X IPS REDUCERS	
2890040	1/2" CTS x 3/4" SDR11	
2890042	1/2" CTS x 1" SDR11	

2890002	1" CTS x 3/4" SDR11	
2890004	1" CTS x 1" SDR11	



SDR-11

SDR-10

**CON-STAB® 1 1/4" SDR-10 x SDR-11 ADAPTER**

**"THE MIRACLE FITTING"**

W-R	Con-Stab® A	Con-Stab® B
2890008	1 1/4" IPS x SDR-10	1 1/4" IPS SDR-11



**Con-Stab ID Seal® Fittings** have been sold in the gas, plumbing, and propane markets since 1990. **Con-Stab®** fittings are IAPMO, CSA, & ICC approved.

**CON-STAB® REDUCING TEES**



Always Match Pipe Size & SDR



W-R	RUN	BRANCH
2883070	1" SDR11 x 3/4"	SDR11

2883061	1 1/4" SDR10 x 3/4"	SDR11
2883063	1 1/4" SDR10 x 1"	SDR11

2883062	1 1/4" SDR11 x 3/4"	SDR11
2883064	1 1/4" SDR11 x 1"	SDR11

2883080	1 1/2" SDR11 x 3/4"	SDR11
2883082	1 1/2" SDR11 x 1"	SDR11
2883083	1 1/2" SDR11 x 1 1/4"	<b>SDR10</b>
2883084	1 1/2" SDR11 x 1 1/4"	SDR11

2883050	2" SDR11 x 3/4"	SDR11
2883052	2" SDR11 x 1"	SDR11
2883053	2" SDR11 x 1 1/4"	<b>SDR10</b>
2883054	2" SDR11 x 1 1/4"	SDR11
2883056	2" SDR11 x 1 1/2"	SDR11

**CON-STAB® SADDLE PUNCH TEES**



Always Match Pipe Size & SDR



W-R	MAIN	OUTLET
2893090	1 1/4"	3/4" SDR-11
2893092	1 1/4"	1" SDR-11

2896002	1 1/2"	3/4" SDR-11
2896006	1 1/2"	1" SDR-11

2894002	2"	3/4" SDR-11
2894004	2"	1" SDR-11
2894006	2"	1 1/4" SDR-11

2894502	3"	3/4" SDR-11
2894504	3"	1" SDR-11
2894506	3"	1 1/4" SDR-11
2894508	3"	2" SDR-11



**Con-Stab ID Seal® Fittings** have been sold in the gas, plumbing, and propane markets since 1990. **Con-Stab®** fittings are IAPMO, CSA, & ICC approved.



**CON-STAB® END CAPS**

Always Match **Pipe Size & SDR**



W-R	Size	Wall (CTS) or SDR
2892002	3/4" IPS	SDR-11
2892004	1" IPS	SDR-11
2892006	1 1/4" IPS	<b>SDR-10</b>
2892007	1 1/4" IPS	SDR-11
2892008	1 1/2" IPS	SDR-11
2892010	2" IPS	SDR-11

**CONFLEX® FLEX RISERS FOR PROPANE**



Continental "**Con-Flex®**" risers are **flexible** casings that protect **yellow polyethylene pipe** aboveground. **Con-flex®** risers consist of corrugated stainless steel flex hose, with a durable UV & weather-resistant outer sleeve. Conforms to NFPA 54 & 58 for LPG systems.



Step 1.



Step 3.



W-R	Description	SDR/Wall	Length
2887002	1/2" CTS	.090	36"
2887004	1/2" CTS	.090	84"
2887070	1" CTS	.099/.101	36"
2887020	3/4" IPS	SDR-11	36"
2887030	1" IPS	SDR-11	36"
2887040	1 1/4" IPS	<b>SDR-10</b>	36"
2887042	1 1/4" IPS	SDR-11	36"
2887050	1 1/2" IPS	SDR-11	36"
2887060	2"	SDR-11	36"

Instructions:

1. Disassemble the **adapter coupling** (B).
2. Feed the polyethylene pipe through the sleeve from the **moisture seal** (A) to the **adapter coupling** (B)
3. Assemble the **adapter coupling** by sliding the gasket over the tubing, and then pushing the tubing onto the insert. Tighten the compression nut until it bottoms out.



**POLYETHYLENE GAS BALL VALVES**

Always Match **Pipe Size & SDR**



W-R	Size	Wall (CTS) or SDR
2893102	3/4"	IPS SDR-11
2893104	1"	IPS SDR-11
2893106	1 1/4"	IPS SDR-11
2893108	1 1/2"	IPS SDR-11
2893110	2"	IPS SDR-11

**Step 1: Match Pipe & SDR**




**BE SURE TO MATCH PIPE SIZE & SDR\***

Pipe, Fittings, and Chamfer Tool must be the same!

\*\*“SDR” stands for “Standard Dimension Ratio”. It is a designation of a pipe’s pressure rating. SDR is the ratio of Pipe Diameter to Wall Thickness.

**Step 2: Chamfer Inside of Pipe**



**Follow the arrows** printed on the label. Only 3-5 turns necessary for a good chamfer!


The “coupon” is the piece of yellow poly that is shaved off during the act of chamfering.



**Test your chamfer** by pushing the pipe over the test gauge. If the pipe is chamfered properly, it should fit over the test gauge with minimum effort.

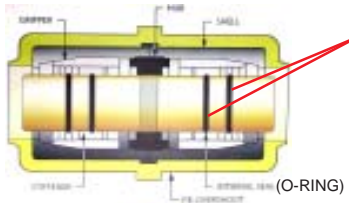
**Step 3: Mark Stab Depth**

**MARK THE STAB DEPTH!**



1. Line up the end of the yellow pipe with the hub of the fitting.
2. Mark a line on the pipe to approximate the end of the fitting.

“Hub”



3. **Goal:** The reason to mark the stab depth is to ensure that the pipe is sealed by **both** o-rings!

**Step 4: Stab & Check**

**STAB PIPE INTO FITTING**



Stab the pipe completely into the fitting, so that the “stab marker” is within 1/8” from the entrance of the fitting.

Once the pipe has been stabbed, it **cannot** be removed.

**LOOK FOR THE “C”**

You must use a **Continental Chamfer Tool** on a **Continental Fitting!**



**YELLOW PLASTIC GAS PIPE**

**YELLOW "MEDIUM DENSITY" (PE2406) PE GAS PIPE**



Conforms to ASTM D-2513



Always Match Pipe Size & SDR

For several years, the gas utility and distribution market has used plastic gas pipe for its **ease-of-use, corrosion resistance, and cost effectiveness**. *NFPA 54* provides for the use of plastic piping within it's code for **outdoor, underground use only** at a **minimum burial depth of 18"**, using **yellow 14g tracer wire** for location purposes.



Call us today for:

- Free promotional materials
- One-on-One sales training
- Sizing/Technical assistance

W-R	Size	Wall (CTS) or SDR	Length
2880002	1/2" CTS	.090	150'
2880004	1/2" CTS	.090	500'
2880011	3/4" IPS	SDR-11	50'
2880012	3/4" IPS	SDR-11	150'
2880016	3/4" IPS	SDR-11	500'
2880020	1" CTS	.099/.101	150'
2880021	1" CTS	.099/.101	500'
2880025	1" IPS	SDR-11	50'
2880022	1" IPS	SDR-11	150'
2880026	1" IPS	SDR-11	500'
2880029	1 1/4" IPS	<b>SDR-10</b>	50'
2880030	1 1/4" IPS	<b>SDR-10</b>	150'
2880031	1 1/4" IPS	SDR-11	50'
2880032	1 1/4" IPS	SDR-11	150'
2880036	1 1/4" IPS	SDR-11	500' (*)
2880041	1 1/2" IPS	SDR-11	50'
2880042	1 1/2" IPS	SDR-11	150'
2880046	1 1/2" IPS	SDR-11	500' (*)
2880051	2" IPS	SDR-11	50'
2880052	2" IPS	SDR-11	100'
2880056	2" IPS	SDR-11	500' (*)
2880062	3" IPS	SDR-11.5	100' (*)

(\*) Call for availability

**LOW PRESSURE < 2PSI**

**HIGH PRESSURE = 2PSI**

Pressure Drop: .5 in w.c. Spec. Gravity: .60						
Length (feet)	1/2 IPS SDR-9.3	3/4 IPS SDR-11	1 IPS SDR-11	1 1/4 IPS SDR-10	1 1/2 IPS SDR-11	2 IPS SDR-11
10	201	403	726	1260	1900	3410
20	138	277	499	865	1310	2350
30	111	222	401	695	1050	1880
40	95	190	343	594	898	1610
50	84	169	304	527	796	1430
60	76	153	276	477	721	1300
70	70	140	254	439	663	1190
80	65	131	236	409	617	1110
90	61	123	221	383	579	1040
100	58	116	209	362	547	983
125	51	103	185	321	485	871
150	46	93	168	291	439	789
175	43	86	154	268	404	726
200	40	80	144	249	376	675
250	35	71	127	221	333	598
300	32	64	115	200	302	542
350	29	59	106	184	278	499
400	27	55	99	171	258	464
450	26	51	93	160	242	435
500	24	48	88	152	229	411

Pressure Drop: 1.0 in w.c. Spec. Gravity: .60						
Length (feet)	1/2 IPS SDR-9.3	3/4 IPS SDR-11	1 IPS SDR-11	1 1/4 IPS SDR-10	1 1/2 IPS SDR-11	2 IPS SDR-11
10	1860	3720	6710	11600	17600	31600
20	1280	2560	4610	7990	12100	21700
30	1030	2050	3710	6420	9690	17400
40	878	1760	3170	5490	8300	14900
50	778	1560	2810	4870	7350	13200
60	705	1410	2550	4410	6660	12000
70	649	1300	2340	4060	6130	11000
80	603	1210	2180	3780	5700	10200
90	566	1130	2050	3540	5350	9610
100	535	1070	1930	3350	5050	9080
125	474	949	1710	2970	4480	8050
150	429	860	1550	2690	4060	7290
175	395	791	1430	2470	3730	6710
200	368	736	1330	2300	3470	6240
250	326	652	1180	2040	3080	5530
300	295	591	1070	1850	2790	5010
350	272	544	981	1700	2570	4610
400	253	506	913	1580	2390	4290
450	237	475	856	1480	2240	4020
500	224	448	809	1400	2120	3800

**NATURAL GAS**

**LOW PRESSURE: 11 IN. W.C.**

**HIGH PRESSURE = 2PSI**

Pressure Drop: .5 in w.c. Spec. Gravity: 1.50						
Length (feet)	1/2 IPS SDR-9.3	3/4 IPS SDR-11	1 IPS SDR-11	1 1/4 IPS SDR-10	1 1/2 IPS SDR-11	2 IPS SDR-11
10	340	680	1230	2130	3210	5770
20	233	468	844	1460	2210	3970
30	187	375	677	1170	1770	3180
40	160	321	580	1000	1520	2730
50	142	285	514	890	1340	2420
60	129	258	466	807	1220	2190
70	119	237	428	742	1120	2010
80	110	221	398	690	1040	1870
90	103	207	374	648	978	1760
100	98	196	353	612	924	1660
125	87	173	313	542	819	1470
150	78	157	284	491	742	1330
175	72	145	261	452	683	1230
200	67	135	243	420	635	1140
250	60	119	215	373	563	1010
300	54	108	195	338	510	916
350	50	99	179	311	469	843
400	46	92	167	289	436	784
450	43	87	157	271	409	736
500	41	82	148	256	387	695

Pressure Drop: 1.0 in w.c. Spec. Gravity: 1.50						
Length (feet)	1/2 IPS SDR-9.3	3/4 IPS SDR-11	1 IPS SDR-11	1 1/4 IPS SDR-10	1 1/2 IPS SDR-11	2 IPS SDR-11
10	3130	6260	11300	19600	29500	53100
20	2150	4300	7760	13400	20300	36500
30	1730	3450	6230	10800	16300	29300
40	1480	2960	5330	9240	14000	25100
50	1310	2620	4730	8190	12400	22200
60	1190	2370	4280	7420	11200	20100
70	1090	2180	3940	6830	10300	18500
80	1010	2030	3670	6350	9590	17200
90	952	1910	3440	5960	9000	16200
100	899	1800	3250	5630	8500	15300
125	797	1600	2880	4990	7530	13500
150	722	1450	2610	4520	6830	12300
175	664	1330	2400	4160	6280	11300
200	618	1240	2230	3870	5840	10500
250	548	1100	1980	3430	5180	9300
300	496	994	1790	3110	4690	8430
350	457	914	1650	2860	4320	7760
400	425	851	1530	2660	4020	7220
450	399	798	1440	2500	3770	6770
500	377	754	1360	2360	3560	6390

**PROPANE**

\* Values listed are in cubic feet/meter (cfm). To calculate BTU, multiply by 1000.

\*\* Source: NFPA 54-2012 Table 6.2 (s)

\* Values listed are in cubic feet/meter (cfm). To calculate BTU, multiply by 1000.

\*\* Source: NFPA 54-2012 Table 6.2 (s)

\*Reproduced with permission from NFPA 54, *National Fuel Gas Code*, Copyright 2012. This reprinted material is not the complete and official position of the NFPA on the referenced subject, which is represented only by the standard in its entirety. Please consult your NFPA 54/ICC Fuel Gas codebook and appliance's technical literature for more detailed sizing and installation instructions.

**FIRST-STAGE TO SECOND STAGE**

**PROPANE**

		<b>Pressure Drop: 1.0 in w.c.</b>			<b>Spec. Gravity: 1.50</b>	
Length (feet)	1/2 IPS SDR-9.3	3/4 IPS SDR-11	1 IPS SDR-11	1 1/4 IPS SDR-10	1 1/2 IPS SDR-11	2 IPS SDR-11
30	2143	4292	7744	13416	20260	36402
40	1835	3673	6628	11482	17340	31155
50	1626	3256	5874	10176	15368	27612
60	1473	2950	5322	9220	13924	25019
70	1355	2714	4896	8483	12810	23017
80	1261	2525	4555	7891	11918	21413
90	1183	2369	4274	7404	11182	20091
100	1117	2238	4037	6994	10562	18978
125	990	1983	3578	6199	9361	16820
150	897	1797	3242	5616	8482	15240
175	826	1653	2983	5167	7803	14020
200	778	1539	2775	4807	7259	13043
250	681	1363	2459	4260	6434	11560
300	617	1235	2228	3860	5830	10474
350	567	1136	2050	3551	5363	9636
400	528	1057	1907	3304	4989	8965
450	495	992	1789	3100	4681	8411
500	468	937	1690	2928	4422	7945

\* Capacities listed are based on a pressure of 10 psig first stage setting and 1 psi pressure drop.

\* Values listed are in cubic feet/meter (cfm). To calculate BTU, multiply by 1000.

\*\* Source: NFPA 58-2012 Table 15.1 (s)

\*Reproduced with permission from NFPA 54, *National Fuel Gas Code*, Copyright 2012. This reprinted material is not the complete and official position of the NFPA on the referenced subject, which is represented only by the standard in its entirety. Please consult your NFPA 54/ICC Fuel Gas codebook and appliance's technical literature for more detailed sizing and installation instructions.



**YELLOW TRACER WIRE**

**W-R# Description**

- 1842500** 500' Yellow Tracer Wire-14g
- 1842502** 500' Yellow Tracer Wire-18g

- Use tracer wire in the trench along yellow poly pipe for an effective, code-compliant installation.



**YELLOW BURIAL TAPE**

**W-R# Description**

- 2426050** 3" x 1000' Non-Detectable
- 2426052** 3" x 1000' \*Detectable\*

- Burial Tape is used 6 -8" above the pipe and tracer wire in the trench.

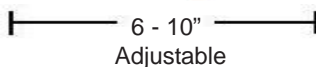


**UNIVERSAL BRACKET FOR ANODELESS RISERS**

**W-R# Description**

- 2867050** 3/4" to 2" Riser Bracket

- Fits 3/4" - 2" anodeless risers  
- Adjustable from 6" - 10" from wall





**GAS ACCESSORIES**



**MARKING STAKES**

W-R#	Description	Min	Bag
2426102	Yellow	12	12

- For additional colors, see page 231

**NATURAL GAS**



**"NATURAL GAS"  
ADHESIVE LABELS**

W-R#	Description	Min
2425050	Small (3/4" x 1 1/4")	12
2425052	Medium (1 1/2" x 2 3/8")	12
2425054	Large (2 1/2" x 7 7/8")	12



2425070	Small (100 per roll)	1
2425072	Medium (100 per roll)	1



**TRACER-SPACER®  
TRACER WIRE CLIPS**



W-R#	Description	Bag
2893300	1/2" CTS	6
2893302	3/4" IPS (1" CTS)	6
2893304	1" IPS	6
2893306	1 1/4" IPS (1 1/2" IPS)	6
2893310	2" IPS	6



- Tracer-Spacer® clips ensure that tracer wire is kept a safe distance away from direct burial PE pipe.

- Conforms to local codes.



**MAGNESIUM ANODE  
BAGS**

W-R#	Description
2761002	3 lb. bag
2761004	17 lb. bag
2761006	32 lb. bag



- Hi-potential anode  
- 10' of #12 TW wire




**DRIVE-IN MAGNESIUM  
SPIKE ANODES**

W-R#	Description
2762001	1# w/lead wire & clamp
2762002	3# w/lead wire & clamp



- 3' of #12 TW wire

**COMPRESSION SERVICE FITTINGS**



**STEEL COMPRESSION RISERS**

Know the Code:  
Coated Steel Products  
May Require Additional  
Cathodic Protection!

W-R	Description	SDR
2930002	3/4" IPS	SDR-11
2930004	1" IPS	SDR-11
2930006	1 1/4" IPS	<b>SDR-10</b>
2930008	1 1/2" IPS	SDR-11
2930010	2" IPS	SDR-11

- Powder coat finish
- Steel compression end
- Requires anode bag (not included)



**STEEL COMPRESSION COUPLINGS**

Know the Code:  
Coated Steel Products  
May Require Additional  
Cathodic Protection!

W-R	Description	SDR
2931002	3/4" IPS	SDR-11
2931004	1" IPS	SDR-11
2931006	1 1/4" IPS	<b>SDR-10</b>
2931008	1 1/2" IPS	SDR-11
2931010	2" IPS	SDR-11

- Powder coat finish
- Steel compression end
- Requires anode bag (not included)



**STEEL COMPRESSION MALE ADAPTERS**

Know the Code:  
Coated Steel Products  
May Require Additional  
Cathodic Protection!

W-R	Description	SDR
2935002	3/4" IPS	SDR-11
2935004	1" IPS	SDR-11
2935006	1 1/4" IPS	<b>SDR-10</b>
2935008	1 1/2" IPS	SDR-11
2935010	2" IPS	SDR-11

- Powder coat finish
- Steel compression end
- Requires anode bag (not included)



**EXTRA-LONG MALE ADAPTERS**

W-R	Description	SDR
2935102	3/4" IPS	SDR-11
2935104	1" IPS	SDR-11



**STEEL COMPRESSION TEES**

Know the Code:  
Coated Steel Products  
May Require Additional  
Cathodic Protection!

W-R	Description	SDR
2933002	3/4" IPS	SDR-11
2933004	1" IPS	SDR-11
2933006	1 1/4" IPS	<b>SDR-10</b>

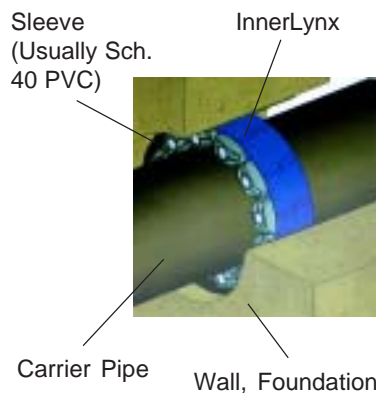
- Powder coat finish
- Steel compression end
- Requires anode bag (not included)



**INNERLYNX®  
MECHANICAL SEALS**

InnerLynx® mechanical seals are made of EPDM rubber, and are suitable for aboveground and direct burial applications. Innerlynx® form a strong hydrostatic seal, and electrically isolate the carrier pipe from the wall sleeve. Made in USA.

**INNERLYNX® MECHANICAL SEALS  
FOR WALL PENETRATIONS**



- Specifications
- Type: Standard "Model C"
  - EPDM Gaskets
  - Temp. Range: 40-250° F
  - Carbon Steel Bolts & Nuts

W-R#	Description	SKU
A000860	IL-200	priced per link
A000862	IL-275	priced per link
A000864	IL-300	priced per link
A000866	IL-315	priced per link
A000868	IL-325	priced per link
A000870	IL-340	priced per link
A000874	IL-400	priced per link
A000878	IL-425	priced per link
A000879	IL-475	priced per link

- Innerlynx® mechanical seals are ordered in belts of 10.



**ROYSTON LABS  
"THICK 'N QUICK"®  
MASTIC**

W-R#	Description	Min
1004002	"Thick 'N Quick"	1 gallon

- For protection of steel pipe in direct burial applications.



**ROYSTON LABS  
TR GREEN**



W-R#	Description	Min
1004010	2" x 50'	1 roll

- 35 mil cold applied, UV resistant tape coating with an 8 mil multipolymer alloy film (MAF) backing and 27 mils of adhesive with integrated primer, for ambient temperature below and above grade application.



**UPC-APPROVED  
PIPE WRAP TAPE**



W-R#	Description	Thickness	Min
1003002	2" X 100'	10 mil	1
1003004	2" X 100'	20 mil	1

- For protection of steel pipe in direct burial applications. Self-adhesive. UPC approved.



**GAS APPLIANCE CONNECTORS**



for: **Generators**



for: **Gas Grills**



**3/8" QUICK-CONNECT HOSES**

W-R#	Size
<b>2862002</b>	10 foot
<b>2862004</b>	12 foot

- 3/8" Female Flare x 3/8" Male Quick-Connect



**3/4" GENERATOR HOSES**

Size	Grey UV Coated	Black Rubber
12"	<b>2866002</b>	<b>2866003</b>
24"	<b>2866006</b>	<b>2866007</b>
36"	<b>2866008</b>	<b>2866009</b>

- 3/4" Male (Swivel) x 3/4" Male (Swivel)



2861002

2861004

**QUICK-CONNECT SHUTOFF VALVES**

W-R#	Type	Inlet	Quick Connect
<b>2861002</b>	Straight	3/8" FIP	3/8" F
<b>2861004</b>	Angle	1/2" FIP	3/8" F



Female Quick Connect

**QUICK-CONNECT FITTINGS**

**FEMALE**

W-R#	FIP Size	Quick-Connection
<b>2864002</b>	3/8" FIP	3/8" QC Female
<b>2864020</b>	1/2" FIP	1/2" QC Female
<b>2864022</b>	3/4" FIP	3/4" QC Female



Male Quick Connect

**MALE**

W-R#	FIP Size	Quick-Connection
<b>2864004</b>	3/8" FIP	3/8" QC Male
<b>2864040</b>	1/2" FIP	1/2" QC Male
<b>2864042</b>	3/4" FIP	3/4" QC Male



2864006

**ADAPTERS**

W-R#	FIP Size	Quick-Connection
<b>2864006</b>	1/2" M Flare	3/8" QC Male
<b>2864008</b>	1/2" FIP	3/8" QC Male



**GAS OUTLET CONVENIENCE BOXES**

W-R#	Color
<b>2863002</b>	White

- 1/2" FIP Angle x 3/8" Female Quick-Connect

**GAUGES & INSTRUMENTATION**

**W-R STANDARD PRESSURE GAUGES**



- 1/4" NPT brass lower connection
- Black steel case
- For water, oil, & gas
- Not for use on oxygen

W-R#	Size	PSI	Increments
1712002	2"	15 psi	1/2 lb.
1712004	2"	30 psi	1/2 lb.
1712006	2"	60 psi	1 lb.
1712008	2"	100 psi	2 lb.
1712010	2"	160 psi	5 lb.
1712012	2"	200 psi	4 lb.
1712014	2"	300 psi	5 lb.
1712016	2"	400 psi	8 lb.

1712502	2 1/2"	15 psi	1/2 lb.
1712504	2 1/2"	30 psi	1/2 lb.
1712506	2 1/2"	60 psi	1 lb.
1712508	2 1/2"	100 psi	2 lb.
1712510	2 1/2"	160 psi	5 lb.
1712512	2 1/2"	200 psi	4 lb.
1712514	2 1/2"	300 psi	5 lb.
1712516	2 1/2"	400 psi	8 lb.

1712802	3 1/2"	15 psi	1/2 lb.
1712804	3 1/2"	30 psi	1/2 lb.
1712806	3 1/2"	60 psi	1 lb.
1712808	3 1/2"	100 psi	2 lb.
1712810	3 1/2"	160 psi	5 lb.
1712812	3 1/2"	200 psi	4 lb.
1712814	3 1/2"	300 psi	5 lb.
1712816	3 1/2"	400 psi	8 lb.
1712818	3 1/2"	600 psi	10 lb.

1713002	4 1/2"	15 psi	1/2 lb.
1713004	4 1/2"	30 psi	1/2 lb.
1713006	4 1/2"	60 psi	1 lb.
1713008	4 1/2"	100 psi	2 lb.
1713010	4 1/2"	160 psi	5 lb.
1713012	4 1/2"	200 psi	4 lb.
1713014	4 1/2"	300 psi	5 lb.
1713016	4 1/2"	400 psi	8 lb.
1713018	4 1/2"	600 psi	10 lb.



**W-R STANDARD PRESSURE GAUGES WITH 1/8" LOWER NPT**

W-R#	Size	PSI	Increments
1717002	2 1/2"	30 psi	1/2 lb.
1717004	2 1/2"	100 psi	2 lb.

**GAUGES & INSTRUMENTATION**



**VACUUM GAUGE**

W-R#	Description	PSI
1720002	2" Vacuum	-30 psi
1720004	2½" Vacuum	-30 psi
1720006	3½" Vacuum	-30 psi

- ¼" NPT Lower Connection



**COMPOUND GAUGE**

W-R#	Description	PSI
1719002	2" Compound	30-0-30
1719004	2½" Compound	30-0-30
1719006	3½" Compound	30-0-30

- ¼" NPT Bottom Outlet



**1/4" NPT  
BACK OUTLET  
PRESSURE GAUGE**

W-R#	Description	PSI
1714002	2½" C.B.O.	30 psi
1714004	2½" C.B.O.	100 psi
1714202	3½" C.B.O.	30 psi



**WATER TEST GAUGE  
WITH 3/4" FHT**

W-R#	Description	PSI
1721002	2½"	200 psi

- ¾" Female Garden Hose thread  
- 2 psi increments



**2 1/2" SILICON  
LIQUID-FILLED GAUGE**

W-R#	Description	PSI
1712601	2 1/2"	30 psi
1712602	2 1/2"	60 psi
1712604	2 1/2"	100 psi
1712606	2 1/2"	200 psi
1712608	2 1/2"	300 psi

Stainless Steel Case  
1/4" NPT Lower Connection

1720000 - 30 psi **Vacuum**

**GAUGES & INSTRUMENTATION**



**5 PSI & 10 PSI  
DIAPHRAGM GAUGE  
FOR GAS TEST**



W-R#	Description	PSI
1715500	2 1/2" Diaphragm	5 psi
1715502	2 1/2" Diaphragm	10 psi

- 1/4" NPT
- 1/10 Increments
- Accuracy: 1.5% of full scale range

*Please note: This gauge is extremely sensitive. Overpressurizing this gauge will cause the measuring element to fail and render the gauge inoperable. Wal-Rich will not accept returns of gauges that are improperly used.*



**GAS TEST MANIFOLD  
& AIR VALVE**

W-R#	Description	Min	Box
A000334	Manifold	1	-
1838102	1/8" Air Valve	12	12
1838100	Manifold & Valve	1	-



**STANDARD GAS TEST  
ASSEMBLY**

W-R#	Description	Increments
1838103	2" 15# gauge	1/2 lb.
1838104	2" 30# gauge	1/2 lb.
1838106	2" 60# gauge	1 lb.
1838108	2" 100# gauge	2 lb.

- 3/4" FIP brass-plated manifold
- Individually bagged
- 1/8" air valve included



**5 PSI & 10 PSI  
LOW-PRESSURE GAS  
TEST ASSEMBLY**

W-R#	Description	Min	Box
1838110	5 psi Low Pressure Test Kit		
1838112	10 psi Low Pressure Test Kit		

- Furnished as shown with hexagonal test block, 1/8" tank valve, & 1/8" Male X Female Air Cock.
- Uses 2 1/2" 1/4" NPT Diaphragm Gauge
- **Increments: 1/10 psi**
- Accuracy: 1.5% of full-scale range

The key to the **W-R Low Pressure Gas Test Kit** is the diaphragm actuated gauge. Standard Pressure gauges are not capable of measuring minute variations because they use a bourdon tube. This type of measuring element, which is effective for higher pressures, will not detect the minute variations in pressure when a leak exists.

Be advised **AIR COMPRESSORS** should not be used to get a reading, and that most **BICYCLE** and **HAND PUMPS** can deliver upwards of 60 psi. per thrust.

*Please note: This gauge is extremely sensitive. Overpressurizing this gauge will cause the measuring element to fail and render the gauge inoperable. Wal-Rich will not accept returns of gauges that are improperly used.*

**GAUGES & INSTRUMENTATION**

**5 PSI & 10 PSI  
GAS TEST KIT WITH RUBBER BULB**




W-R#	Description
<b>GT-5</b>	5 PSI Kit
<b>GT-10</b>	10 PSI Kit
<b>1838200</b>	Bulb & Tubing Only

- Furnished as shown with hexagonal test block, 1/8" tank valve, & 1/8" Male X Female Air Cock.

- **Increments: 1/10 psi**
- Accuracy: 1.5% of full-scale range

*Please note: This gauge is extremely sensitive. Overpressurizing this gauge will cause the measuring element to fail and render the gauge inoperable. Wal-Rich will not accept returns of gauges that are improperly used.*

**5 PSI & 10 PSI  
GAS TEST KIT WITH DOUBLE-TAPPED  
MANIFOLD**



W-R#	Description
<b>BDGT-5</b>	5 PSI "NYC" Kit
<b>BDGT-10</b>	10 PSI "NYC" Kit

- Contains:
- Steel Double-tapped hexagonal test block
  - 1/4" Male x Female Air Cock
  - 1/8" Male x Female Air Cock
  - 2 1/2" 15 psi Standard Pressure Gauge
  - **Uses 2 1/2" 1/4" NPT 5# or 10# Diaphragm Gauge**
  - (Increments: 1/10 psi for minute readings)**
  - Accuracy: 1.5% of full-scale range

*Please note: This gauge is extremely sensitive. Overpressurizing this gauge will cause the measuring element to fail and render the gauge inoperable. Wal-Rich will not accept returns of gauges that are improperly used.*



**GAUGES & INSTRUMENTATION**



**HOT WATER DIAL THERMOMETER**

**W-R# Description**

- 1722011** Angle (Back Outlet)
- 1722013** Straight (Bottom Outlet)

SIZE: 3½" Face, ½" NPT  
 CASE: Steel  
 WINDOW: Glass  
 SOCKET: Brass  
 RANGE: 40° TO 240°F



**"SNAP-WELL" THERMOMETERS**

**W-R# Description**

- \* **1722014** 2" w/Brass Probe
- 1722015** 2" w/Aluminum Probe
- 1722016** 2" w/¾" Sweat Well
- 1722017** 2" Deluxe w/IPS & Sweat Wells



- 1722060** 3 1/4" w/Brass Probe

- 1722050** 1/2" IPS well only
- 1722052** 3/4" SWT well only

- ½" NPT connection  
 - Graduation from 40° to 240°




**W-R BRASS WELL THERMOMETER**

**W-R# Description**

- 1722000** Straight (Bottom Mount)
- 1722001** Angle (Back Mount)

- 6" Non-corrosive Valox® case  
 - ½" NPT connection  
 - Graduation from 40° to 280°



**ECONOMY HOT WATER THERMOMETERS**

**W-R# Description**

- 1722002** Steel Well - Straight
- 1722004** Steel Well - Angle

- 1722006** Brass Well - Straight
- 1722008** Brass Well - Brass

- 6" steel case case with white lacquer finish  
 - ½" NPT connection  
 - Graduation from 40° to 280°

**GAUGES & INSTRUMENTATION**



180 Degree adjustment

**ADJUSTABLE ANGLE THERMOMETER**



W-R#	Description
------	-------------

**1722020** 7" for Hot Water

**1722025** 9" for Hot Water

- Adjustable radius of 180 Degrees
- 1/2" Brass Connection
- 40-240° F



**STRAP-ON THERMOMETER**



W-R#	Description
------	-------------

**1802214** 2 1/2" 40-240°F

- Fits 3/4" - 1 1/2" Copper Tube



**POCKET THERMOMETERS**

W-R#	Description
------	-------------

**1722030** 0 - 220°F



**DIGITAL POCKET THERMOMETERS**

W-R#	Description	Min.	Box
------	-------------	------	-----

**1802216** -40° - 300°F 1 6

- Battery included



**W-R TRIDICATOR**



W-R#	Face	Shank	NPT	Outlet
------	------	-------	-----	--------

**1711016** 2 1/2" (1") 1/4" Angle  
**1711018** 2 1/2" (2 1/4") 1/4" Angle

- 60° - 320°F
- 0 - 75 psi

W-R#	Face	NPT	Outlet
------	------	-----	--------

**1711015** 3 1/4" 1/4" Straight  
**1711011** 3 1/4" 1/2" Angle  
**1711009** 3 1/4" 1/2" Straight

- 70° - 250°F
- 0 - 55 psi

**GAUGES & INSTRUMENTATION**



**MARSHALLTOWN®**  
**TRIDICATOR**  
*SQUARE FACE*



W-R#	Face	NPT	Outlet
1711010	3½"	1/2"	Angle
1711012	3½"	1/2"	Straight

- Made in USA
- 60°-260°F
- 0 - 60 psi



**THERMOWELL FOR**  
**AQUASTAT**

W-R#	Diameter	Length
1751032	1/2"	3"
1751034	3/4"	3"
1751038	3/4"	6"

- Brass immersion well
- Fits Honeywell, White Rodgers



**PRESSURE SNUBBER**

W-R#	Description
1726004	1/4" Brass Snubber

- 1000 psi
- 10 micron
- For regulation of sudden pressure changes



**PIGTAIL STEAM**  
**SYPHON**

1/4"MNPT x 1/4"MNPT

W-R#	Description	Box
1706002	Straight (180°) - Steel	6
1706006	Straight (180°) - Brass	6
1706004	Angle (90°) - Steel	6
1706008	Angle (90°) - Brass	6



**PRESSURE/**  
**TEMPERATURE**  
**TEST PLUG**



W-R#	Description
1726020	1/4" Brass P/T Plug
1726022	1/4" Gauge Adapter

- Max Temp: 350°F
- Max Pressure: 1000 psi
- Nordel Core for hot/cold water applications



**PRESSURE GAUGE**  
**NEEDLE VALVE**



W-R#	Description
1726010	1/4" Brass Needle Valve

- Max Temp: 300°F
- Max Pressure: 600 psi

**STEAM SPECIALTIES**



**ANGLE  
STEAM RADIATOR  
VALVES**

W-R#	Description	Min	Box
<b>0408102</b>	1/2"	1	10
<b>0408104</b>	3/4"	1	6
<b>0408002</b>	1"	1	4
<b>0408004</b>	1 1/4"	1	2
<b>0408006</b>	1 1/2"	1	2

- Brass
- Imported



**STRAIGHT  
STEAM RADIATOR  
GATE VALVES**

W-R#	Description	Min	Box
<b>0409002</b>	1"	1	4
<b>0409004</b>	1 1/4"	1	2

- Brass
- Imported



**THREE-LUG  
RADIATOR HANDLE**

W-R#	Description	Min	Box
<b>1705002</b>	3 Lug	1	12

- Furnished with three lugs to fit practically all size radiator valves.
- Individually bagged



**THREE-SCREW  
RADIATOR HANDLE**

W-R#	Description	Min	Box
<b>1705004</b>	3 Screw	1	12

- Three set screws hold spud securely to stem.
- Individually bagged



**4-IN-1  
RADIATOR HANDLE**

W-R#	Description	Min	Box
<b>1705006</b>	Fitall Plate	1	12

- One plate fits four sizes of stems.
- Individually bagged

**STEAM SPECIALTIES**



**AUTOMATIC  
HOT WATER - AIR VENT**

W-R#	Description	Min	Box
<b>1700200</b>	1/8"	1	12

- 30 psi  
- 225° Farenheit



**COMBINATION  
COIN / KEY AIR VALVE**

W-R#	Description	Min	Box
<b>1701202</b>	1/8"	25	25

• Nickel Plated



**STUBBY AIR VALVE**

W-R#	Description	Min	Box
<b>1701204</b>	1/8"	24	24

• Nickel Plated



**AIR VALVE KEYS**

W-R#	Description	Min	Box
<b>1701208</b>		25	25

• Nickel Plated



**CHROME-PLATED  
CROWN "QUICK-VENT"**

W-R#	Description	Fig#	Orifice	Box
<b>1700302</b>	1/8" Angle	4AV	1.50mm	12
<b>1700304</b>	1/8" Angle	5AV	2.45mm	12
<b>1700306</b>	1/8" Angle	6AV	3.15mm	12
<b>1700308</b>	1/8" Angle	CAV	3.66mm	12
<b>1700310</b>	1/8" Angle	DAV	5.35mm	12

Features:  
- Chrome-plated finish  
- Brass valve stem assembly  
- Imported



**CHROME-PLATED  
RADIATOR AIR VENTS**

W-R#	Description	Box
<b>1700102</b>	1/8" Angle	12
<b>1700108</b>	1/8" Angle- Adjustable	12
<b>1700104</b>	1/8" Straight	12
<b>1700106</b>	1/4" Straight	12
<b>1700110</b>	3/4" X 1/2" Straight	12

**STEAM SPECIALTIES**



**3 IN 1 RADIATOR REPAIR TOOL**

W-R#	Description	Min	Box
1822002		1	12

• Extracts broken air valves, retaps radiator, rethreads air valves.



**TAPPED CAPS**

W-R#	Description	Min	Box
1743002	1 1/4" x 1/8"	1	12



**W-R WATER GAUGE SET**

W-R#	Description	Min	Box
1723002	1/2"	1	12

- 125 psi  
- 5/8" x 12" standard gauge glass



**NUT FOR WATER GAUGE SET**

W-R#	Description	Min	Box
1723200		12	12

• Brass



**FRICTION RING FOR GAUGE GLASS**

W-R#	Description	Min	Box
2712006	13/16" x 11/16" x 3/8"	25	100

• Brass



**GAUGE GLASS WASHERS**

W-R#	Description	Min	Box
2715004	5/8" Standard	50	50
2715002	5/8" Redline	1	-

• EPDM gaskets



**GAUGE GLASS**

W-R#	Description	Min
1724002	5/8" x 8"	1 dz.
1724004	5/8" x 10"	1 dz.
1724006	5/8" x 12"	1 dz.
1724008	5/8" x 14"	1 dz.
1724012	5/8" x 18"	1 dz.
1724018	5/8" x 24"	1 dz.
1724022	5/8" x 36"	1 dz.



**"RED-LINE"  
HIGH PRESSURE  
GAUGE GLASS**

1724000	5/8" x 12" Redline	1pc.
1724001	5/8" x 24" Redline	1pc.

**STEAM SPECIALTIES**



**GAUGE GLASS CUTTERS**

W-R#	Description	Min	Box
1801000	Tong-Type	1	12

**GAUGE GLASS CUTTER WHEEL AND PIN**

1801004	Replacement - Wheel & Pin		6
---------	---------------------------	--	---



**QUARTER-TURN GAUGE GLASS CUTTERS**

W-R#	Description	Min	Box
1801006	Cutter	1	12

- Domestic



**CHAIN-TYPE GAUGE GLASS CUTTERS**

W-R#	Description	Min	Box
1801008	Cutter	1	12

- Domestic



**E-Z FIX BOILER PLUGS**



W-R#	Description	Min	Box
1709002	1 3/4" (12/card)	1 cd.	20 cds.
1709004	1 3/4" (Bulk)	12	144

- Toggle-style plug fits into hole in boiler jacket, then creates seal when tightened.



**CAST IRON BOILER TUBE REPAIR PLUGS**

W-R#	Description	Min	Box
1708002	1 1/2"	1	25
1708004	2"	1	25
1708006	2 1/2"	1	18
1708008	3"	1	18
1708010	3 1/2"	1	12



**DIRT POCKET CAPS FOR LOW-WATER CUTOFFS**

W-R#	Description	Min	Box
1751012	3/4" Cap	1	12

- Cast iron  
- With gasket & mounting bolts

1751011	Gasket Only		12
---------	-------------	--	----

**STEAM TRAPS & SPECIALTIES**



**MEPCO™ ANGLE STEAM TRAPS**

W-R#	Size	MEPCO#	Style
2750002	1/2"	1E-AP	Angle
2750004	3/4"	2E-AP	Angle



**MEPCO™ STRAIGHT STEAM TRAPS**

W-R#	Size	MEPCO#	Style
2755002	1/2"	1E-SW	Straight
2755004	3/4"	2E-SW	Straight



**MEPCO™ THERMOSTATIC DISCS**

W-R#	Size	MEPCO#	Style
2830102	1/2"	C5940	1E
2830104	3/4"	C5941	2E

- Low pressure radiator trap--good for 25" vacuum to 25 psi



**BARNES & JONES™ ANGLE STEAM TRAPS**

W-R#	Size	B/J#	Style
2751002	1/2"	122-A	Angle
2751004	3/4"	134-A	Angle



**BARNES & JONES™ STRAIGHT STEAM TRAPS**

W-R#	Size	B/J#	Style
2756002	1/2"	122-S	Straight
2756004	3/4"	134-S	Straight





**APOLLO®  
HEATING SPECIALTIES**



**15 PSI RELIEF VALVE  
FOR STEAM BOILERS  
-STANDARD-**

W-R#	Size	Conbraco#	PSI	LBS/HR
1727001	¾"	13-511-B15	15	407
1727000	¾"	13-211-B15	15	475
1727002	1"	13-202-B15	15	643
1727004	1¼"	13-213-B15	15	1200
1727006	1½"	13-214-B15	15	1900
1727008	2"	12-205-08	15	2500
1727010	2½"	12-206-08	15	3529
1727012	3"	12-208-08	15	4100

*"Apollo" valves*

**15 PSI RELIEF VALVE  
FOR STEAM BOILERS  
-HI-CAPACITY-**

W-R#	Size	Conbraco#	PSI	LBS/HR
1727606	2"	14-205-08	15	3150
1727608	2½"	14-206-08	15	4676
1727610	3"	14-207-08	15	6843



*"Apollo" valves*

**RELIEF VALVE FOR  
HOT WATER BOILERS**

W-R#	Size	Conbraco#	PSI
1725008	¾" F x F	10-408-05	30
1725006	¾" M x F	10-407-05	30
1725009	¾" M x F	10-407-09	45



*"Apollo" valves*

**RELIEF VALVE FOR  
WATER HEATERS**

W-R#	Size	Conbraco#	PSI
1725504	¾" M x F	18C-402-30	150

- 3" Element  
- 105,000 BTU



*"Apollo" valves*

**RELIEF VALVE FOR  
TANKLESS WATER  
HEATERS**

W-R#	Size	Conbraco#	PSI
1725602	¾" M x F	17-402-04	150

- Pressure only  
- 200,000 BTU

**APOLLO®  
HEATING SPECIALTIES**



**DOUBLE FEMALE  
AIRCOCK**

W-R#	Size	Conbraco#	Min	Box
1702002	1/8"	41-370-01	1	25
1702004	1/4"	41-380-01	1	25



**MALE PETCOCK**

W-R#	Size	Conbraco#	Min	Box
1703002	1/8"	41-060-01	1	25
1703004	1/4"	41-070-01	1	25



**MALE X FEMALE  
AIRCOCK**

W-R#	Size	Conbraco#	Min	Box
1704002	1/8"	41-400-01	1	25
1704004	1/4"	41-410-01	1	25
1704005	3/8"	41-420-01	1	25

*"Apollo" valves*



**STANDARD  
ROUGH BRONZE  
WATER GAUGE SETS**

W-R#	Size	Conbraco#
1723006	1/2"	20-104-00

- Service Rating: 125 psi @ 300°F, -300 psi @ 100°F
- Furnished with 5/8" x 10 standard glass
- Aluminum Wheel
- Features 1/4" Needle drain valve in lower arm.

*"Apollo" valves*



**COMPRESSION GAUGE  
COCK  
  
(TRICOCK)**

W-R#	Size	Conbraco#
1704204	1/2"	26-104-01

- 125 psi
- Aluminum Wheel

*"Apollo" valves*



**PRESSURE  
RELIEF VALVE**

W-R#	Size	Conbraco#	PSI
1725002	1/2" M x F	16-202-04	125

- Relieves excess pressure in water supply lines.

*"Apollo" valves*

**APOLLO®  
HEATING SPECIALTIES**



**ANTI-SIPHON  
VACUUM BREAKERS  
- LEAD FREE -**



W-R#	Size	Finish	Conbraco#
4413002	1/2"	RB	38-LF-203-01
4413004	3/4"	RB	38-LF-204-01
4413006	1"	RB	38-LF-105-01
4413001	3/8"	Satin CP	38-LF-102-03
4413003	1/2"	Satin CP	38-LF-203-03
4413005	3/4"	Satin CP	38-LF-204-03

*"Apollo" valves*



**MAIN BURNER  
CONTROL VALVES**

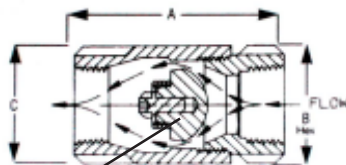
W-R#	Size	Conbraco#
0413500	1/2"	50-203-02
0413502	3/4"	50-303-02
0413504	1"	50-403-02
0413506	1 1/4"	50-503-02
0413508	1 1/2"	50-603-02
0413510	2"	50-703-02

*"Apollo" valves*

- Temperature range: 32°F-125°F
- Meets ANS Z 21.15 requirements of 1/2" psi
- Furnished with 1/8" pilot tapping



**BRONZE BALL-CONE  
CHECK VALVES**



W-R#	Size	Conbraco#
0412902	1/4"	61-101-01
0412904	3/8"	61-102-01
0412906	1/2"	61-103-01
0412908	3/4"	61-104-01
0412910	1"	61-105-01
0412912	1 1/4"	61-106-01
0412914	1 1/2"	61-107-01
0412916	2"	61-108-01

*"Apollo" valves*

Patented design offers exceptional resistance to chemicals & corrosion.

- **For Non-Potable use only**
- Open pressure: 1/2 psi
- 125 psig steam rating
- Not recommended for use on reciprocating pumps or other applications that induce repetitive vibrations.

**APOLLO®  
HEATING SPECIALTIES**

**“APOLLO” 70-SERIES  
BALL VALVES**



**“Apollo” valves**



Made in USA

W-R#	IPS Size	Conbraco#
<b>0412002</b>	1/2” IPS	70-103-01
<b>0412004</b>	3/4” IPS	70-104-01
<b>0412006</b>	1” IPS	70-105-01
<b>0412008</b>	1 1/4” IPS	70-106-01
<b>0412010</b>	1 1/2” IPS	70-107-01
<b>0412012</b>	2” IPS	70-108-01

W-R#	COPPER Size	Conbraco#
<b>0411500</b>	1/2” CTS	70-203-01
<b>0411503</b>	3/4” CTS	70-204-01
<b>0411504</b>	1” CTS	70-205-01

**“APOLLO” 70-SERIES  
BALL VALVES  
- LEAD FREE-**



**“Apollo” valves**



Made in USA

W-R#	IPS Size	Conbraco#
<b>4412002</b>	1/2” IPS	70-103-01
<b>4412004</b>	3/4” IPS	70-104-01
<b>4412006</b>	1” IPS	70-105-01
<b>4412008</b>	1 1/4” IPS	70-106-01
<b>4412010</b>	1 1/2” IPS	70-107-01
<b>4412012</b>	2” IPS	70-108-01

W-R#	COPPER Size	Conbraco#
<b>4411500</b>	1/2” CTS	70-203-01
<b>4411503</b>	3/4” CTS	70-204-01
<b>4411504</b>	1” CTS	70-205-01


**LEAD-FREE**

**HYDRONIC  
HEATING SPECIALTIES**



**CAST BRASS  
BASEBOARD TEE**

W-R#	Description
2103002	3/4" C x 3/4" C x 1/8" FIP



**CAST BRASS  
ADAPTER TEE**

W-R#	A	B	C
2103052	1/2" C	x 1/2" C	x 1/2" FIP
2103050	3/4" C	x 3/4" C	x 1/2" FIP
2103054	3/4" C	x 3/4" C	x 3/4" FIP



**LEAD FREE**

4103052	1/2" C x 1/2" C x 1/2" FIP *LF*
4103050	3/4" C x 3/4" C x 1/2" FIP *LF*
4103054	3/4" C x 3/4" C x 3/4" FIP *LF*



**CAST BRASS  
ADAPTER ELBOW  
FEMALE**

W-R#	Description
2106002	1/2" C x 1/2" FIP Elbow
2106004	3/4" C x 3/4" FIP Elbow



**LEAD FREE**

4106002	1/2" C x 1/2" FIP Elbow *LF*
4106004	3/4" C x 3/4" FIP Elbow *LF*



**CAST BRASS  
ADAPTER ELBOW  
MALE**

W-R#	Description	Min	Bag
2106022	1/2" C x 1/2" MIP Elbow		



**LEAD FREE**

4106022	1/2" C x 1/2" MIP Elbow *LF*
---------	------------------------------



**CAST BRASS  
DROP-EAR ELBOW**

W-R#	Description	Min	Bag
0623002	1/2" C x 1/2" FIP Elbow		



**LEAD FREE**

4623002	1/2" C x 1/2" FIP Elbow *LF*
---------	------------------------------

**BOILER & OIL BURNER SPECIALTIES**



**HONEYWELL® PILOT BURNER ASSEMBLY**

W-R#	Honeywell#	Type	Min
<b>1739002</b>	Q314A-4586	- Front	<b>1</b>
<b>1739004</b>	Q314A-6094	- Left	<b>1</b>
<b>1739006</b>	Q314A-6102	- Right	<b>1</b>

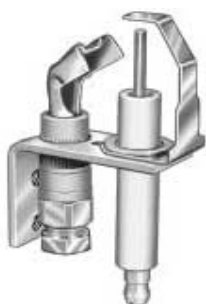
- for Natural Gas & LP (orifice included)



**HONEYWELL® PILOT BURNER ASSEMBLY**

W-R#	Honeywell#	Type	Min
<b>1739010</b>	Q327A-1626	- Batwing	<b>1</b>

- for Natural Gas & LP (orifice included)



**HONEYWELL® IGNITER-BURNER**

W-R#	Honeywell#	Type	Min
<b>1739202</b>	Q345A-1305	- FRONT	<b>1</b>
<b>1739204</b>	Q345A-1313	- LEFT	<b>1</b>
<b>1739206</b>	Q345A-1321	- RIGHT	<b>1</b>

- for Natural Gas



**HONEYWELL® THERMOPILE GENERATORS**

W-R#	Honeywell#	Type	Min
<b>1739302</b>	Q313A-1139	750 mV	<b>1</b>

- for Natural Gas



**ALUMINUM TUBING**

W-R#	Description	Min	Box
<b>0817002</b>	1/8" X 50'1	<b>1</b>	
<b>0817004</b>	1/4" X 50'1	<b>1</b>	

-Soft aluminum tubing for pilot lines, etc.  
- 50 foot coil

**BOILER & OIL BURNER SPECIALTIES**



**PILOT TUBING KITS**

W-R#	Description	Min	Box
<b>0817502</b>	1/8" x 36"	1	12
<b>0817506</b>	1/4" x 36"	1	12
<b>0817508</b>	1/8 x 1/4" x 36"	1	12
<b>0817504</b>	1/4" x 60"	1	12

- Includes tubing & 2 brass pilot fittings



**BRASS PILOT NUTS**

W-R#	Description	Min	Box
<b>2130002</b>	1/8"	12	12
<b>2130004</b>	1/4"	12	12
<b>2130006</b>	1/4" X 1/8"	12	12



**COPPER THERMOCOUPERS**

W-R#	Description	Min	Box
<b>1743200</b>	18"	1	10
<b>1743202</b>	24"	1	10
<b>1743204</b>	30"	1	10
<b>1743206</b>	36"	1	10
<b>1743208</b>	48"	1	10



**CSA GAS BALL VALVES**

W-R#	Description	Min	Box
<b>0400120</b>	1/2"	12	12
<b>0400122</b>	3/4"	12	12



**TERMINATION VENT WITH 304SS SCREEN**

W-R#	Description	Min	Box
<b>2202050</b>	2"	1	10
<b>2202052</b>	3"	1	10
<b>2202054</b>	4"	1	10
<b>2202056</b>	6"	1	10



Patent# D715,409

- Prevent pests, debris, & leaves from entering vent piping
- Push into hub for easy flush installation.
- Patented condensate channel prevents buildup & freezing

**OIL TANK SPECIALTIES**



**OIL FILTERS**



W-R#	Description	Min	Box
1751014	Filter to Fit IA-25A		6

- UL rated: 15 GPH at 50 psi
- Aluminum alloy top with 3/8" connections
- Contains element



**OIL FILTER ELEMENTS**



W-R#	Description	Fits Models	Box
1751016	Felt	IA-25A	12
1751022	Micro-Flo	IA-25A	12
1751018	Felt	2A-700A	12

- Includes Gaskets & Washers
- 12 per bag



**FUEL PUMP STRAINERS**

W-R#	Description	Min	Box
1751050	"A" Strainer	1	12
1751052	"J/H" Strainer	1	12



**DUPLEX TANK BUSHING WITH FITTINGS**

SOLID PATTERN

W-R#	Description	Box
1744002	2" x 3/8" with fittings	12
1744004	2" x 1/2" with fittings	12

- 2" extra heavy cast iron hexagon bushing with brass connectors. For slipping tubing through into oil tank. Furnished with 3/8" or 1/2" compression fittings.

**DUPLEX TANK BUSHING BODY ONLY**

SOLID PATTERN

1744006	2" x 3/8" Body only	12
1744008	2" x 1/2" Body only	12



**TANK FITTINGS**

2019502	3/8" x 3/8" fitting only	12
2019504	1/2" x 1/2" fitting only	12



**MALLEABLE IRON RAILING FLANGES**

BLACK	GALVANIZED	SIZE	Box
2511008	2523006	1/2"	25
2511010	2523008	3/4"	25
2511012	2523010	1"	25
2511014	2523012	1 1/4"	12
2511016	2523014	1 1/2"	12
2511018	2523016	2"	12



**OIL TANK SPECIALTIES**



**GALVANIZED STAMPED  
STEEL SLIP-ON VENT  
CAPS**

W-R#	Description	Min	Box
<b>1741010</b>	1 1/4"	1	12
<b>1741012</b>	2"	1	12

- Furnished with screw & screen



**GALVANIZED  
MALLEABLE IRON  
VENT CAPS**

W-R#	Description	Min	Box
<b>1741002</b>	1 1/4" I.P.S.	1	12
<b>1741004</b>	2" I.P.S.	1	12

- Furnished with screen

**A000081** 1 1/4" Screen Only  
**A000362** 2" Screen Only



**HEAVY PATTERN  
OIL FILL BOX**

W-R#	Description	Min	Box
<b>1742002</b>	2" I.P.S.	1	12
<b>1742004</b>	3" I.P.S.	1	12

- Galvanized Iron with Brass Plug

**1742003** 2" Brass plug only  
**1742005** 3" Brass plug only

**CIRCULATOR PUMP SPECIALTIES**



**CIRCULATOR FLANGE GASKETS**



W-R#	Description	Min	Box
<b>1751002</b>	Pair/bag	1 pr.	50 pr.
<b>A000337</b>	Bulk	100	100

- 1 1/2" ID center, 1/2" ID screw holes
- 1/8" Red SBR rubber
- Fits B&G, Taco, and most other circulators



**CIRCULATOR FLANGE REPAIR KIT**



W-R#	Description	Box
<b>1751004</b>	Gasket/Nuts/Bolt Kit	6

- Package contains:
  - (4) 7/16" 14T bolts
  - (4) 7/16" hex nuts
  - (2) A000337 gaskets
- Fits B&G, Taco, and most popular circulators.
- Bagged



**CIRCULATOR FLANGE NUTS AND BOLTS**



W-R#	Description	Box
<b>1751006</b>	Nut/Bolt Kit	6

- Package contains:
  - (4) 7/16" 14T bolts
  - (4) 7/16" hex nuts
  - (2) A000337 gaskets



**MALLEABLE IRON CIRCULATOR FLANGE KITS**

W-R#	Description	Min	Box
<b>1752002</b>	3/4"	1 pr.	12
<b>1752004</b>	1"	1 pr.	12
<b>1752006</b>	1 1/4"	1 pr.	12

- Kit includes 2 flanges, 4 bolts and nuts
- Green color to match Taco



**CIRCULATOR COUPLING FOR B&G**

W-R#	Description	Ref#	Box
<b>1751010</b>	Coupling (118705)		12

- Cast Iron
- Shaft Diameters 1/2" x 1/2"



**BRASS SPRING COUPLER FOR B & G**

W-R#	Description	Min	Box
<b>1751030</b>	Fits B&G 100 booster pumps	1	12

- Shaft Diameters 1/2" x 1/2"

**WATER HEATER ELEMENTS  
& THERMOSTATS**



**SCREW-IN  
WATER HEATER  
ELEMENTS**



W-R#	Length	Volts	Watts
1940002	7"	120V	1500W
1940004	7 1/4"	240V	2000W
1940006	10 1/8"	240V	3000W
1940007	12"	240V	3500W
1940005	12"	240V	3800W
1940008	12 7/8"	240V	4500W
1940010	12 7/8"	240V	5500W



**THERMOSTAT  
CONTROLS FOR  
WATER HEATER  
ELEMENTS**



W-R#	Description	Min	Box
<b>A. 1950002</b>	<b>Lower Control</b>	1	12
	Capacity: 30A 120-250 VAC		
	25A 120-277 VAC		
	12.5A 120-480 VAC		
<b>B. 1950006</b>	<b>Upper Control with HLC</b>	1	12
	Capacity: 40A 120-277 VAC		
	25A 120-480 VAC		



**UNIVERSAL ADAPTER  
KITS WATER HEATER  
ELEMENTS**

W-R#	Description	Min	Box
1951002		1	12

- Contains thermostat bracket, 4-bolt gasket, round gasket, and threaded Universal adapter.



**WATER HEATER  
DRAIN VALVES**

W-R#	Description	Min
1945004	2" Brass	1
1946004	2" Plastic	1



**HEAT TRAP NIPPLES**

W-R#	Description	Min	Box
0226020	Per Pair	1	12



**FLARED PEX DIP TUBE**

W-R#	Description	Min	Box
1963002		12	12

**WATER HEATER & ELECTRICAL ACCESSORIES**

**CORRUGATED STAINLESS STEEL WATER CONNECTORS**



W-R#	Description	Length
1960002	3/4" FIP x 3/4" FIP	12"
1960006	3/4" FIP x 3/4" FIP	18"
1960008	3/4" FIP x 3/4" FIP	24"

- For Residential Water Heaters, Tankless Heaters, Boilers, & Softeners

Specifications

- T-304 Stainless Steel
- CP Brass Nuts
- EPDM Gaskets
- Temperature Range: 40 - 240° F
- Working Pressure: 300 psi
- Burst Pressure: 1850 psi



**GROUNDING CLAMPS FOR WATER PIPE**

W-R#	Description	Min	Box
2201002	1/2"-1" Clamp	1	12

- Bronze alloy



**GROUNDING KIT FOR WATER HEATERS**

W-R#	Description
2201050	Kit w/ 12" 6g wire
2201052	Kit w/ 24" 6g wire



1876080      1876082



1876070      1876072

**TOGGLE PLATES FOR OIL AND GAS**

W-R#	Description	Min	Box
1876080	1 7/8" For Gas	1	12
1876082	1 7/8" For Oil	1	12
1876070	4" For Gas	1	12
1876072	4" For Oil	1	12



1876004      1876022

**ELECTRICAL BOXES**

W-R#	Description	Min	Box
1876022	1 7/8"	1	12
1876004	4"	1	12

**ELECTRICAL ACCESSORIES**



**WIRE NUTS**



W-R#	Description	Min	Box
2401202	Orange	100	100
2401204	Yellow	100	100



**NYLON CABLE TIES**



- Natural color  
 - Tensile Strength: Standard: 50 psi  
 Heavy Duty: 175 psi

W-R#	Description	Min
1847004	4" Standard	100
1847007	7" Standard	100
1847011	11" Standard	100
1847017	17" Heavy Duty	100
1847024	24" Heavy Duty	100
1847036	36" Heavy Duty	100



**THERMOSTAT WIRE**

W-R#	Feet	Ends	Gauge
1842002	500'	2	18
1842003	500'	3	18
1842004	250'	4	18



**PLASTIC THERMOSTAT GUARDS**

W-R#	Description	H	W	D
1864001	Small	3 7/8"	3 1/2"	2 1/2"
1864002	Medium	5 1/4"	4 3/8"	3"
1864004	Large	8 1/4"	5 3/8"	3 1/2"

- Medium & Large plastic guards are furnished with Ring base & Solid base.



**FIRE SPRINKLER SPECIALTIES**

Globe Fire Sprinkler Heads are made in the USA and are listed by Underwriters Laboratories for wet sprinkler systems conforming to NFPA 13, 13D, & 13R



1/2"



**GLOBE® PENDANT HEADS - 155°**

W-R#	Finish	Bulb	Globe#
2870002	CP	5 mm	GL5651
2870004	RB	5 mm	GL5651



1/2"



**GLOBE® UPRIGHT HEADS - 155°**

W-R#	Finish	Bulb	Globe#
2870006	CP	5 mm	GL5661
2870008	RB	5 mm	GL5661



1/2"



Quick Response

**GLOBE® CONCEALED HEADS - 155°**

W-R#	Finish	Bulb	Globe#
2870012	White	2.5 mm	GL4906



**GLOBE® SIDEWALL HEADS - 155°**

W-R#	Finish	Bulb	Globe#
2870010	Chrome	5 mm	GL5670



2871002



2871004

**GLOBE® FIRE SPRINKLER WRENCHES**

W-R#	Description	Globe#
2871002	Standard	325390
2871004	Concealed	332765

**FIRE SPRINKLER SPECIALTIES**



**2-PART  
ESCUTCHEONS**

W-R#	Finish	Min	Box
<b>2872002</b>	1/2" Chrome	1	12
<b>2872004</b>	1/2" White	1	12



**C.P. SHALLOW  
ESCUTCHEONS**

W-R#	Size	Min	Box
<b>1610000</b>	1/2"	25	25



**C.P. PENDANT  
ESCUTCHEONS**

W-R#	Finish	Min	Box
<b>2872502</b>	1/2" Chrome	1	12



- 1/2" X 3 1/2"
- Adjustable 2" to 3"
- CP Steel



**FIRE SPRINKLER  
HEADGUARDS**

W-R#	Finish	Min	Box
<b>2872602</b>	1/2" Red	1	12
<b>2872604</b>	1/2" Chrome	1	12



- One-piece, double hook construction



**RECESSED  
FIRE SPRINKLER  
HEADGUARDS**

W-R#	Finish	Min	Box
<b>2872606</b>	1/2" Chrome	1	12



- 3 1/2" Tall x 3" Wide



**FIRE SPRINKLER  
HEADGUARDS  
WITH BAFFLE PLATE**

W-R#	Finish	Min	Box
<b>2872608</b>	1/2" Red	1	12



- One-piece, double hook construction

**MALLEABLE PIPE HANGERS**



**JR. TOP BEAM CLAMPS**

W-R#	Size	Finish	Min.	Box
2410000	3/8"	Black	1	100
2410002	1/2"	Black	1	50
2410006	3/8"	Galv.	1	100

**"WIDE-JAW" TOP BEAM CLAMPS**

W-R#	Size	Finish	Min.	Box
2410010	3/8"	Black	1	100
2410014	3/8"	Galv.	1	100



**SIDE BEAM CONNECTORS**

W-R#	Size	Finish	Min.	Box
2410502	3/8"	Black	1	100
2410506	3/8"	Galv.	1	100



**THREE-HOLE CEILING PLATES**

W-R#	Size	Finish	Min.	Box
2412002	3/8"	Black	1	100
2412004	1/2"	Black	1	50
2412008	3/8"	Galv.	1	100
2412010	1/2"	Galv.	1	50
2412012	3/8"	Copper	1	100



**KNEE BRACKETS**



W-R#	Size	Finish	Min.	Box
2430500	3/8"	Black	1	25



**"C" CLAMP**

W-R#	Size	Finish	Min.	Box
2432002	3/8"	Black	1	25



**MALLEABLE PIPE HANGERS**



**SPLIT-RING HANGER (SCREW TYPE)**

W-R#	Size	Finish	Min.	Box
2413004	1/2"	Black	1	100
2413006	3/4"	Black	1	100
2413008	1"	Black	1	50
2413010	1 1/4"	Black	1	50
2413012	1 1/2"	Black	1	50
2413014	2"	Black	1	50

W-R#	Size	Finish	Min.	Box
2414004	1/2"	Galv	1	100
2414006	3/4"	Galv	1	100
2414008	1"	Galv	1	50
2414010	1 1/4"	Galv	1	50
2414012	1 1/2"	Galv	1	50
2414014	2"	Galv	1	50

W-R#	Size	Finish	Min.	Box
2415004	1/2"	Copper	1	100
2415006	3/4"	Copper	1	100
2415008	1"	Copper	1	50
2415010	1 1/4"	Copper	1	50
2415012	1 1/2"	Copper	1	50
2415014	2"	Copper	1	50



**SPLIT-RING HANGER (HINGE-TYPE)**

Hinge design makes installation easier and saves time

W-R#	Size	Finish	Min.	Box
2413022	1/2"	Black	1	100
2413024	3/4"	Black	1	100
2413026	1"	Black	1	50
2413028	1 1/4"	Black	1	50
2413030	1 1/2"	Black	1	50
2413032	2"	Black	1	50

W-R#	Size	Finish	Min.	Box
2414022	1/2"	Galv	1	100
2414024	3/4"	Galv	1	100
2414026	1"	Galv	1	50
2414028	1 1/4"	Galv	1	50
2414030	1 1/2"	Galv	1	50
2414032	2"	Galv	1	50

W-R#	Size	Finish	Min.	Box
2415022	1/2"	Copper	1	100
2415024	3/4"	Copper	1	100
2415026	1"	Copper	1	50
2415028	1 1/4"	Copper	1	50
2415030	1 1/2"	Copper	1	50
2415032	2"	Copper	1	50

**PIPE HANGERS**



**LIGHT DUTY  
STEEL  
CLEVIS HANGERS**



W-R#	Size	Min.	Box
2431002	1/2"	1	25
2431004	3/4"	1	25
2431006	1"	1	25
2431008	1 1/4"	1	25
2431010	1 1/2"	1	25
2431012	2"	1	25
2431014	2 1/2"	1	25
2431016	3"	1	25
2431018	4"	1	25

**HEAVY DUTY**    2431020    6"    1    10



**LIGHT DUTY  
-COPPERIZED-  
CLEVIS HANGERS**



W-R#	Size	Min.	Box
2431500	1/2"	1	25
2431502	3/4"	1	25
2431504	1"	1	25
2431506	1 1/4"	1	25
2431508	1 1/2"	1	25
2431510	2"	1	25
2431512	2 1/2"	1	25
2431514	3"	1	25
2431516	4"	1	25



3/8"

**ADJUSTABLE  
GALVANIZED  
SWIVEL HANGERS**



W-R#	Size	Min.	Box
2439002	1/2"	1	25
2439004	3/4"	1	25
2439006	1"	1	25
2439008	1 1/4"	1	25
2439010	1 1/2"	1	25
2439012	2"	1	25
2439014	2 1/2"	1	25
2439016	3"	1	25
2439018	4"	1	25



**BLACK STEEL RISER  
CLAMPS**



W-R#	Size	Min.	Box
2434012	2"	1	25
2434014	3"	1	25
2434016	4"	1	25
2434018	6"	1	10

**PIPE HANGERS**



**PVC-COATED  
DWV HANGERS**

W-R#	Size	Min.	Box
2392002	1 1/2"	1	100
2392004	2"	1	50
2392006	3"	1	25
2392008	4"	1	25
2392010	6"	1	25



**COPPERIZED  
BELL HANGERS**

W-R#	Size	Min.	Box
2419002	1/2"	25	25
2419004	3/4"	25	25
2419006	1"	25	25



**COPPERIZED  
MILFORD HANGERS**

W-R#	Size	Length	Min.	Box
2419502	1/2"	6"	25	25
2419504	3/4"	6"	25	25
2419506	1"	6"	25	25
2419602	1/2"	12"	25	25
2419604	3/4"	12"	25	25
2419606	1"	12"	25	25



**GALVANIZED  
TWO-HOLE  
PIPE STRAPS**



W-R#	Size	Min.	Box
2405004	1/2"	100	100
2405006	3/4"	100	100
2405008	1"	50	50
2405010	1 1/4"	50	50
2405012	1 1/2"	50	50
2405014	2"	25	25
2405016	2 1/2"	25	25
2405018	3"	25	25
2405020	4"	25	25

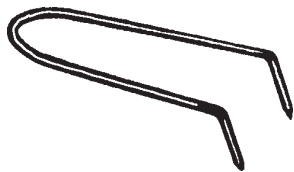


**COPPER-CLAD  
TWO-HOLE  
PIPE STRAPS**



W-R#	Size	Min.	Box
2422002	3/8"	100	100
2422004	1/2"	100	100
2422005	3/4"	100	100
2422006	1"	50	50
2422008	1 1/4"	50	50
2422010	1 1/2"	25	25
2422012	2"	25	25

**PIPE HANGERS**



**COPPER CLAD  
PIPE HOOKS**

W-R#	Size	Length	Min.	Box
<b>2416004</b>	1/2"	6"	50	50
<b>2417004</b>	3/4"	6"	50	50
<b>2418004</b>	1"	6"	50	50



**WHITE ABS J-HOOKS**

W-R#	Size	Length	Min.	Box
<b>2390002</b>	1 1/2"	8"	10	10
<b>2390004</b>	2"	8"	10	10
<b>2390006</b>	3"	8"	10	10
<b>2390008</b>	4"	8"	10	10

- Furnished with nail



**PVC TUBE NAILER**

W-R#	Size	Min.	Box
<b>2330002</b>	1/2"	50	50
<b>2330004</b>	3/4"	50	50

- Plastic half clamp preloaded with nail. For copper, PEX, CPVC and polybutylene tubing.



**PVC "ALL-AROUND"  
NAILER**

W-R#	Size	Min.	Box
<b>2340002</b>	1/2"	50	50
<b>2340004</b>	3/4"	50	50

- Plastic half clamp preloaded with nail. For copper, PEX, and polybutylene tubing.



**PVC SUSPENSION  
CLAMP**

W-R#	Size	Min.	Box
<b>2350002</b>	1/2"	50	50
<b>2350004</b>	3/4"	50	50
<b>2350006</b>	1"	50	50

- For copper, PEX, and polybutylene tubing.



**PVC TWO-HOLE PIPE  
STRAPS**

W-R#	Size	Min.	Box
<b>2360002</b>	1/2"	50	50
<b>2360004</b>	3/4"	50	50
<b>2360006</b>	1"	50	50

- For copper, PEX, and polybutylene tubing

**PIPE HANGERS**



**PVC PIPE INSULATORS**



W-R#	Size	Min.	Box
<b>2380002</b>	1/2"	50	50
<b>2380004</b>	3/4"	50	50
<b>2380006</b>	1"	25	25

- For copper, PEX, and polybutylene tubing



**PVC METAL STUD INSULATORS**



W-R#	Size	Min.	Box
<b>2391002</b>	1/2" - 3/4"	50	50
<b>2391004</b>	1"	50	50

- For copper, PEX, and polybutylene tubing



**PERFORATED GALVANIZED DUCT HANGING IRON**



W-R#	Gauge	Pattern	Min.	Box
<b>2406000</b>	24g	Standard	1	50
<b>2406001</b>	28g	Light	1	50

- 3/4" x 10 foot  
- With alternating nail/screw holes (1/4" and 9/64")

**PERFORATED STANDARD HANGING IRON**



W-R#	Gauge	Pattern	Min.	Box
<b>2407002</b>	18g	Heavy	1	50
<b>2406002</b>	24g	Standard	1	50

- 3/4" x 10 foot  
- With nail holes (1/4")

**PERFORATED COPPERIZED HANGING IRON**

W-R#	Gauge	Pattern	Min.	Box
<b>2408002</b>	24g	Standard	1	50

- 3/4" x 10 foot  
- With nail holes (1/4")



**PERFORATED PVC HANGING TAPE**

W-R#	Width	Length	Min.	Box
<b>2409002</b>	3/4"	100'	1	12

- Gray plastic .05 thick



**1/2" COPPER PIPE SUPPORT BRACKET**

W-R#	Length	Gauge	Min.	Box
<b>2436002</b>	20"	16	1	50

- Copper-plated

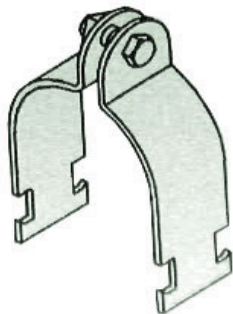


**1/2"-3/4"-1" SUPPORT BRACKET**

W-R#	Length	Gauge	Min.	Box
<b>2436004</b>	20"	16	1	50

- Copper-plated

**PIPE HANGERS & FASTENERS**



**STRUT CLAMPS - I.P.S.**

W-R#	Size	Min.	Box
2393002	1/2" IPS	1	50
2393004	3/4" IPS	1	50
2393006	1" IPS	1	50
2393008	1 1/4" IPS	1	25
2393010	1 1/2" IPS	1	25
2393012	2" IPS	1	25
2393014	2 1/2" IPS	1	25
2393016	3" IPS	1	25
2393018	3 1/2" IPS	1	25
2393020	2" IPS	1	25

**STRUT CLAMPS - C.T.S.**

W-R#	Size	Min.	Box
2394002	1/2" CTS	1	50
2394004	3/4" CTS	1	50
2394006	1" CTS	1	50
2394008	1 1/4" CTS	1	25
2394010	1 1/2" CTS	1	25
2394012	2" CTS	1	25



**GENERAL PURPOSE TIE WIRE**

W-R#	Length	Gauge	Min.	Box
2427002	65'	18g	1	24



**DOUBLE EXPANSION SHIELDS**

W-R#	Size	Min.	Box
2402102	3/8"	25	25
2402104	1/2"	25	25



**DROP-IN ANCHORS**

W-R#	Size	Min.	Box
2402202	3/8"	25	25
2402204	1/2"	25	25



**DROP-IN ANCHOR SETTING TOOL**

W-R#	Min.	Box
1808302	3/8" Tool	1 6

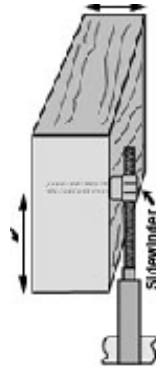


Genuine **Sammy®** products have been the professional's choice for over 15 years. **Sammy®** screws save the contractor time and materials costs in pipe-hanging applications.

**FOR WOOD**

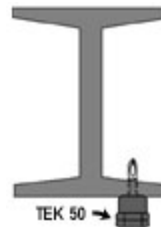


**Straight Screws**  
For 3/8" All-thrd rod  
Min. 1/4" Steel  
Min 1-1/2" Wood



**Sidewinders Screws**  
For 3/8" All-thrd rod  
Designated by "SW"

**FOR STEEL**



TEK 50 Self-drills & Self-taps into steel up to 1/2" thick. SWDR & DST self-drills & self-taps through 3/16" steel and accepts retainer nut.

**FOR CONCRETE**



Use 20 ft/lbs torque on nut. For CST use 1/4" bit & drill 2" deep in concrete.



**"SAMMY" SCREWS® FOR WOOD**

Fits 3/8" threaded rod

W-R#	Pattern	Length	Sammy#	Box
2440001	Straight	1"	GST-10	25
2440002	Straight	2"	GST-20	25
2440015	Straight	3"	GST-30	25
2440003	Sidewinder	1"	SWG-10	25
2440004	Sidewinder	2 1/2"	SWG-25-380	25
2440016	Sidewinder	3"	SWG-30	25



**"SAMMY" SCREWS® FOR STEEL**

Fits 3/8" threaded rod

"\*" items are furnished with retaining nut

W-R#	Pattern	Length	Sammy#	Box
2440006	Straight	1"	DST-10	25
* 2440020	Straight	1"	DSTR-1	25
* 2440022	Straight	1 1/4"	DSTR516	25
2440010	Straight	1 1/2"	TEK-50	25
2440018	Straight	2"	DST-20	25
* 2440008	Sidewinder	1 1/4"	SWDR516	25



**"SAMMY" SCREWS® FOR CONCRETE**

Fits 3/8" threaded rod

W-R#	Pattern	Length	Sammy#	Box
2440012	Straight	1 1/2"	CST-20	25
2440014	Sidewinder	1 1/2"	SWC-20	25



Genuine **Sammy®** products have been the professional's choice for over 15 years. **Sammy®** screws save the contractor time and materials costs in pipe-hanging applications.



**“SAMMY X-PRESS®”  
SCREWS FOR STEEL  
DECK**



Sammy XPress #2440030

W-R#	Sammy#
2440030	Sammy XPress XP-20

- Sammy XPress® is a patented, unique solution for hanging rod where access to the back of the fastener is restricted (Metal Roof Deck, Tubular Steel, Etc.)
- No retaining nut required
- Must be used with installation tool #2440110.



**“SAMMY” SCREWS®  
TOGGLE BOLT**

W-R#	Pattern	Length	Sammy#	Box
2440050	Straight	3"	SST-30	25

- Can be used in lath & plaster, and double 5/8" wallboard.



**“SAMMY” SCREWS®  
- SETTING TOOL -**

W-R#	Sammy#
2440102	Sammy Driver 8113910
2440104	Sidewinder Driver 8114910
2440110	Sammy Xpress Tool 8194910

ALL “SAMMY” SCREWS ARE FOR 3/8" THREADED ROD



HiLo® Thread pattern

**TAPCON®  
CONCRETE  
ANCHORS**



W-R#	Size	Box
1333002	1/4" x 1 1/4"	100
1333004	1/4" x 1 3/4"	100
1333006	1/4" x 2 3/4"	100

- Phillips head drive
- Blue Climaseal® coating
- Original HiLo® threading




**PIPE HANGERS & FASTENERS**



**HANGER SCREWS**

W-R#	Dia.	Length	Min.	Box
2432500	3/8"	3 1/2"	1	25
2432502	3/8"	6"	1	25



**THREADED STEEL RODS - GALVANIZED**

W-R#	Dia.	Length	TPI	Min.	Box
2409006	3/8"	6'	16	35	35
2409008	1/2"	6'	13	20	20



**STEEL THREADED ROD COUPLING**

W-R#	Dia.	TPI	Min.	Box
2402006	3/8"	16	25	25
2402008	1/2"	13	25	25



**STEEL HEX NUT FOR THREADED ROD**

W-R#	Dia.	TPI	Min.	Box
2403002	1/4"	20	100	100
2403006	3/8"	16	100	100
2403008	1/2"	13	100	100



**STEEL WASHER FOR THREADED ROD**

W-R#	Dia.	OD	Min.	Box
2404002	1/4"	3/4"	100	100
2404006	3/8"	1"	100	100
2404102	3/8"	1 1/2"	100	50
2404008	1/2"	1 3/8"	100	100



**STOVE BOLTS**

W-R#	Dia.	Length	TPI	Min.	Box
2401002	1/4"	1"	20	100	100

- Round Head
- Slotted
- Zinc-plated

**FASTENERS**



**SELF-PIERCING SHEET METAL "ZIP" SCREWS**

W-R#	Dia.	Length	Box
1334010	#8	1/2"	100
1334050	#8	1/2"	1000
1334012	#8	3/4"	100
1334014	#8	1"	100

- Hard zinc plated
- Slotted hex head



**SELF-DRILLING "TEK" SCREWS**

W-R#	Dia.	Length	Box
1334004	#8	1/2"	100
1334006	#8	3/4"	100
1334008	#8	1"	100

- Hard zinc plated
- Slotted hex head



**TOGGLE BOLTS**

W-R#	Dia.	Length	Box
2402302	1/4"	4"	25

- Zinc Plated
- Furnished with wing



**MAGNETIC NUT SETTERS**

W-R#	Hex Size	Length	Box
1808320	1/4"	1 3/4"	12
1808322	5/16"	1 3/4"	12



**W-R SCREW & ANCHOR KITS**

W-R#	Dia.	Length	Box
2401500	3/16" (#8)	1"	25
2401502	1/4" (#10)	1"	25
2401506	5/16" (#12)	1 1/2"	25

- Each kit contains:
  - 100 hex head--phillips screws
  - 100 plastic anchors
  - 1 carbide masonry drill bit



**MASONRY DRILL BIT**

W-R#	Dia.	Length	Box
1812600	3/16"	4"	6
1812602	1/4"	4"	6
1812604	5/16"	4"	6
1812606	3/8"	4"	6
1812608	1/2"	4"	6

**FASTENERS  
& TOOLS**



**6-1 SCREW DRIVER**

W-R#	Description	Min	Box
1808403	6-1 Screwdriver	1	12

- Rubberized grip
- Individually display carded



**NUT DRIVERS**

W-R#	Description	Min	Box
1808452	5/16"	1	12



**NO-HUB TORQUE WRENCH**

W-R#	Description	Min	Box
1818500	No-Hub Wrench	1	6

- 5/16" socket



**CROWN DELUXE  
NO-HUB TORQUE  
WRENCH**

W-R#	Description	Min	Box
1818560	60 psi Wrench	1	1

- 5/16" socket



**FOLDING HEX KEY SET**

W-R#	Description	Min	Box
1818135		1	6



**T-HANDLE HEX KEY SET**

W-R#	Size	Min	Box
1818137	9"	1	6


- 8 piece set
- 3/32", 7/64", 1/8", 9/64", 5/32", 3/16", 7/32", 1/4"



**8 PIECE ALLEN  
WRENCH SET ON RING**

W-R#	Description	Min	Box
1818140	1/16" to 1/4"	1	6

**STUD GUARDS,  
PLATES & FLASHINGS**



**16 GAUGE  
-TRI-POINT-  
STUD GUARDS**

W-R#	Length	Width	Min	Box
2432610	3"	1 1/2"	250	250
2432612	6"	1 1/2"	100	100



**19 GAUGE  
'TWIST-POINT'  
STUD GUARDS**


W-R#	Length	Width	Min	Box
2432602	3"	1 1/2"	250	250
2432600	6"	1 1/2"	100	100



**16 GAUGE  
FHA STRAPS**



W-R#	Length	Width	#Holes	Box
2432710	12"	1 1/2"	8	50
2432760	18"	5"	16	50



**16 GAUGE  
5" X 8"  
BOCA PLATES**

W-R#	Description	Min	Box
2432802	6-hole regular	50	50
2432806	Self-Nailing	50	50



**GALVANIZED  
ROOF FLASHINGS**

W-R#	Description	Min	Box
2534002	1 1/2"	12	12
2534004	2"	12	12
2534006	3"	12	12
2534008	4"	12	12



**ALUMINUM  
ROOF FLASHINGS**

W-R#	Description	Min	Box
2534202	1 1/2"	12	12
2534204	2"	12	12
2534206	3"	12	12
2534208	4"	12	12

**BRASS COMPRESSION & FLARE FITTINGS**

**# 60 COMPRESSION FERRULES**



W-R#	Description	Min.	Box
2014004	1/4"	-	100
2014008	3/8"	-	100
2014010	1/2"	-	100
2014012	5/8"	-	100

**POLY COMPRESSION FERRULES**



W-R#	Description	Min.	Box
2013600	3/8"	-	100
A000120	1/4"	-	100

**# 61 COMPRESSION NUTS**



W-R#	Description	Min.	Box
2015004	1/4" RB	-	25
2015006	3/8" RB	-	25
0224002	3/8" Chrome	-	25
2015008	1/2" RB	-	25
2015010	5/8" RB	-	25

**# 61S-LF COMPRESSION CAPS**



**LEAD-FREE**

W-R#	Description	Min.	Box
4022000	3/8"	-	25
4021990	1/4"	-	25

**# 62-LF COMPRESSION UNIONS**



**LEAD-FREE**

W-R#	Description	Min.	Box
4021004	1/4"	-	12
4021008	3/8"	-	12
4021010	1/2"	-	12
4021012	5/8"	-	12
4021014	7/8"	-	12
4021016	3/8" x 1/4"	-	12
4021018	1/2" x 3/8"	-	12
4021020	5/8" x 3/8"	-	12

**# 64-LF COMPRESSION TEES**



**LEAD-FREE**

W-R#	Description	Min.	Box
4016002	1/4"	-	12
4016004	3/8"	-	12
4016006	1/2"	-	12
4016008	5/8"	-	12
4016014	3/8" x 1/4"	-	12

**BRASS COMPRESSION & FLARE FITTINGS**

**# 65-LF COMPRESSION ELBOW**



**LEAD-FREE**

W-R#	Description	Min.	Box
4017004	3/8"	-	12
4017006	1/2"	-	12
4017008	5/8"	-	12

**# 66-LF COMPRESSION x FEMALE**



**LEAD-FREE**

W-R#	Description	Min.	Box
4018010	3/8" x 3/8" RB	-	12
4225012	3/8" x 3/8" Chrome-		12
4018012	3/8" x 1/2" RB	-	12
4225016	3/8" x 1/2" Chrome-		12
4018016	1/2" x 3/8" RB	-	12
4018018	1/2" x 1/2" RB	-	12
4018020	5/8" x 1/2" RB	-	12

**# 68T TANK COMPRESSION FTG**



W-R#	Description	Min.	Box
2019502	3/8" x 3/8"	-	12
2019504	1/2" x 1/2"	-	12

- For use in duplex tank bushings  
 - For non-potable use only

**# 68-LF COMPRESSION x MALE**



**LEAD-FREE**

W-R#	Description	Min.	Box
4019004	1/4" x 1/8" RB	-	12
4019006	1/4" x 1/4" RB	-	12
4019008	1/4" x 3/8" RB	-	12
4019010	1/4" x 1/2" RB	-	12
4019018	3/8" x 1/4" RB	-	12
4019020	3/8" x 3/8" RB	-	12
4225010	3/8" x 3/8" Chrome -		12
4019022	3/8" x 1/2" RB	-	12
4225014	3/8" x 1/2" Chrome -		12
4019026	1/2" x 3/8" RB	-	12
4019028	1/2" x 1/2" RB	-	12
4019030	5/8" x 3/8" RB	-	12
4019032	5/8" x 1/2" RB	-	12
4019034	7/8" x 3/4" RB	-	12

**# 69-LF COMPRESSION x MALE ELBOW**



**LEAD-FREE**

W-R#	Description	Min.	Box
4020002	1/4" x 1/8"	-	12
4020004	1/4" x 1/4"	-	12
4020016	3/8" x 1/4"	-	12
4020018	3/8" x 3/8"	-	12
4020020	3/8" x 1/2"	-	12
4020024	1/2" x 3/8"	-	12
4020026	1/2" x 1/2"	-	12

**BRASS COMPRESSION & FLARE FITTINGS**

**# 668-LF COMPRESSION X SWEAT**



**LEAD-FREE**

W-R#	Description	Min.	Box
4225004	3/8" RB	-	25
4225002	3/8" Chrome	-	25

**# 48 FLARE X MALE ADAPTER**



W-R#	Description	Min.	Box
2003006	1/4" x 1/4"	-	12
2003016	3/8" x 1/4"	-	12
2003018	3/8" x 3/8"	-	12
2003020	3/8" x 1/2"	-	12
2003024	1/2" x 3/8"	-	12
2003026	1/2" x 1/2"	-	12

**# 70-LF COMPRESSION X FEMALE ELBOW**



**LEAD-FREE**

W-R#	Description	Min.	Box
4023008	3/8" x 1/2"	-	12

**# 49 FLARE X MALE ELBOW**



W-R#	Description	Min.	Box
2006010	3/8" x 3/8"	-	12
2006008	3/8" x 1/4"	-	12
2006014	1/2" x 1/4"	-	12

**# 41S SHORT FLARE NUT**



W-R#	Description	Min.	Box
2001002	1/4"	-	25
2001006	3/8"	-	25
2001008	1/2"	-	25
2001010	5/8"	-	25

**# 125-LF HOSE BARB X MALE**



**LEAD-FREE**

W-R#	Description	Min.	Box
4031002	1/8" x 1/8"	-	12
4031004	1/4" x 1/8"	-	12
4031006	1/4" x 1/4"	-	12
4031008	1/4" x 3/8"	-	12
4031010	3/8" x 1/4"	-	12
4031012	3/8" x 3/8"	-	12
4031014	3/8" x 1/2"	-	12

**# 42 FLARE UNION**



W-R#	Description	Min.	Box
2002006	3/8"	-	12
2002008	1/2"	-	12
2002012	1/2" x 3/8"	-	12

**BRASS COMPRESSION & FLARE FITTINGS**

**# 138HM-LF HOSE BARB MENDER**



**LEAD-FREE**

W-R#	Description	Min.	Box
4030002	1/4" x 1/4"	-	12
4030004	3/8" x 3/8"	-	12
4030006	1/2" x 1/2"	-	12

**# 110FB FACE BUSHING**



W-R#	Description	Min.	Box
2527002	1/2" x 3/8"	-	12
2527004	3/4" x 1/2"	-	12

**BRASS VENT FITTING**



W-R#	Description	Min.	Box
2112000	1/2" x 1/8"	-	12
2112002	1/2" x 1/4"	-	12

**ADAPTER ELBOW FOR ICE MAKER & DISHWASHER**



**LEAD-FREE**

W-R#	Description	Box
4816010	1/4"OD x 3/4 FHT	6
4816020	3/8"OD x 3/4 FHT	6

**MALE IPS X SWEAT ADAPTER**



**LEAD-FREE**

W-R#	Description	Min.	Box
4109006	1/2" x 1/2"	1	12
4109008	3/4" x 3/4"	1	12

• Used to solder brass pipe to copper tubing.

**CPVC x MIP ADAPTER**



**LEAD-FREE**

W-R#	Description	Box
4104004	1/2" CPVC x 1/2" MIP	12
4105004	3/4" CPVC x 3/4" MIP	12

**CPVC x FIP ADAPTER**



**LEAD-FREE**

W-R#	Description	Box
4104002	1/2" CPVC x 1/2" FIP	12
4105002	3/4" CPVC x 3/4" FIP	12

**CAST BRASS DROP-EAR ELBOW**



W-R#	Description	Min	Bag
0623002	1/2" C x 1/2" FIP Elbow		
4623002	1/2" C x 1/2" FIP Elbow *LF*		



**CHROME-PLATED  
NIPPLES & FITTINGS**

**CHROME-PLATED  
NIPPLES  
- LEAD FREE -**



**LEAD-FREE**

3/8"IPS	1/2"IPS	LENGTH
0302502	0302544	Close (*)
0302504	0302546	Shoulder (1 1/2")
0302506	0302548	2"
0302508	0302550	2½"
0302510	0302552	3"
0302512	0302554	3½"
0302514	0302556	4"
0302516	0302558	4½"
0302518	0302560	5"
0302520	0302562	5½"
0302522	0302564	6"
0302524	-	7"
0302526	-	8"
0302534	-	12"

- Close overall length varies by diameter.  
3/8" x Close = 1" OAL  
1/2" x Close = 1 1/8" OAL



**CHROME-PLATED  
COUPLINGS  
- LEAD FREE -**

**LEAD-FREE**

W-R#	Description	Min.	Box
0341402	3/8"	1	-
0341404	1/2"	1	-



**CHROME-PLATED  
90° ELBOWS  
- LEAD FREE -**

**LEAD-FREE**

W-R#	Description	Min.	Box
0341002	3/8"	1	-
0341004	1/2"	1	-



**CHROME-PLATED  
45° ELBOW  
- LEAD FREE -**

**LEAD-FREE**

W-R#	Description	Min.	Box
0341102	3/8"	1	-
0341104	1/2"	1	-

**CHROME-PLATED  
NIPPLES & FITTINGS**



**CHROME-PLATED  
TEE  
- LEAD FREE -**



W-R#	Description	Min.	Box
0341502	3/8"	1	-
0341504	1/2"	1	-



**CHROME-PLATED  
90° STREET ELBOW  
- LEAD FREE -**



W-R#	Description	Min.	Box
0341602	3/8"	1	-
0341606	1/2"	1	-



**CHROME-PLATED  
45° STREET ELBOW  
- LEAD FREE -**



W-R#	Description	Min.	Box
0341608	1/2"	1	-



**CHROME-PLATED  
UNION  
- LEAD FREE -**



W-R#	Description	Min.	Box
0341904	1/2"	1	-



**CHROME-PLATED  
CAP  
- LEAD FREE -**



W-R#	Description	Min.	Box
0349014	1/2"	1	-

**BRASS EZ-BITE  
PUSH FITTINGS**



**E-Z BITE COUPLINGS**

- LEAD FREE -



W-R#	Description	Min.	Box
2012002	1/2" X 1/2"	1	12
2012004	3/4" X 3/4"	1	12
2012008	1" X 1"	1	12



**E-Z BITE X MIP  
ADAPTERS**

- LEAD FREE -



W-R#	Description	Min.	Box
2012020	1/2" X 1/2"	1	12
2012022	3/4" X 3/4"	1	12
2012026	1" X 1"	1	12



**E-Z BITE ELBOWS**

- LEAD FREE -



W-R#	Description	Min.	Box
2012030	1/2" X 1/2"	1	12
2012032	3/4" X 3/4"	1	12
2012036	1" X 1"	1	12



**E-Z BITE X FIP  
ADAPTERS**

- LEAD FREE -



W-R#	Description	Min.	Box
2012040	1/2" X 1/2"	1	12
2012042	3/4" X 3/4"	1	12
2012046	1" X 1"	1	12



**E-Z BITE TEES**

- LEAD FREE -



W-R#	Description	Min.	Box
2012050	1/2" X 1/2"	1	12
2012052	3/4" X 3/4"	1	12
2012054	1" X 1"	1	12

**BRASS EZ-BITE  
PUSH FITTINGS**



**E-Z BITE CAPS**

- LEAD FREE -



W-R#	Description	Min.	Box
2012060	1/2" X 1/2"	1	12
2012062	3/4" X 3/4"	1	12
2012064	1" X 1"	1	12



**E-Z BITE  
REPAIR COUPLINGS**

- LEAD FREE -



W-R#	Description	Min.	Box
2012070	1/2" X 1/2"	1	12
2012072	3/4" X 3/4"	1	12
2012074	1" X 1"	1	12



**E-Z BITE  
BALL VALVES**

- LEAD FREE -



W-R#	Description	Min.	Box
2012080	1/2" X 1/2"	1	12
2012082	3/4" X 3/4"	1	12
2012084	1" X 1"	1	12



**E-Z BITE  
DROP EAR ELBOWS**

- LEAD FREE -



W-R#	Description	Min.	Box
2012300	1/2" X 1/2"	1	12



**E-Z BITE  
REMOVAL TOOL**

- LEAD FREE -



W-R#	Description	Min.	Box
2012500	1/2"	1	12
2012502	3/4"	1	12
2012504	1"	1	12



**COPPER PEX CRIMP  
RINGS**



W-R#	Description	Min.	Box
2058002	1/2"	100	100
2058004	3/4"	100	100
2058006	1"	100	100

**SINK SPECIALTIES**



**FLEXIBLE BASIN SUPPLY TUBES**

W-R#	Size (OD)	Finish	Min	Box
<b>0209008</b>	3/8" x 12"	CP	1	100
<b>0209012</b>	3/8" x 20"	CP	1	100
<b>0209014</b>	3/8" x 30"	CP	1	50
<b>0209016</b>	3/8" x 36"	CP	1	50
<b>0209020</b>	1/2" x 20"	CP	1	50



**FLEXIBLE TANK SUPPLY TUBES**

W-R#	Size (OD)	Finish	Min	Box
<b>0210002</b>	3/8" x 12"	CP	1	100
<b>0210006</b>	3/8" x 20"	CP	1	100



**COMPRESSION "DELTA" STYLE SUPPLY TUBE**

W-R#	Size (OD)	Finish	Min	Box
<b>0215006</b>	3/8" x 12"	CP	1	100
<b>0215008</b>	3/8" x 20"	CP	1	100

- Furnished with 3/8" compression nut



**PEX SUPPLY TUBES**

W-R#	Size (OD)	Type	Min	Box
<b>0207006</b>	3/8" x 20"	Basin	1	100
<b>0207008</b>	3/8" x 30"	Basin	1	50
<b>0207010</b>	3/8" x 36"	Basin	1	50

W-R#	Size (OD)	Type	Min	Box
<b>0208002</b>	3/8" x 12"	Tank	1	100
<b>0208006</b>	3/8" x 20"	Tank	1	100

**SINK SPECIALTIES**



**BASIN COCK LOCKNUTS**

W-R#	Description	Min.	Box
0906004	Brass	12	12
0906002	Die Cast	12	12
0906006	Plastic	12	12

- Fits 1/2" x 14T basin cock shanks



**BASIN ROSETTES**

W-R#	Description	Min.	Box
1646002	Flat	25	25
1646004	Deep	25	25
1646010	Flat Rubber	25	25



**BASIN COCK COUPLING NUT**

W-R#	Description	Min	Box
0912002	Brass	25	25
0912004	Brass-Plated	25	25
0912006	Plastic	25	25

- 1/2" x 14T with 1/2" supply hole



**BRASS FRICTION RINGS**

W-R#	Description
2712002	Basin 3/8" x 21/32" x 25/64"
2712004	Toilet 3/8" x 13/16" x 25/64"

- 100 per bag



**BEVELED RUBBER BASIN SUPPLY WASHER**

W-R#	Description	Box
2711008	3/8" x 23/32" x 3/8"	100



**BEVELED RUBBER TANK SUPPLY WASHER**

W-R#	Description	Box
2711007	3/8" x 5/16" x 27/32"	100



**3/8" COMPRESSION NUT**

W-R#	Finish	Min.	Box
2015006	Rough Brass	25	100
0224002	Chrome	25	100

**SINK SPECIALTIES**



**ANGLE COMPRESSION STOPS**  
- LEAD FREE -



W-R#	Size	Box
4220002	3/8"OD x 3/8" IPS	10
4220004	3/8"OD x 1/2" IPS	10
4220010	3/8"OD x 1/2" SWT	10
4220014	3/8"OD x 5/8"OD	10
4220016	3/8"OD x 1/2" PEX	10



**STRAIGHT COMPRESSION STOPS**  
- LEAD FREE -



W-R#	Size	Box
4220024	3/8"OD x 3/8" IPS	10
4220026	3/8"OD x 1/2" IPS	10
4220032	3/8"OD x 1/2" SWT	10
4220036	3/8"OD x 5/8"OD	10
4220038	3/8"OD x 1/2" PEX	10



**3/8" OD x 1/2" SWT 5" EXTENSION STOP**  
- LEAD FREE -



W-R#	Pattern	Min	Box
4222002	Angle	1	10
4222004	Straight	1	10

**Q.T.**



**ANGLE QUARTER-TURN COMPRESSION STOPS**  
- LEAD FREE -



W-R#	Size	Box
4220001	3/8"OD x 3/8" IPS	10
4220003	3/8"OD x 1/2" IPS	10
4220005	3/8"OD x 1/2" SWT	10
4220007	3/8"OD x 5/8"OD	10
4220009	3/8"OD x 1/2" PEX	10

**Q.T.**



**STRAIGHT QUARTER-TURN COMPRESSION STOPS**  
- LEAD FRE -



W-R#	Size	Box
4220013	3/8"OD x 1/2 IPS	10
4220015	3/8"OD x 1/2 SWT	10
4220017	3/8"OD x 5/8 OD	10
4220019	3/8"OD x 1/2" PEX	10

**Q.T.**



**3/8" OD x 1/2" SWT QUARTER-TURN 5" EXTENSION STOP**  
- LEAD FREE -



W-R#	Size	Box
4222020	Angle	1 10

**SINK SPECIALTIES**



**THREE WAY STOP**  
- LEAD FREE -



W-R#	Inlet	Outlets
4221002	5/8"OD	3/8"OD x 3/8"OD
4221008	5/8"OD	3/8"OD x 1/4"OD
4221010	1/2" IPS	3/8"OD x 3/8"OD
4221012	1/2" IPS	3/8"OD x 1/4"OD



**DUAL SHUTOFF STOP**  
- LEAD FREE -



W-R#	Inlet	Outlets
4220602	5/8"OD	3/8"OD x 3/8"OD
4220604	5/8"OD	3/8"OD x 1/4"OD
4220702	1/2"IPS	3/8"OD x 3/8"OD
4220704	1/2"IPS	3/8"OD x 1/4"OD
4220802	1/2"SWT	3/8"OD x 3/8"OD
4220804	1/2"SWT	3/8"OD x 1/4"OD



**LOOSE-KEY ANGLE STOP**  
- LEAD FREE -



W-R#	Inlet	Outlet
4220502	1/2" IPS	3/8"OD *LF*
4220504	1/2" SWT	3/8"OD *LF*
4220506	5/8"OD	3/8"OD *LF*



**"MAX" ADAPTER**  
- LEAD FREE -



W-R#	Size	Min	Box
4225030	3/8" X 3/8" X 3/8"	6	24
4225032	3/8" X 1/4" X 3/8"	6	24

- For add-on installation of water filters and ice makers. Takes an ordinary stop valve and makes it a three-way valve.



**STRAIGHT "MAX" ADAPTER**  
- LEAD FREE -



W-R#	Size	Min	Box
4225050	3/8" X 1/4"	6	24



**STRAIGHT "MAX" SHUTOFF VALVE**  
- LEAD FREE -



W-R#	Size
4220025	3/8" Fem. Comp. x 3/8" OD





**PREMIUM  
"MINI-BALL" VALVES**



3/8" x 3/8" OD Comp

**DAHL MINI-BALL®  
ANGLE STOPS  
- LEAD FREE -**



W-R#	Size	Box
<b>MB202LF</b>	3/8"OD x 3/8" IPS	10
<b>MB206LF</b>	3/8"OD x 1/2" IPS	10
<b>MB002LF</b>	3/8"OD x 1/2" SWT	10
<b>MB102LF</b>	3/8"OD x 5/8" OD	10



3/8" x 3/8" OD Comp

**DAHL MINI-BALL®  
STRAIGHT STOPS  
- LEAD FREE -**



W-R#	Size	Box
<b>MB204LF</b>	3/8"OD x 3/8" IPS	10
<b>MB208LF</b>	3/8"OD x 1/2" IPS	10
<b>MB004LF</b>	3/8"OD x 1/2" SWT	10
<b>MB104LF</b>	3/8"OD x 5/8" OD	10

**RetroValve™**

**RetroValve** retrofit valves and adapters offer the professional a high-quality, convenient solution to the problem of frozen valves and appliance expansion. **RetroValves** are made in Canada, and are the finest 1/4 turn valves on the market.



**STRAIGHT  
RETROVALVE™  
- LEAD FREE -**



W-R#	Size
<b>RV100LF</b>	3/8" Fem. Comp. x 3/8" OD
<b>RV104LF</b>	1/2" Fem. Comp. x 3/8" OD



**RETROTEE™  
- LEAD FREE -**



W-R#	Size
<b>RV500LF</b>	3/8 Fem Comp x 3/8"OD x 3/8"OD
<b>RV502LF</b>	3/8 Fem Comp x 1/4"OD x 3/8"OD

- Allows for addition of appliances such as ice makers, dishwashers, & humidifiers--with convenient shutoff.



**CHROME-PLATED  
RETRODAPTER™  
- LEAD FREE -**



W-R#	Min	Box
<b>RV700LF</b>	3/8 Fem Comp x 3/8"OD	x 3/8"OD
<b>RV702LF</b>	3/8 Fem Comp x 1/4"OD	x 3/8"OD

The RV700LF C. P. RetroDapter series provides a convenient, economical solution for the sharing of existing valves, without the need for a shutoff.

**SINK SPECIALTIES**



**CHROME-PLATED  
STEEL  
FLAT ESCUTCHEON**

W-R#	Size - IPS	OD	Min	Box
1610002	3/8"	2 1/2"	25	500
1610004	1/2"	2 1/2"	25	500
1610006	3/4"	2 1/2"	25	250
1610008	1"	2 7/8"	25	250
1610010	1 1/4"	2 7/8"	25	200
1610012	1 1/2"	3"	25	200
1610014	2"	3"	25	100

W-R#	Size - Copper	OD	Min	Box
1611004	5/8"OD	2 1/2"	25	500
1611006	7/8"OD	2 1/2"	25	250
1611008	1 1/8"OD	2 7/8"	25	250
* 1611009	1 1/4"OD	2 7/8"	25	200
* 1611010	1 1/2"OD	3"	25	200
* 1611012	2"OD	3"	25	100

\* Denotes tubular size

Nom.	1/2"	3/4"	1"	1 1/4"	1 1/2"	2"
IPS	.84	1.05	1.32	1.66	1.90	2.38
Copper	5/8"(.63)	7/8"(.88)	1 1/8"(1.13)	1 3/8"(1.38)	1 5/8"(1.63)	2 1/8"(2.13)
Tubular				1 1/4	1 1/2	2



**WHITE PLASTIC  
SURE GRIP FLAT  
ESCUTCHEON**

W-R#	Size (Copper)	Min	Box
1615020	5/8"OD	25	25
1615022	7/8"OD	25	25

**SINK SPECIALTIES**



**CHROME-PLATED  
STEEL  
BELL ESCUTCHEON**

W-R#	Size - IPS	OD	Min	Box
<b>1612002</b>	3/8"	2 3/8"	25	25
<b>1612004</b>	1/2"	2 3/8"	25	25

W-R#	Size - Copper	OD	Min	Box
<b>1613006</b>	5/8"OD	2 3/8"	25	25
* <b>1613009</b>	1 1/4"OD	3"	1	25
* <b>1613010</b>	1 1/2"OD	3"	1	25

\* Denotes tubular size



**CHROME-PLATED  
STEEL  
BOX ESCUTCHEON**

W-R#	Size - IPS	OD	Min	Box
<b>1614002</b>	1 1/4"	3"	5	25
<b>1614004</b>	1 1/2"	3"	5	25

W-R#	Size - Copper	OD	Min	Box
* <b>1614006</b>	1 1/4"OD	3"	5	25
* <b>1614008</b>	1 1/2"OD	3"	5	25

\* Denotes tubular size



**PLASTIC  
SPLIT ESCUTCHEONS**

W-R#	Size (IPS)	Finish	Min
<b>1731500</b>	3/8" IP	Chrome	12
<b>1731502</b>	1/2" IP	Chrome	12
<b>1731504</b>	3/4" IP	Chrome	12
<b>1731506</b>	1" IP	Chrome	12
<b>1731508</b>	1 1/4" IP	Chrome	12
<b>1731510</b>	1 1/2" IP	Chrome	12
<b>1731512</b>	2" IP	Chrome	12
<b>1731514</b>	2 1/2" IP	Chrome	12
<b>1731516</b>	3" IP	Chrome	12
<b>1731518</b>	4" IP	Chrome	12
<b>1731522</b>	6" IP	Chrome	1

Nom.	1/2"	3/4"	1"	1 1/4"	1 1/2"	2"
IPS	.84	1.05	1.32	1.66	1.90	2.38
Copper	5/8"(.63)	7/8"(.88)	1 1/8"(1.13)	1 3/8"(1.38)	1 5/8"(1.63)	2 1/8"(2.13)

W-R#	Size (Copper)	Finish	Min
<b>1731602</b>	5/8"OD	Chrome	12
<b>1731802</b>	<b>5/8"OD White</b>		12
<b>1731604</b>	7/8"OD	Chrome	12
<b>1731606</b>	1 1/8"OD	Chrome	12
<b>1731608</b>	1 3/8"OD	Chrome	12
<b>1731610</b>	1 5/8"OD	Chrome	12
<b>1731612</b>	2 1/8"OD	Chrome	12

**SINK SPECIALTIES**



**STEEL  
FLOOR AND CEILING  
PLATES, LESS SPRING**

W-R#	Size - IPS	OD	Min	Box
1728000	3/8"	2 1/2"	12	144
1728002	1/2"	2 3/4"	12	144
1728004	3/4"	2 3/4"	12	144
1728006	1"	3 1/2"	12	144
1728008	1 1/4"	3 1/2"	12	144
1728010	1 1/2"	3 1/2"	12	144
1728012	2"	4 1/4"	12	120

W-R#	Size - Copper	OD	Min	Box
1730002	5/8"OD	2 3/4"	12	144
1730004	7/8"OD	2 3/4"	12	144
1730006	1 1/8"OD	2 3/4"	12	144
1730008	1 3/8"OD	3 1/2"	12	144
1730010	1 5/8"OD	3 1/2"	12	144



**HEAVY-DUTY STEEL  
FLOOR AND CEILING  
PLATES, WITH SPRING**

W-R#	Size - IPS	OD	Min	Box
1729000	3/8"	2 1/4"	12	144
1729002	1/2"	2 1/2"	12	144
1729004	3/4"	2 3/4"	12	144
1729006	1"	3 1/4"	12	144
1729008	1 1/4"	3 1/2"	12	144
1729010	1 1/2"	3 7/8"	12	144
1729012	2"	4 1/2"	12	120
1729014	2 1/2"	5 3/8"	12	120
1729016	3"	5 7/8"	1	12
1729018	3 1/2"	6 5/8"	1	12
1729020	4"	7 1/8"	1	12
1729022	5"	9"	1	12
1729024	6"	10"	1	12

Nom.	1/2"	3/4"	1"	1 1/4"	1 1/2"	2"
IPS	.84	1.05	1.32	1.66	1.90	2.38
Copper	5/8"(.63)	7/8"(.88)	1 1/8"(1.13)	1 3/8"(1.38)	1 5/8"(1.63)	2 1/8"(2.13)

W-R#	Size - Copper	OD	Min	Box
1731002	3/8"OD	2 3/8"	12	144
1731004	5/8"OD	2 3/8"	12	144
1731006	7/8"OD	2 3/4"	12	144
1731008	1 1/8"OD	3"	12	144
1731010	1 3/8"OD	3 1/4"	12	144
1731012	1 5/8"OD	3 5/8"	12	144
1731014	2 1/8"OD	4"	12	120
1731016	2 5/8"OD	4 7/8"	1	48
1731018	3 1/8"OD	5 1/8"	1	48

**SINK SPECIALTIES**



**CHROME-PLATED  
STEEL COCKHOLE  
COVERS**

W-R#	Description	Min.	Box
1641002	1 3/4"	1	25
1641004	2"	1	25
1641006	3"	1	12



**CHROME-PLATED  
STEEL "SNAP-IN"  
COCKHOLE COVER**

W-R#	Description	Min.	Box
1642002	1 3/8"	25	25
1642004	1 1/2"	25	25



**ABS  
COCKHOLE COVERS**

W-R#	Description	Min.	Box
1642502	1 3/4" White	6	6



**COMBINATION  
WALL MOUNT  
SINK FAUCET  
- LEAD FREE -**

W-R#	Description	Min.	Box
4702002	8"	1	-

• Furnished w. soap dish & 6" spout



**SINK SPECIALTIES**



**CHROME-PLATED  
BRASS BASIN COCK  
- LEAD FREE -**



W-R#	Description	Min.	Box
------	-------------	------	-----

4706002	Hot/Cold	1	6
---------	----------	---	---

- Basin cock sold individually
- Contains:
  - Hot and Cold Index Buttons
  - Plastic Locknut
  - Rubber Friction Washer
  - Brass Coupling Nut



**CHROME-PLATED  
SELF-CLOSING  
BASIN COCK  
- LEAD FREE -**



W-R#	Description	Min.	Box
------	-------------	------	-----

4706004	Cold	1	-
4706005	Hot	1	-



**BRASS PLAIN END  
BIBBS  
- LEAD FREE -**



W-R#	Size	Connection	Finish	Box
------	------	------------	--------	-----

4710002	½" IPS	Male	RB	10
4710006	½" IPS	Male	CP	10
4710010	½" IPS	Female	CP	10



W-R#	Size	Connection	Finish	Box
------	------	------------	--------	-----

4711002	½" MIPS Adjustable	CP		10
---------	--------------------	----	--	----



**BRASS HOSE END  
BIBBS  
- LEAD FREE -**



W-R#	Size	Connection	Finish	Box
------	------	------------	--------	-----

4709002	½" IPS	Male	RB	10
4709008	½" IPS	Male	CP	10
4709009	½" IPS	Female	CP	10



W-R#	Size	Connection	Finish	Box
------	------	------------	--------	-----

4711004	½" MIPS Adjustable	CP		10
---------	--------------------	----	--	----

**SINK SPECIALTIES**



**CP BRASS  
BUBBLER HEAD  
- LEAD FREE -**

**LEAD-FREE**

W-R#	Description	Min.	Box
<b>4708004</b>	3/8" Connection	1	10

- Features adjustment screw to regulate flow



**CP BRASS  
BUBBLER HEAD  
WITH REMOVABLE  
CARTRIDGE  
- LEAD FREE -**

**LEAD-FREE**

W-R#	Description	Min.	Box
<b>4708006</b>	3/8" Connection	1	10

- Comparable to OEM#0362

W-R#	Description	Min.	Box
<b>0708010</b>	Cartridge Only	1	12

- Comparable to OEM#K361



**"LONG REACH"  
WATER FILTER FAUCET  
- LEAD FREE -**

**LEAD-FREE**

W-R#	Description	Min.	Box
<b>4708052</b>	1/4" Connection	1	10

- Angled spout for longer span




**6" WATER FILTER  
FAUCET  
- LEAD FREE -**

**LEAD-FREE**

W-R#	Description	Min.	Box
<b>4708050</b>	1/4" Connection	1	10

- 6" Height

**SINK SPECIALTIES**



**7" STEEL CHINA LAVATORY HANGER**

W-R#	Description	Min.	Box
1648002	7"	1	12



**10" STEEL SINK HANGER**

W-R#	Description	Min.	Box
1650002	10"	1	12



**STEEL CHINA BASIN HANGER**

W-R#	Description	Min.	Box
1647002	Hanger	1	12



**CHROME-PLATED HEX STEEL LAVATORY LEGS**

W-R#	Description	Length	Min.	Box
1602002	China	27"	1	25
1602004	China	31"	1	25
1602006	China	33"	1	25
1602010	China/IE	27"	1	25

**SINK CLIP SETS**



#1



#2



#3



#4  
#4L



#5



#7



#10

W-R#	Pattern	Width	Reference
0713002	#1	7/16"	Huddee
0713004	#2	7/16"	
0713006	#3	3/8"	
0713008	#4	9/16"	Elkay-1 1/2"
0713020	#4L	9/16"	Elkay-2 1/8"
0713010	#5	9/16"	Kinthead
0713014	#7	9/16"	Adjustable
* 0713030	#10	11/16"	Undermount

- All sink clips are 6 per bag  
 \* Undermount sink clips are 4 per bag, with brass anchors  
 - Furnished with 1 7/16" screws



**SINK SPECIALTIES**



**SPLASH GUARD  
TO FIT  
IN-SINKERATOR**

W-R#	Description	Min.	Box
1679004	Splash Guard	1	6



**HUSH-CUSHION  
TO FIT  
IN-SINKERATOR**

W-R#	Description	Min.	Box
1679006	Hush Cushion	6	6

- Gasket to fit In-sinkerator garbage disposals. Reduces vibration during disposal activity.



**MOLDED ELBOW  
TO FIT  
IN-SINKERATOR**

W-R#	Description	Min.	Box
1679008	Elbow	1	6



**DISPOSAL STOPPER  
TO FIT  
IN-SINKERATOR**

W-R#	Description	Min.	Box
1679012	Stopper	1	6



**AIR GAPS**

W-R#	Description	Min.	Box
2428002	Air Gap	1	12



**AIR ADMITTANCE  
VALVE**

W-R#	Description	Min.	Box
2430002	1 1/2" Provent	12	50

**(PROVENT)  
(BOCA VENT)**

• Fits 1½" female waste line adapter. Eliminates secondary stack for tubs, sinks, basins, showers and washing machines.



2 1/2"

**FRAJON®  
ASSE-APPROVED  
AIR ADMITTANCE VALVE**

W-R#	Description	Min.	Box
2421002	Frajon® AAV	1	12

- ASSE approved Frajon® valves may be used in commercial, residential, and industrial buildings for individual, common, branch, and circuit vents.

- Rated up to 160 DFU's

- Designed for horizontal branch and vertical stack applications.



1 1/2"



**SINK SPECIALTIES**



**W-R AERATOR  
COUNTER DISPLAYS  
- LEAD FREE -**



W-R#	Description	GPM	Count
4301001	M x F	2.2	144
4301003	Slotted M x F	2.2	144

- All dual-thread aerators are 15/16M x 55/64F



**SPRING-FLO® 38D  
COUNTER DEALS  
- LEAD FREE -**



W-R#	Description	GPM	Count
4307002	38D Display	2.2	144

- Aerators are 15/16M x 55/64F



**AERATOR TUBES  
- LEAD FREE -**



W-R#	Description	GPM	Count
4301005	M x F	2.2	6
4301007	Slotted M x F	2.2	6
4301009	M x F Bubblestream®	2.0	6

4301030	Lo-Flo M x F	0.5	6
4301032	Lo-Flo M x F	1.0	6
4301034	Lo-Flo M x F	1.5	6

- All dual-thread aerators are 15/16M x 55/64F



**DUAL-THREAD  
AERATORS  
- LEAD FREE -**



W-R#	Description	GPM	Box
4305004	Standard CP	2.2	25
4305204	Slotted CP	2.2	25

4309500	Lo-Flo CP	0.5	25
4309400	Lo-Flo CP	1.0	25
4309000	Lo-Flo CP	1.5	25

**MADE IN USA  
DUAL-THREAD  
AERATORS  
- LEAD FREE-**



W-R#	Description	GPM	Box
4305002	Standard CP	2.0	25

- All dual-thread aerators are 15/16M x 55/64F

**SINK SPECIALTIES**



**FEMALE AERATORS**  
- LEAD FREE -

W-R#	Size	GPM	Box
4301002	55/64" Female	2.0	25
4304002	13/16" Female	2.0	25



**MALE AERATORS**  
- LEAD FREE -

W-R#	Size	GPM	Box
4302002	15/16" Male	2.0	25
4303002	13/16" Male	2.0	25



4305504



4305502



**CACHE AERATORS**  
- LEAD FREE -

W-R#	Size	GPM
4305502	M24 x 1	1.5
4305504	M24 x 1	2.2
4306602	Key for M24 x 1	

- Cache® aerators fit many decorator and European faucets with recessed aerators.



- 4307702 Special Delta® Kit 1.5
- 4307704 Special Moen® Kit 1.5

- Complete Kits with Aerator, Adapter, & Key



**SNAP COUPLING WITH AERATOR**  
- LEAD FREE -

W-R#	Description	Box
4311002	Small Pattern	12
4311004	Large Pattern	12



- Snap aerator and Snap hose coupling combine to provide water source for portable washing machines & dishwashers.



**CHROME-PLATED DISHWASHER AERATOR**  
- LEAD FREE -

W-R#	Description
4310002	M x F Snap Aerator

- For use with portable dishwasher and washing machines, or as an aerator. Fits G.E., Kitchen Aid, Westinghouse.



4310004 M x F Large Snap Aerator  
-Fits Frigidaire, Hotpoint, KitchenAid, Maytag, Sears, Speed Queen, Wards, Waste King, Westinghouse.



**SNAP COUPLINGS**

W-R#	Description	Box
4324002	Small Coupler	12
4324004	Large Coupler	12



- Brass hose snap coupler with 3/4" male hose thread.

**SINK SPECIALTIES**



**CP COMBINATION  
SNAP NIPPLE**  
- LEAD FREE -



W-R#	Description	Box
<b>4318002</b>	M x F Snap Nipple	12

• For use with portable dishwasher. Small diameter, fits snap coupler #4324002. Non-aerating.



**CP SWIVEL AERATORS**  
- LEAD FREE -



W-R#	Description	GPM	Box
<b>4306002</b>	M x F Swivel	2.5	12

- All dual-thread aerators are 15/16M x 55/64F  
- 2.0 GPM



**CP SWIVEL/SPRAY  
AERATOR**  
- LEAD FREE -



W-R#	Description	Box
<b>4301004</b>	M x F Swivel/Spray	12

- Pull-down swivel & spray  
- All dual-thread aerators are 15/16M x 55/64F



**CP WATER FILTER  
DIVERTER AERATORS**  
- LEAD FREE -



W-R#	Description	Box
<b>4609004</b>	1/4" Single barb	12
<b>4609006</b>	3/8" Single barb	12

- Water filter aerators are 55/64F



4313003



4313002



4323002



4312002




4313005



4326002

**AERATOR ADAPTERS**  
- LEAD FREE -



W-R#	Side A	Side B	Box
<b>4313003</b>	3/4" F	15/16" M	12
<b>4313002</b>	15/16" M	55/64" M	12
<b>4323002</b>	3/4" FH	15/16" M	12
<b>4312002</b>	55/64" F	3/4" MH	12 *
<b>4313005</b>	15/16" M 55/64" F	3/4" MH	12
<b>4326002</b>	15/16" M	3/4" MH	12 *

\* For non-potable use only

**SINK SPECIALTIES**



**“CROWN-RINSE”  
SPRAY HEADS**

W-R#	Description	Min	Box
<b>1654000</b>	Black	1	12
<b>1654001</b>	White	1	12
<b>1654005</b>	Chrome	1	12

- All “Crown-rinse” products are individually boxed



**“CROWN-RINSE”  
HOSE & SPRAY  
ASSEMBLIES**

W-R#	Description	Min	Box
<b>1656000</b>	Black	1	12
<b>1656007</b>	Black - <b>Delta</b>	1	12
<b>1656001</b>	White	1	12
<b>1656005</b>	Chrome	1	12

- All “Crown-rinse” products are individually boxed  
 - Standard Hose/Spray is furnished with 1/8” F x 1/4”F adapter  
 - Delta H/S furnished with 1/2” Female Swivel



**“CROWN-RINSE”  
REPLACEMENT HOSES**

W-R#	Description	Min	Box
<b>1655000</b>	48” Hose Only	1	12



**“CROWN-RINSE”  
HOSE GUIDES**

W-R#	Description	Min	Box
<b>1658002</b>	Black Guide	1	12
<b>1658004</b>	White Guide	1	12



**LIQUID SOAP  
DISPENSER**

W-R#	Description	Min	Box
<b>1645500</b>	Dispenser	1	12
<b>1645504</b>	Head Only	1	1
<b>1645506</b>	Bottle Only	1	1



**LAUNDRY TRAY FAUCET  
MOUNTING BLOCKS**

W-R#	Description	Min	Box
<b>1619004</b>	Block	1	12

- Furnished with washers & screws

**SINK SPECIALTIES**



**REPLACEMENT  
PULL-OUT FAUCET  
SPRAY HEADS**



W-R#	Finish	Min	Box
1652006	White	1	6
1652008	Chrome	1	6
1652009	Brushed Nickel	1	6

- OEM ref# 89-081, 051022-002, 75167  
- Individually boxed



**AERATOR FOR  
PULLOUT SPRAY**

W-R#	Description	Min	Box
1652010	Aerator for Pullout Spray	1	1



**REPLACEMENT  
PULLOUT SPRAY  
HOSE**

W-R#	Description	Min	Box
1652012	59" Replacement Pullout Hose	1	1



**WEIGHT FOR  
PULLOUT SPRAY  
HOSE**

W-R#	Description	Min	Box
1652014	Weight for Pullout Hose	1	1



**CERAMIC CARTRIDGE  
FOR PULLOUT FAUCET**



W-R#	Description	Min	Box
1652020	35mm Ceramic Cartridge	1	1

- Fits 92-298



**CP LOOP HANDLE FOR  
PULLOUT FAUCET**

W-R#	Description	Min	Box
1652030	CP Loop Handle	1	1

**WASHING MACHINE HOSES**



**3/8" ID  
DOUBLE FEMALE  
WASHING MACHINE  
HOSE - BAGGED**

BAGGED#	SIZE	Min	Box
<b>0802002</b>	3/4" FHT x 4'	1	25
<b>0802004</b>	3/4" FHT x 5'	1	25
<b>0802006</b>	3/4" FHT x 6'	1	25
<b>0802008</b>	3/4" FHT x 8'	1	25
<b>0802010</b>	3/4" FHT x 10'	1	25
<b>0802012</b>	3/4" FHT x 12'	1	25

- Individually bagged hoses are furnished with washers

- Bagged hoses conform to the following:
  - 200 psi working pressure
  - 800 psi bursting
  - Up to 200°F



**1/2" ID HIGH-CAPACITY  
WASHING MACHINE  
HOSE - BAGGED**

BAGGED#	SIZE	Min	Box
<b>0802504</b>	3/4" FHT x 4'	1	25
<b>0802505</b>	3/4" FHT x 5'	1	25
<b>0802506</b>	3/4" FHT x 6'	1	25
<b>0802508</b>	3/4" FHT x 8'	1	25
<b>0802512</b>	3/4" FHT x 12'	1	25

- Individually bagged hoses are furnished with washers
- Premium GOODYEAR Horizon™ Nylon-reinforced hose
- 200 psi working pressure - 200°F rating



**"Y" HOSE MIXER**

W-R#	SIZE	Min	Box
<b>0805003</b>	Bagged	1	25

- Inlet branches are FHT, outlet is MHT
- Bagged "Y"-mixer contains washers

**WASHING MACHINE HOSES**



**WASHING MACHINE DISCHARGE HOSE - STANDARD -**

Regular	SIZE	Min
<b>0807002</b>	5/8" ID x 50'	1 coil
<b>0807006</b>	7/8" ID x 50'	1 coil
<b>0807008</b>	1" ID x 50'	1 coil

**WASHING MACHINE DISCHARGE HOSE - REINFORCED -**

Reinforced	SIZE	Min
<b>0808002</b>	5/8" ID x 50'	1 coil
<b>0808006</b>	7/8" ID x 50'	1 coil
<b>0808008</b>	1" ID x 50'	1 coil



**ALUMINUM HOOK FOR WASHING MACHINE DISCHARGE HOSE**

W-R#	SIZE	Min	Box
<b>0806004</b>	1" Hook	1	12



**HOOK HOSE FOR WASHING MACHINE DISCHARGE**

W-R#	SIZE	Min	Box
<b>0807010</b>	5' Hose	1	12

- Gray corrugated tubing
- Molded Adapter for Washing Machine connection. Step down 3/4", 7/8" & 1"



**DISHWASHER DISPOSAL CONNECTION**

W-R#	SIZE	Min	Box
<b>1677002</b>	Connection	1	50

- Improved connector with 2 stainless steel worm gear hose clamps



**TWIN MIX CONNECTION**

W-R#	SIZE	Min	Box
<b>0818002</b>		1	12

- For installation of portable washing machines



**ALUMINUM LINT SNARE**

W-R#	SIZE	Min	Box
<b>0527600</b>	Fits 1" ID	1	12

- Furnished with nylon tie.
- Roll over the end of discharge hose to prevent drain blockage from lint discharge.



**HOSES & HOSE SPECIALTIES**



**CLEAR VINYL TUBING**

W-R#	I.D.	O.D.	Length
0809000	1/8"	3/16"	100'
0809001	1/8"	1/4"	100'
0809002	1/4"	3/8"	100'
0809004	5/16"	7/16"	100'
0809006	3/8"	1/2"	100'
0809008	1/2"	5/8"	100'
0809010	5/8"	7/8"	100'
0809012	3/4"	1"	50'
0809014	1"	1 1/4"	50'

**ICE-MAKER TUBING**

W-R#	I.D.	O.D.	Length
0809020	1/8"	1/4"	100'

- Bulk ice-maker tubing



**BRASS INSERT STIFFENER  
- LEAD FREE -**



W-R#	SIZE	Min	Box
4A00119	1/4" Insert	25	25
4022002	3/8" Insert	25	25
4022004	1/2" Insert	25	25



**HOSE CLAMPS**

CARBON	STAINLESS	SAE	Min.	Max.
2208004	2209004	#4	7/32"	5/8"
2208006	2209006	#6	7/16"	25/32"
2208008	2209008	#8	7/16"	29/32"
2208010	2209010	#10	9/16"	1 1/16"
2208012	2209012	#12	11/16"	1 1/4"
2208016	2209016	#16	3/4"	1 1/2"
2208020	2209020	#20	13/16"	1 3/4"
2208024	2209024	#24	1 1/16"	2"
2208028	2209028	#28	1 5/16"	2 1/4"
2208032	2209032	#32	1 9/16"	2 1/2"
2208036	2209036	#36	1 13/16"	2 3/4"
2208040	2209040	#40	2 1/16"	3"
2208048	2209048	#48	2 9/16"	3 1/2"
2208052	2209052	#52	2 13/16"	3 3/4"
2208072	2209072	#72	4 1/16"	5"
2208088	2209088	#88	5 1/16"	6"
2208104	2209104	#104	6 1/16"	7"



- 10 per box

**HOSES & HOSE SPECIALTIES**



**3/4" FHT HOSE CAP**

W-R#		Min	Box
4607002	Lead-Free Brass	12	12
2606002	Brass Plated	12	12
2605002	Plastic	12	12

- Brass hose caps furnished with washer



**3/4" FHT HOSE CAP WITH CHAIN**

W-R#		Min	Box
2607004	Brass	1	12
4607004	Lead-Free Brass	1	12

- Furnished with washer and 6" chain



**HOSE NIPPLES**

**LEAD-FREE**

WR#	Size	Box
4610002	3/4" MH x 3/4" MIP	12
4610004	3/4" MH x 1/2" MIP	12
4610006	3/4" MH x 3/4" MH	12
4610008	3/4" MH x 1/2" MIP x 1/2" SWT	12
4610010	3/4" MH x 3/4" MIP x 1/2" FIP	12



WR#	Size	Box
4610012	3/4" MH x 3/4" FIP	12
4610014	3/4" MH x 1/2" FIP	12



WR#	Size	Box
4610016	3/4" FH x 3/4" FIP	12
4610018	3/4" FH x 1/2" FIP	12
4610020	3/4" FH x 3/4" FH	12



WR#	Size	Box
4610028	3/4" FH x 1/2" MIP	12
4610030	3/4" FH x 3/4" MIP	12
4610032	3/4" FH x 1/2" MIP x 1/2" SWT	12



**SWIVEL HOSE NIPPLES**

**LEAD-FREE**

WR#	Size	Box
4610022	3/4" FH x 3/4" FIP	12
4610024	3/4" FH x 1/2" FIP	12
4610026	3/4" FH x 3/4" FH	12

- All hose nipples are 12 per bag

**HOSES & HOSE SPECIALTIES**



**RUBBER  
HOSE WASHERS**

W-R#		Min	Box
2724002	Bulk	100	100



**INLET HOSE FILTER  
SCREEN**

W-R#		Min	Box
0533002		25	25



**SIAMESE 3/4" HOSE  
CONNECTION WITH  
SHUT OFF**

W-R#		Min	Box
2601002	Die Cast	1	12
4603003	Lead Free Brass	1	12

- For outdoor watering use



**3/4" SIAMESE  
CONNECTION**

W-R#		Min	Box
2602002	Die Cast	1	12
2603002	Brass	1	12

- For outdoor watering use



**FROST PROOF  
SILLCOCK**



W-R#		Min	Box
4407506	12"	1	12

- For outdoor watering use



**HOSE BIBB MOUNTING  
PLATE**

W-R#		Min	Box
0623602	Mounting Plate	1	12

- Zinc-plated steel plate to cover annular space around hose bibbs and sillcocks.

- Mounting hardware included



**3/4" HOSE VACUUM  
BREAKER**



W-R#		Min	Box
0418000	Non-potable	1	12
4418000	Lead Free	1	12
0418500	Plastic	1	12

- With break-off set screw

- FH x MH connection

**HOSES & HOSE SPECIALTIES**



**VANDAL-PROOF  
QUARTER-TURN  
SILLCOCKS**



W-R#		Min	Box
4404002	1/2" IPS	1	12

- For outdoor watering use



**"HOSE-MATE"  
SILLCOCK RETROFIT  
VALVE -LEAD FREE -**



W-R#		Box
RV900LF	3/4 FH Swivel x MH	6

The RV900 "Hose-Mate" is a rugged, machined-brass solution for frozen sillcocks or other hose connections.



**DIE CAST  
VALVE HANDLE**

W-R#		Min	Box
0420002	Square	1	12
0420004	Round	1	12

- 12 pt



**SILLCOCK KEY**

W-R#		Min	Box
0421002	5/16"	1	12
0421000	1/4"	1	12



**4-WAY SILLCOCK KEY**

W-R#		Min	Box
0421004		1	12

- Fits stems 1/4", 9/32", 5/16" and 11/32"



**STOP AND WASTE  
CAPS**

With washer

W-R#		Min	Box
0419006	5/16"	10	10
0419008	3/8"	10	10



**FIRE HYDRANT TO  
3/4"MH ADAPTER**

W-R#		Min	Box
2604002	2 1/2" Hydrant	1	-



**FOAM SILLCOCK  
COVERS**



W-R#		Min	Box
2215002	Soft Foam	1	-
2215004	Hard Foam	1	-

- Sillcock covers provide further insulation and freeze protection in high-draft areas.

**HOSES & HOSE SPECIALTIES**



**5/8" GARDEN HOSES**

W-R#		Min	Box
<b>1803000</b>	50' Tire Cord	1	5
<b>1803002</b>	50' Rubber/Vinyl	1	5
<b>1803006</b>	50' Premium	1	5
<b>1803008</b>	25' Premium	1	5

- Premium Rubber Hoses 1803006 & 8 rated for temperatures up to 180°



**6-SPRAY PISTOL GRIP HOSE NOZZLE**

W-R#	
<b>2609502</b>	7" 6-Pattern Spray

- Durable Metal Construction
- Insulated Handle Grip for hot & cold applications
- Soft Cushioned Grip



**INSULATED PISTOL GRIP HOSE NOZZLE**

W-R#	
<b>2609702</b>	Heavy-Duty Insulated

- Solid Metal Body
- Insulated Handle Grip for hot & cold applications
- Nylon Handle



**BRASS TWIST HOSE NOZZLE**

W-R#	
<b>2609602</b>	7" Brass Twist Nozzle

- Durable Metal Construction
- Insulated Handle Grip for hot & cold applications
- Soft Cushioned Grip



**C.P. ECONOMY PISTOL GRIP HOSE NOZZLE**

W-R#	Min	Box
<b>2609002</b>	1	12



**4" BRASS HOSE NOZZLE**

W-R#	Min	Box
<b>2608002</b>	1	12



**"BIBBLOCK" HOSE BIBB LOCKOUT**

W-R#	Min	Box
<b>2607500</b>	1	-

- Eliminates unauthorized use of water!
- Vandal-proof design!
- Lock sold separately.

**HOSES & HOSE SPECIALTIES**



**WATER HAMMER ARRESTERS**  
- LEAD FREE -



W-R#		Min	Box
4320002	1/2" MIP	1	12
4320004	1/2" Sweat	1	12

- rated to 200 psi




**WATER HAMMER ARRESTER TEES**  
- LEAD FREE -



W-R#	Description	Min
4320010	1/4" OD X 1/4" OD	1
4320012	3/8" OD X 3/8" OD	1
4320014	5/8" OD X 5/8" OD	1

W-R#	Description	Min
4320016	1/2" PEX x 1/2" PEX	1



**WATER HAMMER COMPRESSION \*RETROFIT\* TEES**  
- LEAD FREE -



W-R#	Description	Min
4320020	3/8" OD X 3/8" Female Compression	1

3/8" OD Female connection to fit existing stops



**WATER HAMMER ARRESTER FOR WASHING MACHINE**  
- LEAD FREE -



W-R#	Description	Min
4320030	3/4" FH X 3/4" MH	1

3/4" MH

**HOSES & HOSE SPECIALTIES**

**SEWAGE EJECTOR CHECK VALVE**



W-R#		Min	Box
0414204	1½" I.P.S.	1	24
0414206	2" I.P.S.	1	24
0414208	1 1/2" x 1 1/4"	1	24
0414210	3" w/Cast Iron Body	1	24

**COMPRESSION SEWAGE EJECTOR CHECK VALVE**



W-R#		Min
0414606	2" Compression	1

**"SILENT-CHECK" SEWAGE EJECTOR CHECK VALVE**



W-R#		Min
0414302	1 1/2" Silent Check	1
0414304	2" Silent Check	1



W-R#		Min
0414706	2" Silent Check -Compression-	1



W-R#		Min
0414806	2" Silent Check -True Union-	1



W-R#		Min
0414812	2" Silent Check -True Union- with Ball Valve	1

**HOSES & HOSE SPECIALTIES**



**SUMP PUMP DRAIN HOSE KIT**



W-R#		Min	Box
0810002	1 1/4" X 24'	1	8
0810004	1 1/2" X 24'	1	6
0810010	1 1/2" MIP X 1 1/4" Adapter	1	12

• Included in kit are 24' corrugated plastic hose, 1 1/4" plastic male adapter and stainless clamp, individually packaged.



**GAS RANGE CONNECTOR ADAPTER**

W-R#		Min	Box
0814102	5/8" Flare x 1/2" FIP		25
0814104	5/8" Flare x 3/4" FIP		25
0814106	5/8" Flare x 1/2" MIP		25
0814108	5/8" Flare x 3/4" MIP		25



**STAINLESS STEEL GAS RANGE CONNECTOR**

W-R#		Min	Box
0813004	24"	1	12
0813008	36"	1	12
0813012	48"	1	12
0813014	60"	1	12
0813016	72"	1	12

- 3/4" MIP (1/2" FIP) x 1/2" MIP



**CSA GAS BALL VALVES**

W-R#	Description	Min	Box
0400120	1/2"	12	12
0400122	3/4"	12	12



**HOSES & HOSE SPECIALTIES**



**4" x 8 FOOT  
DRYER VENT KITS**



W-R#	Hose	Hood	Ctn
<b>0811102</b>	Lamaflex®	Metal	8
<b>0811104</b>	Aluminum	Plastic	8
<b>0811108</b>	Aluminum	Metal	8

Hose Types:

"Lamaflex" = Laminated aluminum ducting  
 "Aluminum" = corrugated flexible aluminum



**DRYER VENT HOSE**



W-R#	Size	Hose	Ctn
<b>0812001</b>	4" x 8'	Lamaflex®	10
<b>0812007</b>	4" x 20'	Lamaflex®	6
<b>0812005</b>	4" x 50'	Lamaflex®	1

<b>0812003</b>	4" x 8'	Aluminum	10
----------------	---------	----------	----



**REPLACEMENT HOOD  
ONLY**



W-R#	Size	Ctn
<b>0811005</b>	4" White Plastic	6
<b>0812010</b>	4" Metal	6



**4" VENT HOSE  
COUPLING**



W-R#	Size	Ctn
<b>0812020</b>	4"	6



**DRYER VENT CLAMP**



W-R#	Size	Ctn
<b>0812008</b>	4"	12



**LINT TRAP  
INDOOR DRYER  
VENT KIT**



W-R#	Size	Ctn
<b>0811012</b>	Lamaflex® Hose	12

- 4" x 5' hose  
 - For use on electric dryers only

**HOSES & HOSE SPECIALTIES**



**PLASTIC  
ICE MAKER KITS  
- LEAD FREE -**

**LEAD-FREE**

W-R#		Min	Box
4816002	Deluxe	1	24

- Contains valve, compression elbow, and extra fittings.

W-R#		Min	Box
4816004	Economy	1	24

- Valve with 3/8" O.D. coupling.



**COPPER  
ICE MAKER KITS  
- LEAD FREE -**

**LEAD-FREE**

W-R#		Min	Box
4816006	15 Foot	1	36
4816008	25 Foot	1	36

- Contains compression elbow, and extra fittings to cover every installation contingency.



**ELBOW FOR ICE MAKER  
& DISHWASHER  
- LEAD FREE -**

**LEAD-FREE**

W-R#		Box
4816010	1/4"OD x 3/4 FHT	6
4816020	3/8"OD x 3/4 FHT	6




**SELF-TAPPING  
SADDLE VALVES  
- LEAD FREE -**

**LEAD-FREE**

W-R#	Description	Min	Box
4415004	Hollow Needle	1	50
4415002	Solid Needle	1	50

- Connects 1/4" ice makers & water filters to copper tubing from 3/8" to 1 3/8".



**NEEDLE VALVES  
- LEAD FREE -**

**LEAD-FREE**

W-R#	Description	Min	Box
4415006	1/4" OD X 1/4" OD	1	12
4415008	3/8" OD X 3/8" OD	1	12

**HOSES & HOSE SPECIALTIES**



**WATER FILTRATION PRODUCTS**

W-R#	Description	Box
<b>0590002</b>	10" Nylon-Wound	12
<b>0590004</b>	10" Poly-Groove	12

- 5 Micron filters
- Protects against rust, sediment, silt & rust



**SINGLE-LEVER WASHING MACHINE VALVE BOXES**



W-R#		Min	Box
<b>0431006</b>	Single Lever	1	10

- Sweat Connection



**1/4 TURN BALL VALVE WASHING MACHINE BOX**



W-R#		Min	Box
<b>0431008</b>	1/4 Turn Valves	1	10

- PVC Box with nailing brackets
- 1/4 Turn Brass Ball Valves
- IPS x SWT Connections



**1/4 TURN STOP ICE-MAKER BOX - LEAD FREE -**



W-R#		Min	Box
<b>4430006</b>	1/4 Turn Stop	1	10

- PVC Box with nailing brackets
- 1/4 Turn Compression Stop
- IPS x SWT Connection



**SNAP-IN PLASTIC ACCESS PANELS**

W-R#		Min	Box
<b>2213002</b>	6" X 9"	1	12
<b>2213004</b>	8" X 8"	1	12
<b>2213006</b>	14" x 14"	1	12

**CROWN "JEWEL" PRERINSE  
FAUCET PARTS**



**SPRAY VALVE  
ASSEMBLY**

W-R#	Description	Min.	Box
------	-------------	------	-----

<b>CJ001</b>	Spray Valve	1	1
<ul style="list-style-type: none"> <li>- Heavy pattern</li> <li>- Chrome-plated brass body</li> <li>- Plastic handle</li> <li>- Individually boxed</li> <li>- Comparable to OEM# B-107</li> </ul>			



**REPLACEMENT  
BONNET ASSEMBLY  
FOR PRE-RINSE**

W-R#	Description	Min.	Box
------	-------------	------	-----

<b>CJ003</b>	Bonnet	1	1
<ul style="list-style-type: none"> <li>- Heavy pattern CP brass</li> <li>- Comparable to OEM#2856-40</li> <li>- Individually bagged</li> </ul>			



**REPLACEMENT HOSE  
FOR PRE-RINSE**

W-R#	Description	Min.	Box
------	-------------	------	-----

<b>CJ101</b>	44" Hose	1	1
<ul style="list-style-type: none"> <li>- Flexible Stainless Steel Hose</li> <li>- Heavy duty black plastic handle</li> <li>- Comparable to OEM# B-0044-H</li> </ul>			



**REPLACEMENT  
HANDLES FOR  
PRE-RINSE**

W-R#	Description	Min.	Box
------	-------------	------	-----

<b>CJ302</b>	fits Eterna	1 pr.	1
<ul style="list-style-type: none"> <li>- Furnished with index buttons</li> <li>- Comparable to OEM# 1636-45 &amp; 1637-45</li> </ul>			



**REPLACEMENT STEM  
& BARREL FOR  
PRE-RINSE  
- LEAD FREE -**



W-R#	Description	Min.	Box
------	-------------	------	-----

<b>CJ401HLF</b>	Hot	1	1
- Comparable to OEM# 788-20/811-25			
<b>CJ401CLF</b>	Cold	1	1
- Comparable to OEM# 789-20/812-25			



**REPLACEMENT  
SPINDLE ASSEMBLY  
FOR PRE-RINSE  
- LEAD FREE -**



W-R#	Description	Min.	Box
------	-------------	------	-----

<b>CJ500HLF</b>	Hot	1	1
- Comparable to OEM# 2714-40			
<b>CJ500CLF</b>	Cold	1	1
- Comparable to OEM# 2713-40			

**STRAINERS & DRAINS**



**HEAVY DUTY CP  
CAST BRASS  
DUO STRAINER**

W-R#	Description	Min.	Box
0515004	CP Brass Duo	1	50

- Extra heavy cast brass construction with a mirror finish chrome plate. This is a top quality strainer, utilizing a machined, chrome plated brass seat, for a superior seal.
- Similar to KOHLER strainer.



**ECONOMY BRASS  
DUO STRAINER**



W-R#	Description	Min.	Box
0515020	Economy Brass	1	50

- 4½" dia. to fit 3½" drilling. Regular pattern.
- Zinc die cast locknut.



**STAINLESS STEEL  
DUO STRAINER**

W-R#	Description	Min.	Box
0515002	S.S. Duo	1	50

- 4½" dia. to fit 3½" drilling. Regular pattern.
- Zinc die cast locknut.



**DEEP-CUP STAINLESS  
STEEL DUO STRAINER**

W-R#	Description	Min.	Box
0515006	Deep Cup Duo	1	50

- Die cast nuts
- Regular "plug&pin" stopper



**"TWIST-AND-LOCK"  
STAINLESS STEEL  
DUO STRAINER**

W-R#	Description	Min.	Box
0515008	Twist-N-Lock	1	50

- 4½" dia. to fit 3½" drilling.
- Basket threads into base of strainer to create a more positive seal

**STRAINERS & DRAINS**



**REPLACEMENT BASKET STRAINER WITH CP BRASS STOPPER**

W-R#	Description	Min.	Box
0518500	Fits Am. Std.	1	50



**REPLACEMENT BASKET STRAINER WITH SINGLE-PRONG**

W-R#	Description	Min.	Box
0519002	Single-prong	1	50



**REPLACEMENT BASKET STRAINER WITH RUBBER STOPPER**

W-R#	Description	Min.	Box
0517002	Plastic Pin	1	50



**DUO STRAINER WASHER**

W-R#	Description	Min.	Box
2713002	Rubber	25	25
2713004	Metal	12	12

- 4 3/8" x 3 3/8"



**DUO STRAINER LOCKNUT**

W-R#	Description	Min.	Box
0907002	Die Cast Nut	1	12



**CHROME-PLATED LARGE FLAT SINK PLUG**

W-R#	Description	Min.	Box
0513002	Sink Plug	1	50

- 4 1/2" diameter  
- fits 1 7/8" drilling



**DUPLEX SINK STRAINER WITH GRID**

W-R#	Description	Min.	Box
0508002	CP Brass	1	12
0509002	Stainless Steel	1	12

**DUPLEX WASH TRAY PLUG WITH STOPPER**

W-R#	Description	Min.	Box
0511002	CP Brass	1	12
0512002	Stainless Steel	1	12

- 2 7/8" dia. to fit 1 7/8" drilling.

**STRAINERS & DRAINS**



**STAINLESS STEEL  
JUNIOR DUO STRAINER**

W-R#	Description	Min.	Box
0505002	Jr. Duo	1	12

• 2<sup>7</sup>/<sub>8</sub>" dia. to fit 1<sup>7</sup>/<sub>8</sub>" drilling



**DEEP BASKET JUNIOR  
DUO STRAINER**

W-R#	Description	Min.	Box
0505004	Deep Jr. Duo	1	12



**REPLACEMENT BASKET  
FOR JUNIOR DUO**

W-R#	Description	Min.	Box
0506002	Jr. Duo Basket	1	12
0505003	Deep Jr. Duo Basket (2")	1	12



**3" LONG SHANK  
BRASS SINK PLUG**

W-R#	Description	Min.	Box
0506500	3" Brass Plug	1	5

• 3"OD x 1<sup>1</sup>/<sub>2</sub>"ID x 3" long  
• Ideal for old cast iron installations  
• Furnished with locknut & rubber washer



**1" BRASS BAR PLUG**

W-R#	Description	Min.	Box
0504002	1 1/2"	1	6
0504006	1 1/2" w/tail	1	6
0504004	3"	1	6
0504008	3" w/tail	1	6



**1"OD TAIL FOR BAR  
PLUG**

W-R#	Description	Min.	Box
0504102	1"OD x 2"	1	6



**CAST IRON  
SINK COLLARS**

W-R#	Description	Min.	Box
0509500	2"ID	1	12

- 3 1/2" between centers

**STRAINERS & DRAINS**



**1 1/4" BRASS  
POP-UP WASTE  
ASSEMBLY**

W-R#	Description	Min.	Box
1405002	Chrome	1	25
1405003	Polished Brass	1	25



**CHROME-PLATED  
CAST BRASS  
GRID DRAIN**

W-R#	Description	Min.	Box
0512500	1 1/4" Grid Drain	1	25

- 1 1/4" X 6", 17 gauge tailpiece



3 piece design

**CHROME-PLATED  
CAST BRASS  
OFFSET  
1 1/4" GRID DRAIN**

W-R#	Description	Min.	Box
0512508	Offset	1	25

- Cast Brass strainer & elbow
- 17 gauge offset tubular brass tailpiece



5/8" OD

1 1/4"      1 1/2"

**CHROME-PLATED  
TUBULAR  
TRAP PRIMER  
TAILPIECES**

W-R#	Description	Box
0117202	1 1/4" X 8" Fine Thread	25
0117204	1 1/2" X 8" Direct Connect	25

- 17 gauge tubular brass
- One piece construction
- Meets Dade County building code



**CHROME-PLATED CAST  
BRASS P.O. PLUG**

W-R#	Description	Min.	Box
0503000	1 1/4" PO Plug	1	12

- 4" 20 gauge tailpiece
- P.O. plugs have overflow holes



**STRAINERS & DRAINS**



**CHROME-PLATED  
TUBULAR BRASS  
P.O. PLUG**

Size	One-Piece	Two-Piece
1¼"x12"	<b>0501006</b>	<b>0502006</b>

- Chrome-plated tubular brass
- P.O. plugs have overflow holes



**CHROME-PLATED  
TUBULAR BRASS  
C.O. PLUG**

W-R#	Description	Min.	Box
<b>0503002</b>	1 1/4" CO Plug	1	12

- Chrome-plated tubular brass
- C.O. plugs do not have overflow holes



**MACK WASHER**

W-R#	Description	Min.	Box
<b>2719002</b>	1¼" Basin	12	12
<b>2719004</b>	1½" Bath	12	12



**NICKEL-PLATED STEEL  
KETCHALL STRAINER**

W-R#	Description	Size	Min.
<b>0528002</b>	Sink	1 7/8"	10
<b>0528004</b>	Basin	1 1/4"	10
<b>0528006</b>	Wash Tray	1 1/2"	10



**KETCHALL SINK  
STRAINER WITH POST**

W-R#	Description	Size	Min.
<b>0528008</b>	Sink w/post	1 7/8"	10



**STAINLESS STEEL  
MESH STRAINER**

W-R#	Size	Min.	Box
<b>0529502</b>	4 3/8"	10	10
<b>0529504</b>	2 3/4"	10	10
<b>0529506</b>	2 1/8"	10	10



**DRAIN PROTECTOR**

W-R#	Size	Min.	Box
<b>0532002</b>	3" Perforated Steel Strainer	12	12

**STRAINERS & DRAINS**



**CHROME-PLATED STEEL  
FLAT STRAINERS**

W-R#	Size (OD)	Min.	Box
0525004	1 1/2"	10	10
0525006	1 5/8"	10	10
0525012	2 3/4"	10	10



**CHROME-PLATED STEEL  
THREE-PRONG  
STRAINERS**

W-R#	Description	Min.	Box
0526002	1 5/8"	12	12
0526004	1 7/8"	12	12



**CHROME-PLATED STEEL  
SHOULDER STRAINER**

W-R#	Description	Min.	Box
0527004	2 3/4" x 1/4"	12	12



**YELLOW PVC TAILPIECE  
CHECKVALVE**


W-R#	Description	Min.	Box
0414502	PVC Checkvalve	1	24

- Fits 1 1/2" Tailpiece
- Used to prevent backflow into sink from dishwashers, etc.



**LAVATORY POP-UP  
STOPPERS**

W-R#	Description	Top	Length
1304718	American Standard	1 1/2"	4 5/8"
1673006	Delta	1 3/8"	5 1/8"
1304716	Gerber	1 5/16"	4 1/8"
1304714	Moen	1 1/4"	4 7/8"
1304720	Pr.-Pfister	1 3/16"	3 9/16"



**STRAINERS & DRAINS**



**CHROME-PLATED  
SHOWER STALL  
STRAINER**

W-R#	Description	Min.	Box
0522002	1 1/2" Die Cast	1	12
0522004	1 1/2" Brass	1	12
0522006	2" Die Cast	1	12
0522008	2" Brass	1	12



**GALVANIZED RUNNING  
THREAD NIPPLES**

W-R#	Description	Min.	Box
0623000	2" x 6"	1	12
0910002	2" Wide Flange Brass Locknut	1	12



**CHROME-PLATED  
BRASS URINAL  
STRAINER**

W-R#	Description	Min.	Box
0521002	2" IPS	1	24
0521004	2" DWV	1	24



**EXTRA-LONG BRASS  
URINAL/SHOWER  
STRAINER**

3 1/2"

W-R#	Description	Min.	Box
0521020	2" IPS	1	24

- For use on extra-thick mud/tile jobs
- Overall spud length of 2 1/2"



**CHROME-PLATED  
SHOWER STALL GRID**

W-R#	Description	Min.	Box
0530002	3 1/2" OD	12	12

- fits urinal strainers
- 2 3/4" between holes



**NO-CAULK SHOWER  
DRAINS WITH  
STAINLESS-STEEL GRID**

W-R#	Description	Min.	Box
0523004	2" Brass	1	24
0523005	2" PVC	1	24

- Includes jiffy joint, locking ring, & wrench

Includes locking ring & wrench

**STRAINERS & DRAINS**



**2" PVC SHOWER DRAINS**

W-R#	Connection	Grid	Min.	Box
0523002	Jiffy Joint	PVC	1	24
0523030	Jiffy Joint	S.S.	1	24
0523031	Solvent	S.S.	1	24



**PVC TWO-PIECE SHOWER STALL DRAINS**

W-R#	Description	Min.	Box
0523040	2" Sch.40	1	12

- Connection: 2"  
 - Grid Diameter: 4 1/4"  
 - Height: 3"



**PVC GENERAL PURPOSE DRAINS**

W-R#	Description	Min.	Box
0523050	2" Sch. 40	1	12
0523052	3" Sch. 40	1	12

0523050: 4 1/4"OD x 2" H  
 0523052: 5 3/16"OD x 2 1/4" H



**SHOWER PAN LINER DRAIN WITH HEAVY CHROME-PLATED BRASS STRAINER**

W-R#	Description	Min.	Box
0523014	2" Solvent	1	12




**SHOWER PAN LINER DRAIN WITH STAINLESS STEEL STRAINER - STANDARD -**

W-R#	Description	Min.	Box
0523000	2" Solvent	1	12



**SHOWER PAN LINER DRAIN WITH STAINLESS STEEL STRAINER - LOW PROFILE -**

W-R#	Description	Min.	Box
0523007	2" Solvent	1	12
0523006	2" Jiffy Joint	1	12



Jiffy Joint Connection

**STRAINERS & DRAINS**



**HEAVY CHROME-PLATED BRASS SHOWER STRAINER GRID**

W-R#	Description	Min.	Box
0523022	CP Brass	1	12

- Fits 0523012 & 0523014



**REPLACEMENT SNAP-IN GRID FOR SHOWER DRAINS**

W-R#	Description	Min.	Box
0523032	Stainless Steel	1	12

- 4" OD



**JIFFY JOINT FOR SHOWER DRAINS**

W-R#	Description	Min.	Box
0523010	2" IPS	1	12



**STAINLESS STEEL FLOOR DRAIN COVERS**

W-R#	Description	Min.	Box
0541002	2" Floor Drain	1	12
0541004	3" Floor Drain	1	12
0541006	4" Floor Drain	1	12



**GALVANIZED STEEL CESSPOOL PLATES**

W-R#	Description	Min.	Box
2210006	6" x 6"	1	10
2210008	8" x 8"	1	10
2210010	10" x 10"	1	10
2210012	12" x 12"	1	10



**GALVANIZED FLOODSTOPPER**

W-R#	Description	Min.	Box
2535004	3" Floor Drain	1	12
2535006	4" Floor Drain	1	12



**SURESEAL® TRAP SEAL INSERTS**



W-R#	Description	Min
2536002	2" SS2009V	1
2536004	3" SS3009V	1
2536008	4" SS4009V	1

**WASTES & DRAINS**



**BRASS  
SWIVEL TRAPS  
L.A. PATTERN**

W-R#	Size	Finish	Cleanout?
1212002	1 1/2" x 1 1/4"	RB	Less C/O
1212004	1 1/2" x 1 1/4"	RB	With C/O
1212010	2" x 1 1/2"	RB	With C/O
1212000	1 1/2"	RB Sweat	Less C/O
1212006	1 1/2" x 1 1/4"	CP	Less C/O
1212008	1 1/2" x 1 1/4"	CP	With C/O



**N.Y. REGULATION  
TRAP**

W-R#	Size	Finish	Cleanout?
1214004	1 1/2"	CP	With C/O
1214006	2 x 1 1/2"	RB	With C/O



**BRASS TRAP  
CLEANOUT PLUG**

W-R#	Size	Finish	Min	Box
1217006	1 1/4"	CP	1	12

- Fits most cast brass LA & NY regulation traps



**BRASS TUBULAR  
"P" TRAPS**

Traps less cleanout: 22 ga  
Traps with cleanout: 20 ga

W-R#	Size	Finish	Cleanout?
1205006	1 1/4"	CP	Less C/O
1205008	1 1/2"	RB	Less C/O
1205012	1 1/2"	CP	Less C/O
1206008	1 1/2"	CP	With C/O
1205013	1 1/2"	17g CP	Less C/O



**MILWAUKEE UTILITY  
TRAP**

W-R#	Size	Finish	Cleanout?
1201004	1 1/2"	CP	Less C/O

- 20 gauge

**WASTES & DRAINS**



**BRASS TUBULAR  
"J" BENDS**

W-R#	Size	Finish	Min	Box
<b>1210010</b>	1 1/2"	CP	1	12

- 22 gauge



**BRASS TUBULAR  
"S" TRAP**

W-R#	Size	Finish	Cleanout?
<b>1203002</b>	1 1/4"	CP	Less C/O
<b>1203010</b>	1 1/2"	CP	Less C/O

- 22 gauge



**"CROWN" RUBBER  
TRAP PLUG**



Carded#	Bulk#	Description	Size
<b>1218002</b>	--	Assorted	
<b>1218004</b>	<b>1218010</b>	Small	3/4"
<b>1218006</b>	<b>1218012</b>	Large	7/8"
<b>1218008</b>	<b>1218014</b>	Jumbo	1 1/16"



**WASTE BENDS  
-SLIP JOINT-  
22 GAUGE**

W-R#	Size	Finish	Min	Box
<b>0101002</b>	1 1/2" x 6"	RB	1	25
<b>0101004</b>	1 1/2" x 8"	RB	1	25
<b>0101008</b>	1 1/2" x 12"	RB	1	25
<b>0101048</b>	1 1/2" x 12"	CP	1	25
<b>0101012</b>	1 1/2" x 18"	RB	1	25
<b>0101016</b>	1 1/2" x 24"	RB	1	25



**WASTE BENDS  
-DIRECT CONNECTION-  
22 GAUGE**

W-R#	Size	Finish	Min	Box
<b>0102008</b>	1 1/2" x 12"	RB	1	25
<b>0102016</b>	1 1/2" x 24"	RB	1	25



**FLANGED TAILPIECE  
22 GAUGE**

W-R#	Size	Finish	Min	Box
<b>0104004</b>	1 1/2" x 6"	RB	1	25
<b>0104006</b>	1 1/2" x 8"	RB	1	25
<b>0104030</b>	1 1/2" x 8"	CP	1	25
<b>0104010</b>	1 1/2" x 12"	RB	1	25
<b>0104034</b>	1 1/2" x 12"	CP	1	25
<b>0104012</b>	1 1/2" x 18"	RB	1	25

**WASTES & DRAINS**



**SLIP-JOINT  
EXTENSION TUBE  
22 GAUGE**

W-R#	Size	Finish	Min	Box
0108018	1 1/4" x 6"	CP	1	25
0108020	1 1/4" x 8"	CP	1	25
0108024	1 1/4" x 12"	CP	1	25
0108032	1 1/2" x 12"	CP	1	25
0108016	1 1/2" x 12"	RB	1	25



**EXTENSION TUBE  
22 GAUGE**

W-R#	Size	Finish	Min	Box
0107016	1 1/2" x 12"	RB	1	25
0107040	1 1/4" x 12"	CP	1	25



**THREADED TUBES  
(T.B.E.'S)**

W-R#	Size	Finish	Gauge
0109030	1 1/4" x 8"	CP	20
0109008	1 1/4" x 12"	RB	20
0109034	1 1/4" x 12"	CP	20
0109054	1 1/4" x 12"	CP	17
0109044	1 3/8" x 12"	CP	20
0109016	1 1/2" x 12"	RB	20
0109042	1 1/2" x 12"	CP	20



**8" REDUCING  
TAILPIECE**

W-R#	Size	Finish	Gauge
0106002	1 1/2" Fine x 1 1/4"	CP	17



**PLUMBEREX®  
ADA-APPROVED  
UNDERSINK  
PROTECTIVE COVERS**



Easy to install Velcro closure

W-R#	Description	Min	Box
1863002	White Trap Gear	1	6

- "Trap Gear" set includes covers for trap, 2 stops, and 2 risers.
- Vinyl cover insulates P-trap & risers to make existing installation ADA compliant.



**WASTES & DRAINS**



**LONG-SWEEP  
DISHWASHER  
TAILPIECE**

W-R#	Size	Finish	Min	Box
0117022	1 1/2" x 8"	RB	1	25
0117024	1 1/2" x 10"	RB	1	25
0117026	1 1/2" x 12"	RB	1	25

- 22 gauge



**HEAVY-DUTY  
3-PIECE DISHWASHER  
TAILPIECE**



W-R#	Size	Finish	Min	Box
0117050	1 1/2" x 12"	RB	1	25

- 3 piece design  
- Brass slipnut  
- 1/2" CTS inside, 3/4" CTS outside connection



**CAST BRASS WASHING  
MACHINE TEE  
- SLIP JT. -**

W-R#	Side Outlet	Min	Box
1512002	3/4" MIP x 1/2" FIP	1	10
1512004	3/4" MH x 1/2" SWT	1	10



**CAST BRASS WASHING  
MACHINE TEE  
- THREADED -**

W-R#	Size	Finish	Min	Box
1511002	3/4" MIP x 1/2" FIP		1	10
1511004	3/4" MH x 1/2" SWT		1	10



**DOUBLE OFFSET**

W-R#	Size	Finish	Min	Box
0115002	1 1/4"	RB	1	25
0115006	1 1/4"	CP	1	25
0115004	1 1/2"	RB	1	25
0115008	1 1/2"	CP	1	25

- 22 gauge



**SINK FUNNEL**

W-R#	Size	Finish	Min	Box
0110004	1 1/2" x 8"	RB	1	25



**CAST IRON  
SINK COLLARS**

W-R#	Description	Min.	Box
0509500	2"ID	1	12

- 3 1/2" between centers

**WASTES & DRAINS**



**CHROME-PLATED  
SLIP-JOINT ELBOW**

W-R#	Size	Finish	Min	Box
0112024	1 1/4" x 6"	CP	1	12
0112026	1 1/4" x 8"	CP	1	12
0112030	1 1/4" x 12"	CP	1	12

- 22 gauge



**TANK ELBOW**

W-R#	Size (A-B-C)	Finish	Min	Box
0113002	2" x 4" x 6"	CP	1	6
0113004	2" x 5" x 7"	CP	1	6
0113006	2" x 6" x 8"	CP	1	6

- 22 gauge



**FLANGED  
COVER TUBE**

W-R#	Size	Finish	Min	Box
0116002	2"OD x 6"	CP	1	25

- Fit over 1 1/2" IPS Pipe for use as a bell escutcheon  
- 22 gauge



**DOUBLE SLIP  
COUPLING**

W-R#	Size	Finish	Min	Box
1501002	1 1/4"	CP	1	6
1501004	1 1/2"	CP	1	6



**DOUBLE SLIP  
90° ELBOW**

W-R#	Size	Finish	Min	Box
1502002	1 1/4"	CP	1	6
1502004	1 1/2"	CP	1	6
1502008	1 1/2"	RB	1	6



**DOUBLE SLIP  
45° ELBOW**

W-R#	Size	Finish	Min	Box
1506002	1 1/4"	CP	1	6
1506004	1 1/2"	CP	1	6



**SLIP TEE**

W-R#	Size	Finish	Min	Box
1504004	1 1/2"	CP	1	6
1504008	1 1/2"	RB	1	6

**WASTES & DRAINS**



**TEE AND TAILPIECE**

W-R#	Size	Finish	Min	Box
1508002	1½"	RB	1	6



**TWIN ELBOW**

W-R#	Size	Finish	Min	Box
1509002	1½"	RB	1	6



**GROUND JOINT CONNECTIONS  
(DESANCO FITTINGS)**

W-R#	Size	Box
1510004	1 1/4"OD x 1 1/4" Male	25
1510006	1 1/4"OD x 1 1/2" Male	25
1510002	1 1/2"OD x 1 1/2" Male	25
1510000	1 1/2"OD x 1 1/2" Male x Swt	25

- Furnished with nylon slip joint washers

1510008	1 1/4"OD x 1 1/4" Female	25
1510009	1 1/4"OD x 1 1/2" Female	25
1510010	1 1/2"OD x 1 1/2" Female	25



**COPPER x MALE TRAP ADAPTER**

W-R#	Size	Box
2104006	1½" Sweat x 1½" MIP	25

- For 1 1/2" Copper Pipe



**TUBULAR SWEAT RINGS**

W-R#	Size	Finish	Min	Box
2110004	1½" Tubular x 1¼" Male			25
2110006	1½" Tubular x 1½" Male			25



**BLANK CAPS**

W-R#	Size	Finish	Min	Box
0914002	1½"	CP	10	10

**WASTES & DRAINS**



Zinc Die-Cast

**DIE-CAST SLIPNUTS**

Size	Brass-plated	Chrome-plated	Box
1 1/4" x 1 1/4"	<b>0901002</b>	<b>0902002</b>	25
1 1/2" x 1 1/2"	<b>0901004</b>	<b>0902004</b>	25
1 1/2" x 1 1/4"	<b>0901006</b>	<b>0902006</b>	25
1 1/2" x 1 3/8"	<b>0901008</b>	<b>0902008</b>	25
2" x 2"	<b>0901010</b>	<b>0902010</b>	10
2" x 1 1/2"	-	<b>0902012</b>	10



Solid Brass

**SOLID-BRASS SLIPNUTS**

Size	Rough Brass	Chrome-plated	Box
1 1/4" x 1 1/4"	<b>0903002</b>	<b>0904002</b>	25
1 1/2" x 1 1/2"	<b>0903004</b>	<b>0904004</b>	25
1 1/2" Heavy	<b>0903007</b>	-	25
1 1/2" x 1 1/4"	<b>0903006</b>	<b>0904006</b>	25
1 1/2" x 1 3/8"	<b>0903010</b>	<b>0904010</b>	10
2" x 2"	<b>0903008</b>	<b>0904008</b>	10



**1 1/2" PVC SLIPNUT**

W-R#	Size	Min	Box
<b>1109508</b>	1 1/2" PVC	25	25



**TWO-PIECE PVC SLIPNUTS**

W-R#	Size	Min	Box
<b>0905002</b>	1 1/4"	1	1
<b>0905004</b>	1 1/2"	1	1

- Replace broken slipnuts quickly and easily.



**1 1/2" PVC P-TRAP WITH ADAPTER**

W-R#	Size	Min	Box
<b>1101002</b>	1 1/2" P-Trap	1	25



**PVC P-TRAPS LESS ADAPTER**

W-R#	Size	Min	Box
<b>1101004</b>	1 1/4" P-Trap	1	25
<b>1101003</b>	1 1/2" P-Trap	1	25



**PVC S-TRAPS**

W-R#	Size	Min	Box
<b>1104004</b>	1 1/4" S-Trap	1	12
<b>1104002</b>	1 1/2" S-trap	1	12

**WASTES & DRAINS**



**1 1/2" X 16" PVC  
END-OUTLET WASTES**

W-R#	Size	Min	Box
1105002	Slip Joint	1	12



**1 1/2" X 16" PVC  
CENTER-OUTLET  
WASTES**

W-R#	Size	Min	Box
1105006	Slip Joint	1	12



**1 1/2" X 15"  
PVC WASTE ARMS**

W-R#	Size	Min	Box
1108005	Slip Joint	1	25
1108006	Direct Connect	1	25



**1 1/2" PVC OFFSET**

W-R#	Size	Min	Box
1108202	Offset	1	25



**1 1/2" PVC SLIP  
ELBOWS**

W-R#	Size	Min	Box
1109002	90° Elbow	1	25
1109004	45° Elbow	1	25



**1 1/2" PVC SLIP  
COUPLING**

W-R#	Size	Min	Box
1109006	Coupling	1	25



**1 1/2" PVC SLIP TEE**

W-R#	Size	Min	Box
1109008	Tee	1	25



**1 1/2" PVC FLANGED  
TAILPIECE**

W-R#	Size	Min	Box
1110010	1 1/2" X 12"	1	25

**WASTES & DRAINS**



**1 1/2" PVC SLIP  
EXTENSION TUBE**

W-R#	Size	Min	Box
1114006	1 1/2" X 12"	1	25




**1 1/2" X 8" PVC BRANCH  
TAILPIECES**

W-R#	Size	Outlet	Min	Box
1116004	Slip Joint		1/2	25
1116006	Direct Connect		1/2	25



**FLEXIBLE TAILPIECES**

W-R#	Size	Min	Box
1661002	1 1/4" Slip	1	25
1661000	1 1/2" Slip	1	25
1661004	1 1/2" Direct Connect	1	25



**3/4" PVC  
CONDENSATE TRAPS**

W-R#	Size	Min	Box
1207002	P-Trap	1	12
1207004	Running Trap	1	12



**E-Z TRAP® CLEAR  
CONDENSATE TRAPS**

W-R#	Size	Min
1207052	3/4" EZTrap EZT-113	1
1207090	Brush for EZ EZT-406	1

- EZ Traps



**TERMINATION VENT  
WITH 304SS SCREEN**

W-R#	Description	Min	Box
2202050	2"	1	10
2202052	3"	1	10
2202054	4"	1	10
2202056	6"	1	10
2202060	1"	1	10



Patent# D715,409


- Push into hub for easy flush installation.
- Patented condensate channel prevents buildup & freezing

**WASTES & DRAINS**



**LEAD FITALL PLUG**

W-R#	Size	Min	Box
2424002	2"	1	24
2424004	2½"	1	24
2424006	3"	1	24
2424008	3½"	1	24
2424010	4"	1	24
2424012	4½"	1	24
2424014	5"	1	24
2424016	5½"	1	24
2424018	6"	1	24



**RAISED-HEAD BRASS PLUGS  
-SOUTHERN CODE-**

W-R#	Size	Min	Box
2424200	1 1/2"	1	12
2424202	2"	1	12
2424204	2½"	1	12
2424206	3"	1	12
2424208	3½"	1	12
2424210	4"	1	12
2424214	6"	1	12



**COUNTERSUNK HEAD BRASS PLUGS  
-SOUTHERN CODE-**

W-R#	Size	Min	Box
2424300	1 1/2"	1	12
2424302	2"	1	12
2424304	2½"	1	12
2424306	3"	1	12
2424308	3½"	1	12
2424310	4"	1	12
2424314	6"	1	12



**STAINLESS STEEL EXTENSION COVER PLATES**

W-R#	Size	Min	Box
2424404	4"	1	12
2424406	5"	1	12
2424408	6"	1	12
2424410	8"	1	1

**4" EXTENSION COVER SCREW**

2424502	4" Screw	12	12
---------	----------	----	----



**CHROME-PLATED BRASS TRAP COVERS**

W-R#	Size	Min	Box
2211004	5¾" Raised	1	12
2211002	5¾" Flat	1	12

**WASTES & DRAINS**



**PVC TERMINATION SCREEN**

W-R#	Description	Min.	Box
2202010	2" Screen	1	12
2202012	3" Screen	1	12



**FRESH AIR PLATE**

W-R#	Description	Min.	Box
2202002	7" Diameter	6	6

- Galvanized Steel

**CLAMP FOR FRESH AIR PLATE**



W-R#	Description	Min.	Box
2203004	Spring clamp	1	6



**PVC KNOCK-OUT TEST CAPS**

W-R#	Size	Min	Box
1836002	1 1/2"	10	10
1836004	2"	10	10
1836006	3"	10	10
1836008	4"	10	10



**RED-RUBBER TEST PLUG**



Unique flanged design

W-R#	Size	Min	Box
1837200	1 1/2"	1	25
1837202	2"	1	25
1837204	3"	1	25
1837206	4"	1	25



**MARQ-2 TEST CAP**



W-R#	Size	Min	Box
1837400	1 1/2"	1	25
1837402	2"	1	25
1837404	3"	1	25
1837406	4"	1	25



**ECONO-PLUGS**

W-R#	Size	Min	Box
1837220	1 1/2"	1	25
1837222	2"	1	25
1837224	3"	1	25
1837226	4"	1	25
1837228	6"	1	25



**ECONO-CAPS**

W-R#	Size	Min	Box
1837502	1 1/2"	1	25
1837504	2"	1	25
1837506	3"	1	25
1837508	4"	1	25



**WASTES & DRAINS**



**“CROWN” RUBBER TRAP PLUG**



Carded#	Bulk#	Description	Size
1218002	--	Assorted	
1218004	1218010	Small	3/4"
1218006	1218012	Large	7/8"
1218008	1218014	Jumbo	1 1/16"



**CAST IRON WING NUT TEST PLUG**

W-R#	Size	Min	Box
1837002	2"	1	10
1837004	3"	1	10
1837006	4"	1	6
1837008	5"	1	4
1837010	6"	1	2



**INFLATABLE TEST BALLS**

W-R#	Size	Min	Box
1833004	2"	1	6
1833006	3"	1	4
1833008	4"	1	2

Max. Air Pressure: 13 psi  
 Max. Water Pressure: 30 ft



**PNEUMATIC TEST PLUGS**

W-R#	Size	Water Head	Min	Box
1832002	2"	30 Feet	1	6
1832004	3"	30 Feet	1	4
1832006	4"	30 Feet	1	2

- Pneumatic Plug threads into test tee to prevent spillage or loss of plug.



**GAS PROVING PUMP**

W-R#	Size	Min	Box
1838002	60 psi	1	12



**PUMP EXTENSION HOSES**

W-R#	Size	Min	Box
1838502	2 ft	1	6
1838504	3 ft	1	6


**WAL-RICH SHOWER PAN LINER**

Wal-Rich Shower Pan Liner is a blue **40-mil PVC sheet membrane** used in concealed waterproofing applications.

Its primary use is in tile shower installation, and may also be used to waterproof decks, steam rooms, gang showers, reflecting pools, and fountains. Its flexibility and ease of use makes it a great alternative to sheet lead and copper.

Wal-Rich Shower Pan Liner exceeds the standards established in **ASTM D4551-01** for Vinyl Pan Liners and is IAPMO-approved.


Available in 4', 5', and 6' widths, and 40 foot and 100 foot lengths.



**40 MIL SHOWER PAN LINER**



W-R#	Size	Sq.Ft.	Weight
<b>1920008</b>	4' x 40'	160	45 lbs.
<b>1920010</b>	5' x 40'	200	60 lbs.
<b>1920012</b>	6' x 40'	240	70 lbs.
<b>1920014</b>	4' x 100'	400	128 lbs.
<b>1920016</b>	5' x 100'	500	155 lbs.
<b>1920018</b>	6' x 100'	600	175 lbs.



**PREFAB PAN-LINER CORNERS**

W-R#	Description	Min
<b>1920050</b>	Inside Corner	1



**WAL-RICH SHOWER PAN LINER CEMENT**

W-R#	Size	Min	Box
<b>1013012</b>	1 pt.	1	12

- Medium bodied cement used exclusively on PVC-based shower pan liners.

**WAL-RICH SHOWER PAN LINER  
INSTALLATION GUIDELINES**

**PREPARATION**

The structural subfloor must be clean, reasonably smooth, and free of holes, cracks and sharp projections. Nail heads should be driven flush or recessed.

Blocking between studs is recommended to support the upturned shower pan liner.

Subfloor or substrate should be sloped per code requirements, towards the drain, and must contain no depressions where water will accumulate. On smaller areas, pitching may not be a code requirement. We recommend a pitched subfloor whenever possible.

Drains must be suitably designed for use with a flexible membrane. They must incorporate a clamping device and weep holes.

**MATERIALS**

W-R Shower Pan Liner.

W-R Shower Pan Liner Cement. Alternatively, certain other medium bodied PVC shower pan liner cements may be used, such as IPS Weld-On. Regular PVC pipe cement cannot be used with our liner, nor can products designed for CPE based material such as Noble companies Chloraloy®.

Wide head nails for tacking upturn of liner.

**INSTALLATION**

Line the area with W-R Shower Pan Liner. Allow for 3" upturn when cutting the liner.

Turn the liner up on all sides, fold and glue the corners.

Secure the liner to side walls using nails or staples ½" from the top. Lay excess material over the dam, if any, and fasten on the outside face.

The drain is fitted by pressing firmly on the liner to show the outline of the drain body opening. Cut opening, taking care not to cut beyond the perimeter of the clamping ring of the drain. Notch material to expose the tappings in the drain body, or punch out bolt holes by placing the round end of a ball pean hammer over the holes and tapping until the bolt hole has been cut.

Caulk sealant may optionally be used to improve the seal between the clamping ring and the liner. Be sure not to block weep holes with any sealants.

Fit and tighten clamping ring firmly to create a watertight seal.

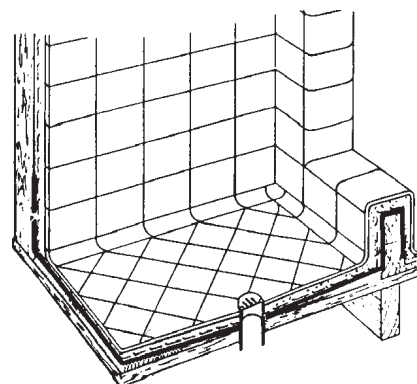
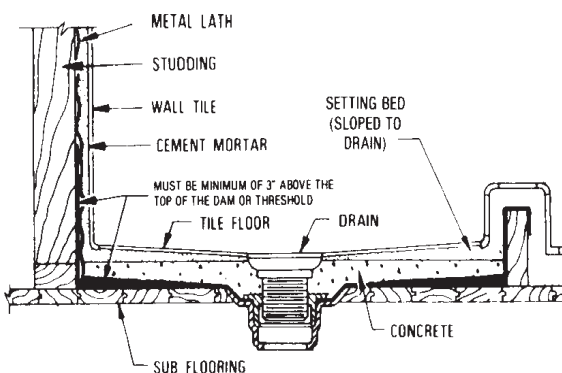
Where large areas are to be protected, (steam rooms, gang showers, etc.), sheets may be joined. W-R Shower Pan Liner Cement provides a watertight, permanent seam. Allow for a 3" lap seam, and 6" when using a cap seam. Roughen both surfaces with a clean wire brush, working 3 feet at a time. Allow to cure for 24 hours before stressing.

Test installation by filling shower pan with water. If leaking is detected, first retighten the drain clamping ring. Inspect the ring to be certain that it is not warped and that it mates properly with drain body. In some cases it is possible to create a glue seal by gluing a second layer of W-R Shower Pan Liner around the drain body and reassembling the drain.

**LIMITATIONS**

W-R Shower Pan Liner is intended for installation with a full mortar bed. Thin bed tile installations may require a different installation.

Our installation guidelines are general descriptions and are based on information which we believe to be reliable. Because specific use, installation and material cannot be controlled by Wal-Rich Corporation, our warranty is limited to the replacement of defective product.



**TUB & SHOWER SPECIALTIES**



**CHROME-PLATED  
OVERRIM SPOUT**

W-R#	Size	Length	Min	Box
<b>0620002</b>	1/2" FIP	5"	1	25
<b>0620007</b>	1/2" FIP	7"	1	25

- Zinc Die Cast



**CHROME-PLATED  
DIVERTER SPOUT**

W-R#	Size	Material	Min	Box
<b>0620004</b>	1/2-3/4"	Die Cast	1	25
<b>0620005</b>	1/2-3/4"	Hvy Brass	1	25

- Furnished with 1/2"-3/4" face bushing (back mount)



**CHROME-PLATED  
FRONT CONNECTION  
DIVERTER SPOUT**

W-R#	Size	Length	Min	Box
<b>0620008</b>	1/2"	5"	1	25
<b>0620009</b>	1/2"	7"	1	25



**CHROME-PLATED  
SLIP-ON SPOUT**

W-R#	Size	Type	Min	Box
<b>0620001</b>	Overrim		1	25
<b>0620003</b>	Diverter		1	25

- Slip on spout fits 1/2" copper with set screw and O-Ring seal



**BRASS TWIN ELBOW  
FOR DIVERTER SPOUT**

W-R#	Description	Min	Box
<b>0621002</b>	3/4"FIP x 1/2"FIP	1	12



**CHROME-PLATED  
SPOUTS FOR  
PERSONAL SHOWERS**

W-R#	Description	Min	Box
<b>0604012</b>	1/2" MIP Side Connection	1	12



**SPOUTS FOR  
"ADD-A-SHOWERS"**

W-R#	Description	Min	Box
<b>0614010</b>	3/8" Top Outlet	1	12

**TUB & SHOWER SPECIALTIES**



**PERSONAL SHOWER**

W-R#	Description	Min	Box
<b>0615002</b>	Personal Shower	1	10

- Contains:
  - Hand-held unit with shutoff lever
  - 59" hose
  - Plastic wall bracket



**CHROME-PLATED HOSE FOR PERSONAL SHOWER**

W-R#	Size	Min	Box
<b>0615004</b>	59"	1	10

- Corrugated metal hose.



**HAND HELD MASSAGE SHOWER UNIT**

W-R#	Description	Min	Box
<b>0608030</b>	Handheld Unit	1	10

- Furnished with hose and wall bracket

<b>0608031</b>	Washer only	25	25
----------------	-------------	----	----



**CHROME-PLATED #0 BATHCOCK**

W-R#	Description	Min	Box
<b>0705002</b>	#0 Bathcock	1	10

- 3 3/8" Center



**CP BRASS HEAVY-DUTY BATHCOCK FOR "ADD-A-SHOWER"**

W-R#	Description	Min	Box
<b>0614005</b>	Bathcock	1	24
<b>A000217</b>	Replacement Handles & Stems	1	12

- Heavy-duty brass construction
- 3 3/8" center-to-center
- Chrome-plated die-cast **metal spout**



**CP BRASS "CODE" BATHCOCK FOR "ADD-A-SHOWER"**



W-R#	Description	Min	Box
<b>0614014</b>	Code Bathcock	1	10

- 3 3/8" Center
- 3/8" top outlet
- Spout elevated above rim to comply with local codes.



**CHROME-PLATED BATHCOCK COUPLING**

W-R#	Description	Min	Box
<b>0625002</b>	Coupling	1pr.	6 pr.

- 1/2" MIP x 3/4" FIP Swivel

**TUB & SHOWER SPECIALTIES**

**“ADD-A-SHOWERS”  
WITH  
RECTANGULAR RING**



W-R#	Type	Aluminum Ring
<b>0614004</b>	W/Bathcock	24" x 42"
<b>0614009</b>	W/Code Bathcock	24" x 42"

Components:

- 0614005 Heavy CP Brass Bathcock or
- 0614014 CP Brass Code Bathcock
- 0614020 CP 57" Riser
- 0608014 Plastic shower head
- A000182 3/4" x 24" x 42" **aluminum** ring
- A000176 CP ring/riser bracket
- 0605013 3/4" Loop & flange kit
- 0605012 Standard loop & flange kit
- 0605002 6" support rod
- 0605006 24" support rod



0614002

**“ADD-A-SHOWERS”  
- LESS RING -**

W-R#	Type	No Ring
<b>0614002</b>	With Heavy Duty Bathcock	
<b>0614008</b>	With Diverter Spout	
<b>0614011</b>	With Code Bathcock	



**“ADD-A-SHOWERS”  
WITH ALUMINUM  
D-SHAPED RING**

W-R#	Type	Aluminum Ring
<b>0614050</b>	With Bathcock	4 1/2' D
<b>0614055</b>	With Bathcock	5' D

<b>0614057</b>	W/Code Bathcock	4 1/2' D
<b>0614059</b>	W/Code Bathcock	5' D



- Aluminum tubing
- Support rods are 36" universal-fit.

**TUB & SHOWER SPECIALTIES**



**CHROME-PLATED  
SOLID BRASS DELUXE  
SHOWER HEAD**

W-R#	Size	GPM	Min	Box
<b>0608018</b>	1 3/4"	2.5	1	10
<b>0608020</b>	2 1/4"	2.5	1	10
<b>0608021</b>	3"	2.5	1	6



**CHROME-PLATED  
MASSAGE SHOWER  
HEAD**

W-R#	Description	Min	Box
<b>0608028</b>	Massage Head	1	12

- 1/2" connection  
- 2.5 GPM



**CHROME-PLATED  
HAND HELD MASSAGE  
SHOWER UNIT**

W-R#	Description	Min	Box
<b>0608030</b>	Handheld Unit	1	10

- Furnished with hose and wall bracket

<b>0608031</b>	Washer only	25	25
----------------	-------------	----	----



**CHROME-PLATED  
DIE CAST ADJUSTABLE  
SHOWER HEAD**

W-R#	Description	Min	Box
<b>0608010</b>	2" Adjustable	1	12



**CHROME-PLATED  
DIE CAST "STAR"  
SHOWER HEAD**

W-R#	Description	Min	Box
<b>0608016</b>	2" Star	1	25

- 2.5 GPM  
- White plastic removable face



**CP PLASTIC  
"STREAM-LINER"  
SHOWER HEAD**

W-R#	Description	GPM	Min	Box
<b>0608014</b>	2"	2.5	1	25

- White plastic removable face

W-R#	Description	GPM	Min	Box
<b>0608214</b>	2" Low Flow	1.5	1	25
<b>0608114</b>	2" Low Flow	1.0	1	25



**TUB & SHOWER SPECIALTIES**



**CHROME-PLATED BRASS "MINI" SHOWER HEADS**

W-R#	Size	Min	Box
<b>0608026</b>	1" Mini	1	12
<b>0608032</b>	1" with Shutoff	1	12

- 1/2" connection
- 2 GPM head with internal restrictor



**CHROME-PLATED 6" "RAIN" HEAD**

W-R#	Size	Min	Box
<b>0608007</b>	6" Rain	1	12

- Chrome-plated Die Cast Body
- Black Plastic Face



**FLOW RESTRICTORS**

W-R#	Finish	Box
<b>2311502</b>	2.5 GPM Rubber	25
<b>2311500</b>	2.5 GPM Plastic	25



**SHOWER CONTROL VALVE**

W-R#	Size	Min	Box
<b>0609002</b>	1/2" I.P.S.	1	12

- Chrome-plated brass
- Positive shutoff



**DIVERTER VALVE FOR PERSONAL SHOWER**

W-R#	Size	Min	Box
<b>0611002</b>	1/2"M x 1/2"F	1	6

- Chrome-plated brass



**SELF-CLOSING SHOWER VALVE WITH CHAIN**

W-R#	Size	Min	Box
<b>0610002</b>	1/2" I.P.S.	1	6

- Chrome-plated brass



**TUB & SHOWER SPECIALTIES**



**SHOWER ARM  
ESCUTCHEONS - WITH  
SET SCREW**

W-R#	Finish	Min	Box
0619002	Chrome - O/S	10	50
0619004	Chrome - N/S	10	50

- 1/2" X 2 1/2"OD  
- O/S: Old Style  
- N/S: New Style



**BRASS  
SHOWER ARMS**

W-R#	Length	Finish	Angle
0618002	1/2" x 6"	Chrome	45°
0618004	1/2" x 8"	Chrome	45°
0618006	1/2" x 10"	Chrome	45°
0618008	1/2" x 12"	Chrome	45°
0618010	1/2" x 10"	Chrome	90°
0618012	1/2" x 12"	Chrome	90°

W-R#	Length	Finish	Angle
0618030	1/2" x 6"	PVD Brass	45°
0618040	1/2" x 6"	Brushed Nickel	45°



**10" 'S' LOW TO HIGH  
SHOWER ARM**

W-R#	Description	Finish
0618022	'S' shower arm	Chrome

- Adds 10" to the height of the shower head



**ADJUSTABLE ANGLE  
SHOWER ARM**

W-R#	Description	Finish
0618020	10" adjustable	Chrome

- Allows complete adjustment of shower arm to raise or lower shower head by up to 10"



**1/2" DROP-EAR ELBOW**

W-R#	Description	Box
0623002	Non-potable	12
4623002	Lead-Free	12

- 1/2" CTS x FIP



**1/2" EZ-PLUG**



W-R#	Description	Min	Box
2425004	1/2" EZ-Plug	1	12

- EZ plug is used with drop-ear elbow to serve as a test plug and stubout.

**TUB & SHOWER SPECIALTIES**



**STRAIGHT ALUMINUM SHOWER RODS**

W-R#	Size	Flanges	Min	Box
0601008	5'	- None -	12	50
0601002	5'	Stamped Steel	12	50
0601012	6'	- None -	12	50
0601006	6'	Stamped Steel	12	50



**"L" - SHAPED ALUMINUM SHOWER RODS**



W-R#	Size	Assembly	Min	Bundle
0602002	5'	1-piece	6	12
0602021	5'	Sectional*	1	-
0602004	5½'	1-piece	6	12
0602022	5½'	Sectional*	1	-
0602006	6'	1-piece	6	12
0602024	6'	Sectional*	1	-

\* In order to ship via UPS, "L" rods must be shipped in Sectional format.

- All "L" rods are furnished with stamped flanges and support hardware



**"U" - SHAPED ALUMINUM SHOWER RODS**



W-R#	Size	Assembly	Min	Bundle
0602506	5'	1-piece	6	12
0602505	5'	Sectional*	1	-

\* In order to ship via UPS, "U" rods must be shipped in Sectional format.

- All "U" rods are furnished with stamped flanges and support hardware



**"D" - SHAPED ALUMINUM SHOWER RODS**



W-R#	Size	Assembly	Min	Bundle
0602706	5'	1-piece	6	12
0602705	5'	Sectional*	1	-

\* In order to ship via UPS, "D" rods must be shipped in Sectional format.

- All "U" rods are furnished with stamped flanges and support hardware

**TUB & SHOWER SPECIALTIES**



**CHROME-PLATED  
"D" BAR LOOP**

W-R#	Description	Min	Box
<b>0606002</b>	D-Loop	1	12

- for 1" OD shower rod tubing



**STAMPED STEEL  
SHOWER BAR FLANGE**

W-R#	Size	Min	Box
<b>0603002</b>	1"	1 pr.	50

- Chrome plated  
- Furnished with screws



**CHROME-PLATED  
ADJUSTABLE JIFFY  
FLANGE**

W-R#	Description	Min	Box
<b>0603004</b>	Metal	1 pr.	50
<b>0603006</b>	Plastic	1 pr.	50

- For installing shower bars without screws. Friction caps secure holders to wall - eliminate drilling.



**CHROME-PLATED  
JUMBO SHOWER BAR  
FLANGE**

W-R#	Description	Min	Box
<b>0603008</b>	Jumbo	1 pr.	50



**CEILING SUPPORT  
RODS & KITS**

Size	Complete Kit	Universal Kit
6"	<b>0604002</b>	-
18"	<b>0604004</b>	-
24"	<b>0604006</b>	<b>0604502</b>
30"	<b>0604008</b>	<b>0604504</b>
36"	<b>0604010</b>	<b>0604506</b>

- Complete Support Kits include 1" loop & flange and 1/8" nickel-plated steel TBE rod

- Universal Support Kits include 1" loop & flange and 1/8" nickel-plated steel TOE rod. 1" Loop has a set screw to allow the cutting of rod to desired length.



**CHROME-PLATED  
LOOP AND FLANGE  
FOR CEILING SUPPORT**

W-R#	Description	Min	Box
<b>0605012</b>	For 1" OD	1	25
<b>0605013</b>	For 3/4" OD	1	25
<b>0605014</b>	Universal, for 1" OD	1	25

**TUB & SHOWER SPECIALTIES**



**SHOWER CURTAIN PINS**

W-R#	Description	Min	Box
0607002	Curtain Pins	100	100



**SHOWER SPLASH GUARDS**

W-R#	Description	Min	Box
1691002	7" x 7"	1	12

- Pair to a bag
- Self-adhesive



**CHROME-PLATED RISER TO RING BRACKET**

W-R#	Description	Min	Box
0606502	3/8" to 1"	1	12

- for attaching Add-A-Shower risers to 1" shower rod



**TRIP LEVER FACE PLATE ASSEMBLY**

W-R#	Description	Min	Box
0626002	Chrome	1	24

- Less screws

W-R#	Description	Min	Box
0620020	Chrome	1	24
0626012	Brushed Nickel	1	12

- With screws



**CHROME-PLATED BLANK FACE PLATE FOR TRIP WASTE**

W-R#	Description	Min	Box
0626006	2 Hole	1	100
0531002	1 Hole	1	100

- Furnished less screws



**CHROME-PLATED WASTE & OVERFLOW STRAINER PLATES**

W-R#	Description	Min	Box
0531000	Round	1	10

- 3 1/8" OD

**TUB & SHOWER SPECIALTIES**



**WASTE & OVERFLOW WASHER**

W-R#	Description	Min	Box
2716002	Rubber	1	25
2716001	Sponge Rubber	1	25



**TUB TRIM CONVERSION KITS**

W-R#	Description	Min	Box
0626030	Brushed Nickel	1	1

Includes

- Trip Plate Assembly
- 2 Trip Plate Screws
- Bath Shoe Grid
- 1 Bath Shoe Bolt



**FACE PLATE SCREWS**

W-R#	Description	Min	Box
0627002	Chrome	6	6
0627006	Pol. Brass	6	6
0627004	CP with ring	6	6

- 1 1/2" Long, 1/4" x 20T



2 7/8"

**BATH SHOE STRAINER GRID**

W-R#	Description	Min	Box
1407010	Stainless Steel	1	12
1407014	C.P. Brass	1	12
1407016	Polished Brass	1	6
1407018	Brushed Nickel	1	6



**BOLT FOR BATH SHOE GRIDS**

W-R#	Description	Min	Box
1407020	Chrome	12	12
1407022	Polished Brass	6	6

- 1/8" x 1 3/4"



**BATH SHOE FOR WASTE & OVERFLOW**

W-R#	Description	Min	Box
1407002	1 3/8" OD x 6"	1	6
1407004	1 1/2" OD x 6"	1	6
1407008	1 1/2" OD x 18"	1	-



**SCREW IN BATH SHOE STRAINER**

W-R#	Description	Min	Box
1407006	Strainer	1	6

- Stainless steel  
- 1 1/2" Diameter x 1" height



**FLAT BATH SHOE WASHER**

W-R#	Description	Min	Box
2716000	Black Rubber	25	25

**TUB & SHOWER SPECIALTIES**



**FITALL SINK & TUB STOPPERS**

W-R#	Description	Min	Box
1678020	1" - 1 3/8"	12	12
1678022	1 1/2" - 2"	12	12

- White molded rubber



**5" WHITE VINYL FLAT STOPPER**

W-R#	Description	Min	Box
1678030	5" stopper	1	6



**HAIR SNARE**

W-R#	Description	Min	Box
0527500	Hair Snare	6	6

- Fits most sink, wash tray, and tub drains. Keeps hair and other objects from clogging drains



**NICKEL-PLATED STOPPER RINGS**

W-R#	Description	Min	Box
1680002	Stopper Rings	25	100

Type B



**COUPLING FOR #10 (3/16") BEAD CHAIN**

W-R#	Description	Min	Box
1617002	Type A	100	100
1617004	Type B	100	100




Type A



**#10 NICKEL-PLATED BRASS BEADED CHAIN**

W-R#	Description	Min	Box
1616004	15" Piece	10	10
1616006	100' Roll	1	-

**TUB & SHOWER SPECIALTIES**



**CONNECTED WASTE AND OVERFLOW FOR CLAWFOOT TUB**

W-R#	Size	Tubular Finish	Trim
1401002	1 3/8"	RB	Chrome
1401006	1 3/8"	Chrome	Chrome

- Fits Essex-style tubs



**BRASS TRIP WASTE ASSEMBLY**



W-R#	Description	Min	Box
1404002	17 Gauge	1	12
1404010	20 Gauge	1	12

- Chrome-plated trip-plate
- Chrome-plated bath shoe grid



**GERBER-STYLE SCHEDULE 40 PVC TRIP WASTE ASSEMBLY**

W-R#	Description	Min	Box
1404502	1 1/2" PVC	1	12

- Chrome-plated two-hole plate
- Chrome-plated tip-toe drain



**SATIN-FINISH STAINLESS STEEL GRAB BARS**

Size	1 1/4"	1 1/2"	Min	Box
18"	1370002	1371002	1	12
24"	1370004	1371004	1	12
30"	1370006	1371006	1	8
36"	1370008	1371008	1	8
42"	1370010	1371010	1	4
48"	1370012	1371012	1	4

- 18-gauge, T-304 stainless steel

- Concealed Flanges

**TUB & SHOWER SPECIALTIES**



**TRIP-WASTE ROD & SPRING ASSEMBLY**

- Fits Gerber & Price Pfister Trip Wastes

W-R#	Description	Min	Box
1402002	Trip Rod & Spring Only	1	12
1402100	Complete Kit w/Trip Plate & Screws		



**GENUINE FLIP IT® CHROME-PLATED TUB DRAIN**

Shown in bath shoe strainer. (Not Included)

W-R#	Description	Min	Box
1407620	For Tub	1	-

• Fits all makes of tub drains by selecting the proper O-Rings to completely seal the bath shoe.



**CHROME-PLATED TIP TOE DRAIN**

**TIP-TOE CARTRIDGE**

W-R#	Description	Min	Box
1407608	1 1/2"	1	12

- Fits Gerber bath shoes (coarse thread)

1407610	5/16" Cartridge	1	12
1407612	3/8" Cartridge	1	12



**CHROME-PLATED "LIFT AND LOCK" DRAIN**

W-R#	Description	Box
1407602	1 1/4" Fine Thread	12

- Fits Wal-Rich bath shoes

1407604	1 1/2" Coarse Thread	12
---------	----------------------	----

- Fits Gerber bath shoes



0623502



0623504



0623506



0623508

**ACRYLIC TRIM PLATES ("GOOF" PLATES)**

W-R#	Description	Dimension
0623502	Single Lever	8" x 14"
0623504	Two Handle	6" x 14"
0623506	Three Handle	6" x 14"
0623508	Tub Spout	3 1/2" OD

- Single Lever ID: 5"  
- All other ID's: 1 3/4"



**SHOWER DOOR HANDLE SETS**

Note: Shower door handle measurements are center-to-center of screw holes.



**STANDARD SHOWER DOOR HANDLE SET**

W-R#	Size	Finish
<b>SH200</b>	2"	Chrome
<b>SH300</b>	2 1/4"	Chrome

- Contains:
  - 1 Female inside handle (standard)
  - 1 Male outside handle (standard)
  - 2 screws



**NYLON SHOWER DOOR ROLLERS**

W-R#	Size	Type	Min	Box
<b>SDP08</b>	3/4"	Flat	1 pr.	10
<b>SDP12</b>	3/4"	Round	1 pr.	10
<b>SDP16</b>	7/8"	Round	1 pr.	10



**UNIVERSAL SHOWER DOOR BRACKET & ROLLER**

W-R#	Size	Type	Min	Box
<b>0607102</b>	Bracket		1	10

- 4 holes allow universal height adjustment



**VINYL SHOWER DOOR SEAL**

W-R#	Description	Min	Box
<b>SDP04</b>	1 1/2" x 36" 1	6	



**SHOWER DOOR LATCH**

W-R#	Description	Min	Box
<b>SDP28</b>	1" Centers	1	6

- Used for hinged shower doors



**SHOWER DOOR BUMPER**

W-R#	Description	Min	Box
<b>SDP24</b>	3/4" Bumper	4	12

- Includes screws



**PLASTIC "REPLACE-A-BAR" TOWEL BARS**

W-R#	Description	Min	Box
<b>1645002</b>	24" Clear	12	12

- Fits all standard brackets - Can be cut to size.



**TOILET SPECIALTIES**



**KORKY® FLAPPER BALLS**



1330500 New Design



1330503



1330502 New Design



1330506



1330530



1330510



1330512



1330520



W-R#	Description	Lavelle#	Min
1330500	Korky®	54BP	12
1330502	Korky®Plus	2001BP	12
1330503	Korky®1.6	16BP	12
1330506	Korky®Adjustable	2004BP	12
1330510	Korky® Classic	50BP	12
1330512	Korky® Classic	2000BP	12
1353520	Korky®Ultra	100 BP	12
1330530	Korky® 3" Universal	3060BP	1



Adjusts from 7" - 11"

**KORKY® QUIETFILL BALLCOCK**

W-R#	Description	Lavelle#	Min
1330552	Korky®Quietfill	528	1

- Universal, adjustable fit
- Easy to install
- Chlorine resistant
- Quietest fill



W-R#	Description	Lavelle#	Min
1330560	Replacement Cap	818BP	1

- Universal, adjustable fit
- Easy to install
- Chlorine resistant
- Quietest fill

**TOILET SPECIALTIES**



**TRIPLE-SEAL®  
TANK BALLS**

W-R#	Description	Gunk#	Min
1330000	Triple Seal	B-251	1 dz.
1329500	3" Triple Seal	B-252	1 dz.



**SEALMASTER®  
FLAPPERS**

W-R#	Description	Gunk#	Min
1330604	Sealmaster®	B-264V	1 dz.



**BLUE FLAPPER  
TO FIT  
AMERICAN STANDARD**

W-R#	Description	Min	Box
1331030	Blue Flapper	1	25

- Furnished with 9" stainless steel chain  
- Fits OEM#47146-007



**FLAPPER WITH FLOAT  
TO FIT AMERICAN  
STANDARD**

W-R#	Description	Min	Box
1331016	With Float	1	25

- Black Rubber  
- Fits OEM#738159-0070A



**FLAPPER TO FIT  
AMERICAN STANDARD &  
COAST 1.6**

W-R#	Description	Min	Box
1331014	With float	1	12

- Fits OEM#s: Am. Std.: 738071-0070A  
Coast: 53356  
Kohler: 81217



**3" FLAPPER TO FIT  
AMERICAN STANDARD  
CADET**

W-R#	Description	Min	Box
1331018	3" with chain	1	12

- Fits OEM#s: Am. Std.: 738920-0070A



**FLAPPER TO FIT CRANE**

W-R#	Description	Min	Box
1331010	With Slot	1	12

- Fits Drexel, Oxford, Neuday, & Criterion Tanks

**TOILET SPECIALTIES**



**FLAPPER TO FIT  
ELJER "LOW-BOY"**

W-R#	Description	Min	Box
<b>1331011</b>	"Low Boy"	1	12

- Fits Eljer Patrician, Windsor, and Canterbury Aqualine low-boy toilets
- White plastic with styrofoam ball



**3" FLAPPERS TO FIT  
KOHLER**

W-R#	Description	Min	Box
<b>1331054</b>	Fits Cimarron	1	12
<b>1331056</b>	Fits Class-5	1	12



**FLAPPER TO FIT  
KOHLER**

W-R#	Description	Min	Box
<b>1331004</b>	Black Rubber	1	12

- Fits OEM#49114



Styrofoam float

**FLAPPER TO FIT  
KOHLER 1.6 GPF**

W-R#	Description	Min	Box
<b>1331002</b>	1.6 Flapper	1	12

- Black molded rubber with styrofoam ball
- Fits OEM#83064



**NEW-STYLE FLAPPER  
TO FIT KOHLER  
RIALTO®**

W-R#	Description	Min	Box
<b>1331050</b>	Fits N/S Rialto®	1	12

- Red Chemical resistant rubber
- Furnished with 9" stainless steel chain
- Fits OEM#CSP5170



**NEW-STYLE FLAPPER  
TO FIT KOHLER  
AQUALINE®**

W-R#	Description	Min	Box
<b>1331052</b>	Fits Aqualine®	1	12

- Red Chemical resistant rubber
- Furnished with 9" stainless steel chain
- Fits OEM#84314



**3" FLAPPER TO FIT  
MANSFIELD**

W-R#	Description	Min	Box
<b>1331060</b>	3"	1	12

- Fits OEM#630-0207

**TOILET SPECIALTIES**



**FLAPPER TO FIT TOTO  
"POWER GRAVITY"  
TOILETS**

W-R#	Description	Min.	Box
<b>1331070</b>	Blue Flapper	1	12
- Fits OEM#THU140S			



**FLAPPER TO FIT TOTO  
"G-MAX" TOILETS**

W-R#	Description	Min.	Box
<b>1331072</b>	Red Flapper	1	12
- Fits OEM#THU138S			



**FLAPPER TO FIT TOTO  
WITH "CLEAR-CONE"**

W-R#	Description	Min.	Box
<b>1331074</b>	Flapper w/ Clear Cone	1	12
- Fits OEM#THU303			



**TEAL PREMIUM SILICON  
FLAPPER**

W-R#	Description	Min.	Box
<b>1331012</b>	Premium	1	25
- 100% silicone rubber for chlorine and abrasion resistance.			



**"CROWN" ORANGE  
SILICON FLAPPER**

W-R#	Description	Min.	Box
<b>1331025</b>	Orange Silicon	1	25
- 100% Silicon rubber is resistant to most chemicals and cleansers			



**CLEAR VINYL FLAPPER  
WITH "TIME-TIPS"**

W-R#	Description	Min.	Box
<b>1331035</b>	"Time Tips"	1	12
- Clear vinyl is chemically resistant			
- Furnished with 5 "time-tips" to accommodate a variety of flush rates.			

**TOILET SPECIALTIES**



**WAL-RICH  
ECONOMY FLAPPERS**

W-R#	Description	Min.	Box
1331006	Black Vinyl	1	100
1331008	Black Rubber	1	100



**WAL-RICH  
ELJER-STYLE TANK  
BALLS**

W-R#	Description	Min.	Box
1330004	Fits Eljer	1 dz	-



**WAL-RICH  
TRIPLEX TANK BALLS**

W-R#	Description	Min.	Box
1330006	Triplex	1 dz	-
1330008	3" Triplex	1 dz	-



**LIFT WIRES**

W-R#	Description	Min.	Box
1319002	8" Upper	25	25
1320002	4½" Lower	25	25
1320004	5" Lower	25	25
1320006	5½" Lower	25	25



**FITALL GUIDES**

W-R#	Description	Min.	Box
1311002	Fitall Guides	1	12



**ELJER GUIDES**

W-R#	Description	Min.	Box
1316004	Eljer Guides	1	12

**TOILET SPECIALTIES**



**BRASS OVERFLOW TUBES**

W-R#	Connection	Length	Gauge
1323002	1" x 1 1/8"	10"	22 ga
1323010	1"	10"	22 ga



**DOUGLAS FLUSHVALVE**

W-R#	Description	Min.	Box
1301004	Brass	1	12
1301008	Plastic with Flapper	1	50



**3" FLUSHVALVE**

W-R#	Description	Min.	Box
1301020	For 2 pc Toilets	1	12
1301022	For 1 pc. Toilers	1	12



**BEVELED FLUSHVALVE WASHER**

W-R#	Description	Min.	Box
2718001	Sponge	12	12
2718002	Rubber	12	12

- 3" O.D. x 2 3/8" I.D. x 3/8" High

**TOILET SPECIALTIES**



**#4 FLUSHVALVE FOR AMERICAN STANDARD**

W-R#	Description	REF#
1304016	New Style #4	47107-007A
1304018	Old Style #4	47086-007A



**#5 FLUSHVALVE FOR AMERICAN STANDARD**

W-R#	Description	Min.	Box
1304020	#5	1	-
- Replaces American Standard #47089-07			



**#4 ACTUATOR**

W-R#	Description	Min.	Box
1304040	#4 Actuator only	1	-
- Replaces American Standard #147086			



**#5 ACTUATOR**

W-R#	Description	Min.	Box
1304042	#5 Actuator only	1	-
- Replaces American Standard #173380			



**#6 ACTUATOR**

W-R#	Description	Min.	Box
1304044	#6 Actuator only	1	-
- Replaces American Standard #72880.07			



**CHAIN KIT TO FIT AMERICAN STANDARD FLUSHVALVES**

W-R#	Description	Min.	Box
1304010	Chain Kit	6	24
1304012	Chain with Float	6	24
- Includes chain, clip & rubber grommet			
- Individually bagged			



**REPLACEMENT FOR AMERICAN STANDARD SEAT DISC**

W-R#	Description	Min.	Box
1361002	Screw On	1	12
1362004	Snap On	1	12
1362006	Combination Snap/Screw	1	12



**TOILET SPECIALTIES**



**SEAL TO FIT  
AMERICAN STANDARD  
"CHAMPION"**

W-R#	Description	Min.	Box
<b>2718010</b>	Champion (3.5" OD)		
<b>2718012</b>	Champion 4 (4.5" OD)		



**"FEATHER" GASKET  
TO FIT  
AMERICAN STANDARD**

W-R#	Description	Min.	Box
<b>2718004</b>	Gasket	1	24

- 2 3/8"OD x 1 5/8"ID x 3/8" High



**REPAIR KIT FOR  
SERIES N-3055  
AMERICAN STANDARD**

W-R#	Description	Min.	Box
<b>1304502</b>	Repair Kit	1	12

• Repair Kit Contains Grommet, Stop, and Seal



**BALLCOCK REPAIR  
KITS TO FIT  
AMERICAN STANDARD**

W-R#	Description	Min.	Box
<b>1304512</b>	Repair Kit	1	12

- Fits Am. Std. N-3015 & 3025 Ballcocks  
- O-Ring Style



**FLUSHVALVE TO FIT  
MANSFIELD 210**

W-R#	Description	Min.	Box
<b>1360100</b>	Fits #210	1	12

- For 3.5 Gallon Tanks  
- 10 3/4" Length



**FLUSHVALVE TO FIT  
MANSFIELD 211**

W-R#	Description	Min.	Box
<b>1360102</b>	Fits #211	1	12

- For 1.6 Gallon Tanks  
- 10 3/4" Length

**TOILET SPECIALTIES**



**SEAL TO FIT  
MANSFIELD 209  
FLUSHVALVES**

W-R#	Description	Min.	Box
<b>1304524</b>	Seal	6	24
- OEM#208/209			



**SEAL TO FIT  
MANSFIELD 210  
FLUSHVALVES**

W-R#	Description	Min.	Box
<b>1304525</b>	Seal	6	24
- OEM#210/211			



1304000

**PLASTIC ADJUSTABLE  
BALLCOCKS**

W-R#	Description	Min.	Box
<b>1304000</b>	Fits Hoover A-62	1	12
- 9 1/2" - 13" Height Adjustment			
- Antisiphon			
- 4 Screw Cap			



**FILLPRO-STYLE  
BALLCOCK**

W-R#	Description	Min.	Box
<b>1304002</b>		1	25
- Non corrosive, no float or rod needed. Built-in filter screen saves water and replaces old fashioned ballcocks.			



**REPLACEMENT  
BALLCOCK TO FIT  
KOHLER RIALTO**

W-R#	Description	Min.	Box
<b>1305500</b>	Kit for Rialto	1	6
- Complete kit includes fill valve, floats, refill tubing, and caps.			
- Replaces Kohler OEM# 84499			

**TOILET SPECIALTIES**



**PLASTIC FLOAT**

W-R#	Description	Min.	Box
1332002	4" Float	1	100

**BRASS BALLCOCK  
RODS**



W-R#	Description	Min.	Box
1321002	8"	1	12
1321006	10"	1	12
1321008	12"	1	12



**REFILL TUBES**



W-R#	Description	Min.	Box
1322006	9" Plastic w/clip	1	12



**BALLCOCK  
SHANK WASHER**

W-R#	Description	Min.	Box
2721002	Shank Washer	1	24



**BALLCOCK NUTS**

W-R#	Description	Min.	Box
0913002	Brass Coupling	1	25
0913006	PVC Coupling	1	25
0911002	Die Cast Locknut	1	25



1304532



1304536

**BALLCOCK TOP  
ASSEMBLIES**

W-R#	Description	Type	Box
1304532	1B1X (Rialto)	3-screw	12
1304536	Hoovr-Line	4-screw	12



**BALLCOCK PLUNGER  
REPAIR KITS**

W-R#	Description	Screws	Box
1304506	1B1X (Rialto)	3	12
1304508	Hoovr-Line	4	12

**TOILET SPECIALTIES**



**Fluidmaster**

**FLUIDMASTER®  
BALLCOCKS**



**NEW!**

W-R#	Description	Min.	Box
1360004	#400A	1	25
1360502	#PRO45	1	25
1360504	#PRO45B	1	25



**Fluidmaster**

**FLUIDMASTER®  
PRO-CLICK SEAL  
TOILET CONNECTORS**



**NEW!**

W-R#	Description	Min
1360202	12" PRO1T12CS	1
1360204	20" PRO1T20CS	1



**Fluidmaster**

**FLUIDMASTER®  
PRO-CLICK SEAL  
FAUCET CONNECTORS**



**NEW!**

W-R#	Description	Min
1360302	12" PRO1F12CS	1
1360304	20" PRO1F20CS	1



**Fluidmaster**

**FLUIDMASTER®  
BETTER THAN WAX  
GASKET**



**NEW!**

W-R#	Description	Min
1360302	PRO7530	1

-This innovative wax-free toilet seal fits any drain, any toilet, can be repositioned during installation, and excessive plunging won't cause leaks.

**TOILET SPECIALTIES**



**FLUIDMASTER®  
PRO56 FLAPPER**



W-R#	Description	Min	Box
<b>1360102</b>	PRO56	1	20

- PRO56 Universal Adjustable Toilet Flapper is best for use in 1.28, 1.6 and 3.5 gallons per flush toilets.

- PRO56 is adjustable for optimum performance, chlorine resistant, and has a solid frame for ultimate reliability.



**FLUIDMASTER®  
PRO58 FLAPPER**



W-R#	Description	Min	Box
<b>1360104</b>	PRO58	1	10

- PRO58 adjusts to fit any 3" toilet on the market in just three easy adjustments.

- PRO58 is adjustable for optimum performance, chlorine resistant, and has a solid frame for ultimate reliability.



**FLUIDMASTER® #555  
FLUSHER FIXER KIT**

W-R#	Description	Min.	Box
<b>1360006</b>	#555	1	12

- Easy to install. Corrosion free.
- This non-corroding stainless steel seat and captive flapper gives you perfect shutoffs every time.



**FLUIDMASTER® #242  
KIT**

W-R#	Description	Min.	Box
<b>1360008</b>	#242 Kit	1	12

<b>1360009</b>	W-R Kit fits 242	1	25
----------------	------------------	---	----



**FLUIDMASTER®  
550 DFRK  
DUO-FLUSH SYSTEM**

W-R#	Description
<b>1360020</b>	550DFRK Duo Flush Kit

- No tank removal, snap to fit
- Fits all brands
- Not compatible with Mansfield & 3" flush valves, ballcocks or low-boy toilets

**TOILET SPECIALTIES**



**CHROME-PLATED  
"CROWN" TANK LEVER**

W-R#	Description	Arm	Min.	Box
<b>1318002</b>	Boxed	Flat	1	100
<b>1318004</b>	Bagged	Flat	1	100

- 8 1/4" Flat Brass Arm with score line for easy trimming to American Standard size



**CHROME-PLATED  
OFFSET "CROWN"  
TANK LEVER**

W-R#	Description	Arm	Min.	Box
<b>1318015</b>	Offset	Flat	1	25

- 8 1/4" Offset Flat Brass arm with score lines.
- Metal Spud & Nut



**CHROME-PLATED  
INDEX BRASS ARM  
TANK LEVER**

W-R#	Description	Arm	Min.	Box
<b>1318000</b>	Boxed	Round	1	100
<b>1318001</b>	Bagged	Round	1	100

- 8 1/4" Round Brass Arm
- Metal Spud & Nut



**"ACCENT" SINGLE  
ACTION TANK LEVER**

W-R#	Description	Arm	Min	Box
<b>1317002</b>	Boxed	BP	1	100
<b>1317004</b>	Bagged	BP	1	100

**1317010** With Plastic Spud & Nut 1 100



**STRAIGHT  
TANK LEVERS TO FIT  
AMERICAN STANDARD**



W-R#	Size	Arm	Min	Box
<b>1318006</b>	4" CP	ABS	1	25
<b>1318042</b>	6" CP	ABS	1	25
<b>1318019</b>	6" CP	Brass	1	25
<b>1318028</b>	8" CP	ABS	1	25
<b>1318144</b>	8" White	ABS	1	25



**ANGLE  
TANK LEVERS TO FIT  
AMERICAN STANDARD**



W-R#	Size/Angle/Finish	Arm	Min	Box
<b>1318018</b>	4" CP	Brass	1	25
<b>1318050</b>	6" (45°) CP	ABS	1	25
<b>1318052</b>	6" (28°) CP	ABS	1	25

**TOILET SPECIALTIES**



**ANGLE  
TANK LEVER TO FIT  
AMERICAN STANDARD  
CADET 3/CHAMPION**

W-R#	Description	Min.	Box
1318060	CP ABS	1	25



**CP PUSH-BUTTON  
TANK LEVERS**

W-R#	Description	Min.	Box
1318008	Side Mount	1	12



**CP SIDE MOUNT  
TANK LEVERS FOR  
ELJER**

W-R#	Description	Min.	Box
1318026	Fits Eljer	1	25

• Brass Arm, plastic spud & nut



**"TOUCH-FLUSH" KIT TO  
FIT ELJER**

W-R#	Description	Min.	Box
1331020	Touch-Flush Kit	1	50

• Includes 4 Piece flush lever, replacement tank ball, and all necessary mounting hardware



**CAST BRASS TANK  
LEVER FOR KOHLER  
CHAMPLAIN**

W-R#	Description	Min.	Box
1318032	Offset Lever	1	24

- Fits OEM #51394



**CAST BRASS TANK  
LEVER FOR KOHLER  
WELLWORTH**

W-R#	Description	Min.	Box
1318034	Cast brass lever	1	24

- Fits OEM #500189



**ABS TANK LEVER FOR  
KOHLER  
CIMARRON**

W-R#	Description	Min.	Box
1318038	Fits Cimarron	1	25



**CP TANK LEVER  
FOR KOHLER  
WELLWORTH &  
BARRINGTON**

W-R#	Description	Min.	Box
1318030	ABS Lever	1	24

- For side-mount Wellworth models  
- Fits OEM#30324

**TOILET SPECIALTIES**



**CP TANK LEVER FOR MANSFIELD #42**

W-R#	Description	Min.	Box
1318022	Brass Arm	1	24
1318023	Blue Plastic Arm	1	24



1318070

**CP TANK LEVER TO FIT TOTO**

W-R#	Description	Min.	Box
1318070	Fits THU-004 "Ultimate"	1	24



1318072

1318072	Fits THU-068 "Drake"	1	24
---------	----------------------	---	----



1318074

1318074	Fits THU-061 "Carusoe"	1	24
---------	------------------------	---	----



1318090

**TANK LEVERS FOR PRESSURE ASSIST TOILETS**

W-R#	Description	Fits REF#
1318090	To Fit Gerber	99-0571-KT
1318092	To Fit Am Std	738473-0020A
1318094	To Fit Am Std	738153-0020A
1318096	To Fit Am Std	738254-0020A



1318092



1318094



1318096



**TOILET SPECIALTIES**



**TANK-TO-BOWL GASKETS**

W-R#	Description	Dimensions (OD x ID xThk)
2717002	Regular	3 5/16" x 2 3/8" x 3/4"
2717004	Gerber	3 1/4" x 2 1/8" x 1 3/16"
* 2717006	Am. Std.	3 1/2" x 2 1/8" x 1 3/16"
2717007	Eljer (with ears)	
2717008	Eljer	3 1/8" x 2 1/4" x 3/8"
2717010	Kohler	4 3/16" x 2 3/8" x 3/4"
2717011	"U" Gasket	
2717013	Kohler Triangle Gasket	
* 2717014	Gerber	3 3/4" x 2 3/16" x 1 3/16"
2717020	<b>KORKY® Universal 3"</b>	

\* Recessed Gasket



**TANK-TO-BOWL BOLTS  
PAIR PER BAG**

W-R#	Bolts/Nuts/Washers	Min.	Box
1338000	Brass/Brass/Brass	1 pr.	25
1338006	Brass/Steel/Steel	1 pr.	25
1338008	Steel/Steel/Steel	1 pr.	25

- All tank-to-bowl bolts are furnished with wing nuts, hex nuts, metal washers, and rubber washers

**TANK-TO-BOWL KITS**



**ALL-BRASS KITS  
(PREMIUM)**

W-R#	Description	Min.	Box
1359500	Universal	1	24
1359502	Gerber	1	24
1359504	Am. Std.	1	24
1359508	Mansfield	1	24
1359510	Kohler	1	24
1359514	New Style Gerber	1	24

**BRASS BOLTS/  
STEEL WASHERS  
(STANDARD)**

W-R#	Description	Min.	Box
1359002	Universal	1	24
1359004	Gerber	1	24
1359006	Am. Std.	1	24
1359000	Kohler	1	24
1359007	Eljer	1	24
1359009	A/S Cadet	1	24
1359010	Mansfield	1	24
1359012	Kohler Triangle	1	24
1359014	New Style Gerber	1	24

**TOILET SPECIALTIES**



1349002



1350002



1351002



1353002



1352002

**BRASS CLOSET FLANGES**

W-R#	Description	Min.	Box
1349002	Regular	1	50
1350002	Deep	1	50
1351002	For 3" D.W.V. copper	1	25
1352002	4 x 3 Flange for lead	1	25
1353002	Offset for 4" lead	1	25



**PVC "PUSH-2-SET" CLOSET FLANGE**

W-R#	Description	Min.	Box
1346090	3"	1	6
1346092	4"	1	6

- Ribbed gasket fits inside Schedule 40 PVC



**NYLON TOILET SEAT BOLT, NUT, & WASHER**

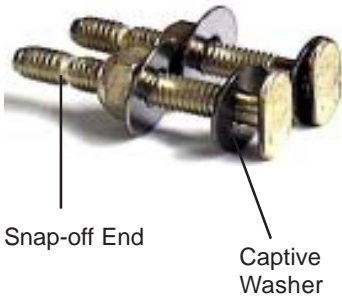
W-R#	Description	Min.	Box
1365002	5/16"	1 pr.	24



**SOFT-PLASTIC SHIMS**

W-R#	Description	Bag
1305006	Standard Shims	25

**FLANGE BOLTS & SCREWS**



**E-Z FIX  
"SNAP-OFF" STYLE  
CLOSET FLANGE BOLTS  
(PAIR/BAG)**

W-R#	Size	Bolt / Nut
<b>1346404</b>	5/16" x 2 1/4"	Brass/BP
<b>1346400</b>	5/16" x 2 1/4"	All-Brass


- Captive Washer & Snap-off tip
- Round Washer
- 25 pairs per bag



**CLOSET FLANGE BOLTS  
(PAIR/BAG)**

W-R#	Size	Bolt / Nut
<b>1344006</b>	1/4" x 2 1/4"	BP/BP
<b>1344010</b>	1/4" x 3 1/2"	BP/BP
<b>1344012</b>	5/16" x 2 1/4"	BP/BP
<b>1343012</b>	5/16" x 2 1/4"	Brass/BP
<b>1344014</b>	5/16" x 3 1/2"	BP/BP
<b>1343016</b>	5/16" x 3 1/2"	Brass/BP

- 25 pairs per bag
- Round washers & plastic retainer clips



**CLOSET FLANGE BOLTS  
(BULK PACKED)  
(100 PER BOX)**

W-R#	Size	Bolt / Nut
<b>1344008</b>	1/4" x 2 1/4"	BP/BP
<b>1336019</b>	1/4" x 3 1/2"	Brass/BP
<b>1336015</b>	5/16" x 2 1/4"	Brass/BP
<b>1336016</b>	5/16" x 3 1/2"	Brass/BP

- Bulk packed, 100 per box
- Round washers & plastic retainer clips



**WALL-HUNG TOILET  
CARRIER CAPS**

W-R#	Description	Min.	Box
<b>2405002</b>	Standard	1 pr.	12
<b>2405003</b>	Extra Long	1 pr.	12

- Each bag contains 4 nuts & 4 washers

**TOILET SPECIALTIES**



1357002



1358002  
1358030



1356002

For wall-hung  
toilets



1358202  
1358230  
Urethane  
Reinforced



1358602



1358500



1358604

**CLOSET FLANGE GASKETS**

W-R#	Description	Min.	Box
1357002	Wax Gasket	1	48
1358002	Deep w/Horn	1	24
1358030	4" Deep w/Horn	1	24
1358202	Urethane Reinforced with Horn	1	24
1358230	4" Urethane Reinf with Horn	1	24
1356002	Sponge Rubber (5 3/8" x 3 1/2" x 3/4")	1	24
1358602	Felt-Wax Closet	1	12
1358604	Felt-Wax Urinal	1	12
1358500	2" Wax Urinal	1	12



**THE "CLAM FLANGE"**



2-piece  
design!

W-R#	Description	Min.	Box
1354500	The Clam	1	12

The "Clam Flange" is a premium repair product preferred by professionals!

Manufactured from **extra-thick, rust-resistant 409 stainless**, the Clam Flange's 2-piece design snaps around *AND UNDER* the existing PVC collar--providing excellent structural support! **Made in USA.**



**"CROWN-360" FLANGE REPAIR RING**

W-R#	Description	Min.	Box
1354300	"Crown-360"	1	12

- Hinged Flange Repair Ring



**W-R SPAN-IT FLANGE**

W-R#	Description	Min.	Box
1354002	Span-it flange	1	24

• Repairs broken closet flanges

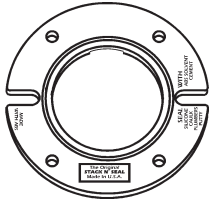
**TOILET SPECIALTIES**



**TOILET FLANGE REPAIR KIT**

W-R#	Description	Min.	Box
<b>1353600</b>	Repair Kit	1	24

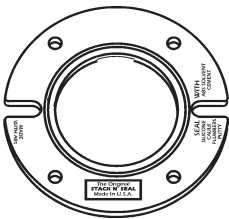
- Includes screws & washers  
- Repairs flange & mounts to floor



**CLOSET FLANGE EXTENSION KIT**

W-R#	Description	Min.	Box
<b>1353602</b>	1/4" Kit (3 per)	1	12

- 3 per bag  
- Includes 1 pr. 5/16" x 3 1/2" BP Bolts



**STACKABLE CLOSET FLANGE EXTENDERS**

W-R#	Description	Min.	Box
<b>1353604</b>	1/2" thick	1	12
<b>A000352</b>	1/4" thick	1	12

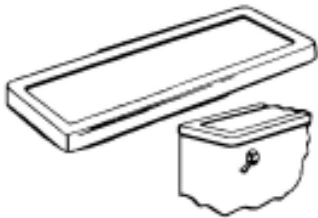
- White ABS



**"BIGFOOT" TOILET BASE PLATE**

W-R#	Description	Min.	Box
<b>1305004</b>	"Bigfoot"	1	6


- Plastic toilet trim kit, used to cover the "footprint" caused by replacing toilets. One piece construction fits most new toilets.



**FITALL TANK COVER**

W-R#	Description	Min.	Box
<b>1354200</b>	Fitall Cover	1	6

- White high impact plastic.  
- 8<sup>21</sup>/<sub>32</sub>" x 22<sup>25</sup>/<sub>32</sub>".



**WHITE PLASTIC BOLT CAP**

W-R#	Style	Min.	Box
<b>1348002</b>	Molded Prongs	Ea	25
<b>1348003</b>	With Clip	PR	25



**PLASTIC TOILET PAPER ROLLER**

W-R#	Description	Min.	Box
<b>1363002</b>	White Plastic	25	50

**TOILET SPECIALTIES**



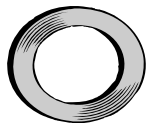
**BRASS CLOSET SPUD  
(WITH WASHER)**

W-R#	Description	Min.	Box
1309016	1" x 3/4"	1	25
1309014	1 1/4" x 3/4"	1	25
1309012	1 1/4" x 1 1/4"	1	25
1309010	1 1/2" x 1 1/4"	1	25
1309008	1 1/2" x 1 1/2"	1	25
1309006	2" x 1 1/4"	1	25
1309004	2" x 1 1/2"	1	25
1309002	2" x 2"	1	25



**CLOSET SPUD  
LOCKNUTS**

Size	Die Cast	Brass	Min.	Box
1 1/4"	-	0908008	1	25
1 1/2"	0908004	0908010	1	25
2"	0908006	0908012	1	25



**GALVANIZED  
FRICTION RING**

W-R#	Description	Min.	Box
2710502	1 1/2"	12	12
2710504	2"	12	12



**FLANGED  
SPUD WASHER**

W-R#	Description	Min.	Box
2710002	1" x 3/4"	12	12
2710004	1 1/4"	12	12
2710006	1 1/2"	12	12
2710008	2"	12	12
2710010	2" x 1 1/4"	12	12
2710012	2" x 1 1/2"	12	12



**CHROME-PLATED  
BRASS URINAL FLUSH  
VALVE**

W-R#	Description	Min.	Box
1355002	1/2" X 3/4"	1	6

• Self cleaning, spring action



**BRASS URINAL  
FLANGE KIT**

W-R#	Description	Fits	Min
1353018	4"	Am Std	1
1353020	4 1/4"	Eljer/Gerber	1
1353022	5 1/2"	Crane	1
1353024	6"	Kohler	1



**PVC URINAL  
FLANGE KIT**

W-R#	Description	Min
1353030	PVC--Hub	1
1353032	PVC--Spigot	1

- All Urinal Flange Kits contain bolts, nuts, & sponge gasket



**SPONGE RUBBER  
GASKET FOR URINAL  
FLANGE**

W-R#	Description	Box
2717012	3 1/4"OD x 2 1/4"ID x 1/2"	25

**TOILET PARTITION  
HARDWARE**



**CHROME-PLATED  
DIE-CAST  
SLIDE LATCHES**

W-R#	Size	Min.	Box
<b>TPP002</b>	2 3/4"	1	12
<b>TPP004</b>	3 1/2"	1	12

- Surface Mounted
- For Plastic & Steel Pilasters



**CHROME-PLATED  
DIE-CAST  
CONCEALED LATCH**

W-R#	Description	Min.	Box
<b>TPP006</b>	Concealed	1	12

- Furnished without bar
- for 1" thick doors



**CHROME-PLATED  
DIE-CAST  
BUMPER/KEEPER FOR  
CONCEALED LATCH**

W-R#	Description	Min.	Box
<b>TPP016</b>	Bumper/Keeper	1	12

- For use with concealed latch
- Use with 1 1/4" steel pilaster



**C.P. DIE-CAST  
TWO-EAR ("T")  
WALL BRACKET**

W-R#	Description	Min.	Box
<b>TPP018</b>	1"	1	12
<b>TPP020</b>	1 1/4"	1	12

- Individually bagged
- Screws not included



**C.P. DIE-CAST  
URINAL BRACKET**

W-R#	Description	Min.	Box
<b>TPP026</b>	1"	1	12
<b>TPP028</b>	1 1/4"	1	12

- Extended 2-ear design with two screw holes
- For urinal screen partitions
- Screws not included



**C.P. DIE-CAST  
RUBBER-TIPPED  
COAT HOOK**

W-R#	Description	Min.	Box
<b>TPP034</b>	Rubber-Tipped	1	12

- Individually bagged
- Screws not included



**C.P. TOILET TISSUE  
HOLDER**

W-R#	Description	Min.	Box
<b>TPP040</b>	Single-roll	1	12

- Individually boxed
- Screws not included

# GENUINE REPAIR PARTS FOR



Consider Wal-Rich as your #1 source for Genuine Sloan Regal Flushvalves and replacement parts.



<u>W-R#</u>	<u>Description</u>
1. <b>SR121</b>	CP Cover for Regal (R-10)
2. <b>SR104</b>	Inside Cover (A-71)
3A. <b>SR006</b>	White Relief Valve (A-19-AC)
3B. <b>SR008</b>	Black Relief Valve (A-19-AU)
3C. <b>SR010</b>	Green Relief Valve (A-19-ALC)
4. <b>SR004</b>	Molded Disc (A-15-A)
5. <b>SR102</b>	Sloan Diaphragm (A-156-A)
5A. <b>SR101</b>	Diaphragm w/Copper (A-56-A)
6A. <b>SR110</b>	Guide Assembly (A-163-A)
7A. <b>SR202</b>	Inside Parts Kit - 4.5 C (A-36-A)
7B. <b>SR204</b>	Inside Parts Kit - 1.5 U (A-37-A)
7C. <b>SR206</b>	Inside Parts Kit - 3.5 C (A-38-A)
7D. <b>SR208</b>	Inside Parts Kit - 1.6 C (A-41-A)
7E. <b>SR210</b>	Inside Parts Kit - 1.0 U (A-42-A)
8. <b>SR108</b>	Handle Seal (B-39)
9. <b>SR002</b>	Standard Handle Assy (B-32-A)
9A. <b>SR122</b>	Handicap Handle Assy (B-73)
10. <b>SR118</b>	CP Handle Cplg Nut (A-6)
13. <b>SR106</b>	Handle Repair Kit (B-50-A)
14. <b>SR116</b>	Handle Gasket Only (A-31)

\*\*\* **SR700** Sloan Super Wrench (A-50)

<u>W-R#</u>	<u>Description</u>
15A. <b>SR302</b>	3/4" Spud Cplg Assy (F-54-A)
15B. <b>SR308</b>	1 1/4" Spud Cplg Assy (F-55-A)
15C. <b>SR310</b>	1 1/2" Spud Cplg Assy (F-56-A)
16. <b>SR602</b>	Sloan Vacuum Breaker (V-551-A)
17A. <b>SR502</b>	3/4" Vac. Breaker Tail (V-500-AA)
17B. <b>SR504</b>	1 1/4" Vac. Breaker Tail (V-500-AA)
17C. <b>SR506</b>	1 1/2" Vac. Breaker Tail (V-500-AA)
17D. <b>SR129</b>	CP Vacuum Breaker Nut (V-553-A)
18. <b>SR128</b>	Tailpiece Coupling Nut (H-550)
19. <b>SR130</b>	CP Adjustable Tail (H-551-A)
20. <b>SR131</b>	Stop Tailpiece O-Ring (H-553)
21A. <b>SR812</b>	3/4" Control Stop (H-740-A)
21B. <b>SR814</b>	1" Control Stop (H-740-A)
22A. <b>SR138</b>	1" Control Stop Rep Kit (H-541-A)
22B. <b>SR144</b>	3/4" Control Stop Rep Kit (H-543-A)
23A. <b>SR134</b>	1" Control Stop Bonnet (H-639)
23B. <b>SR124</b>	3/4" Control Stop Bonnet (H-538)
24. <b>SR146</b>	Control Stop Bonnet Cap (H-37)

**REGAL FLUSHOMETERS**

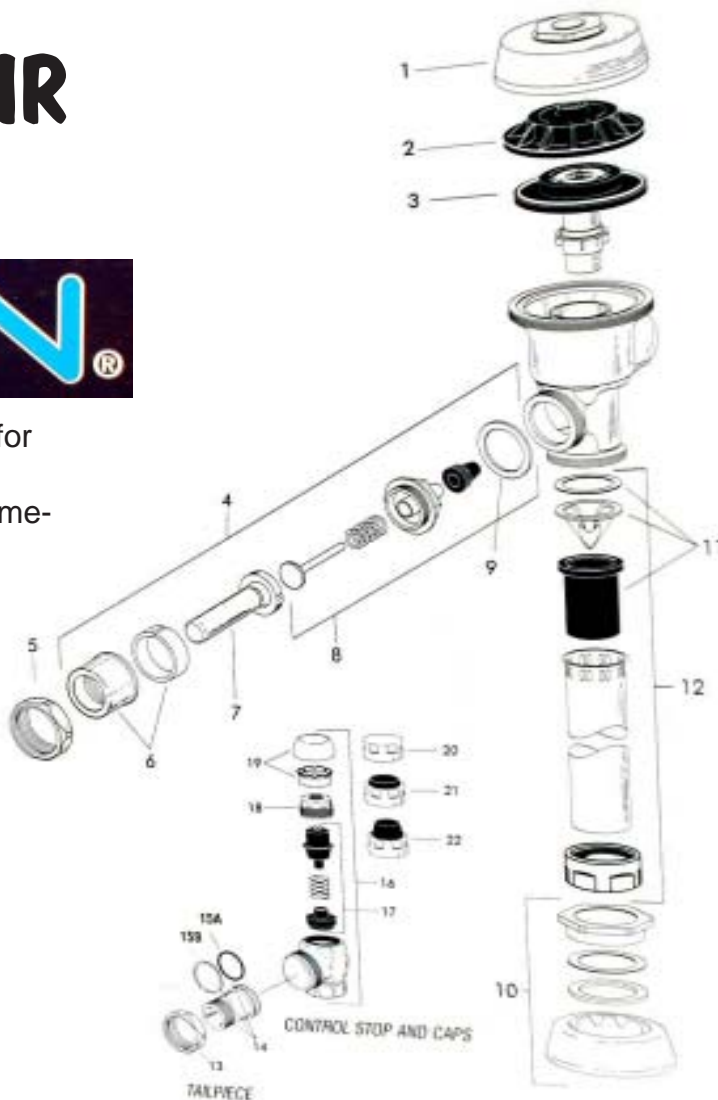
1. <b>SR902</b>	Regal 110XL Flushometer 3.5 C
2. <b>SR903</b>	Regal 111XL Flushometer 1.6 C
3. <b>SR904</b>	Regal 186XL Flushometer 1.5 U



# GENUINE REPAIR PARTS FOR



Consider Wal-Rich as your #1 source for Genuine Sloan Royal Flushvalves and replacement parts. All available for immediate delivery.



W-R#	Description
1. <b>SR120</b>	CP Cover for Royal (A-72)
2. <b>SR104</b>	Inside Cover (A-71)
3A. <b>SR222</b>	Royal Drop-in Kit 1.5U (A-1037-A)
3B. <b>SR224</b>	Royal Drop-in Kit 3.5C (A-1038-A)
3C. <b>SR226</b>	Royal Drop-in 1.6 C (A-1041-A)
3D. <b>SR228</b>	Royal Drop-in 1.0 U (A-1042-A)
4. <b>SR122</b>	Handicap Handle Assy (B-73-A)
5. <b>SR118</b>	CP Handle Cplg Nut (A-6)
8. <b>SR136</b>	Triple-Seal Handle Rep Kit (B-51-A)
8A. <b>SR108</b>	Handle Seal (B-39)
9. <b>SR116</b>	Handle Gasket Only (A-31)
10A. <b>SR304</b>	3/4" Spud Coupling Assy (F-5-A)
10B. <b>SR306</b>	1 1/4" Spud Coupling Assy (F-5-A)
10C. <b>SR312</b>	1 1/2" Spud Coupling Assy (F-5-A)
11. <b>SR604</b>	Hi-Pressure Vac Breaker (V-651-A)
12A. <b>SR502</b>	3/4" Vac. Breaker Tail (V-500-AA)
12B. <b>SR504</b>	1 1/4" Vac. Breaker Tail (V-500-AA)
12C. <b>SR506</b>	1 1/2" Vac. Breaker Tail (V-500-AA)
12D. <b>SR129</b>	CP Vacuum Breaker Nut (V-553-A)
*** <b>SR700</b>	Sloan Super Wrench (A-50)

W-R#	Description
13. <b>SR128</b>	Tailpiece Coupling Nut (H-550)
14. <b>SR130</b>	CP Adjustable Tail (H-551-A)
15A. <b>SR131</b>	Stop Tailpiece O-Ring (H-553)
17A. <b>SR138</b>	1" Control Stop Rep Kit (H-541-A)
17B. <b>SR144</b>	3/4" Control Stop Rep Kit (H-543-A)
18A. <b>SR126</b>	1" Control Stop Bonnet (H-622)
18B. <b>SR132</b>	3/4" Control Stop Bonnet (H-577)
19A. <b>SR140</b>	1" Vandal-Proof Cap (H-1010-A)
19B. <b>SR142</b>	3/4" Vandal-Proof Cap (H-1009-A)
20A. <b>SR112</b>	1" Control Stop Cap (H-573)
20B. <b>SR114</b>	3/4" Control Stop Cap (H-582)

### ROYAL FLUSHOMETERS

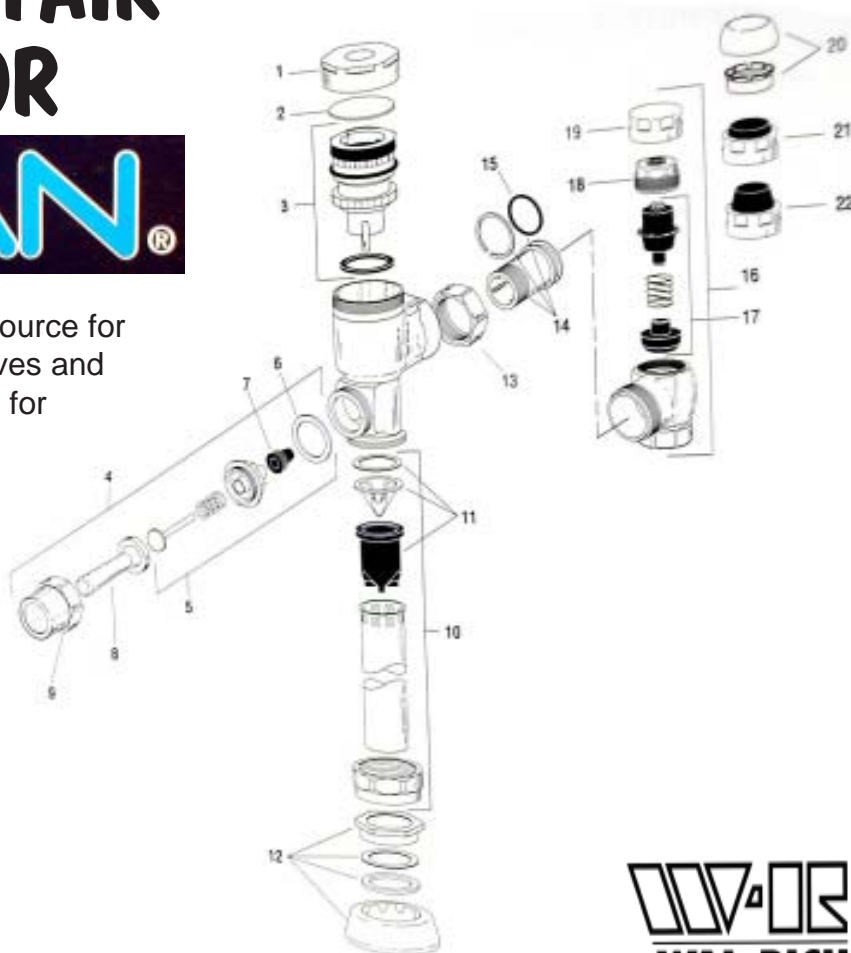
- 1. **SR906** Royal 110 Flushometer - Closet
- 2. **SR908** Royal 186 Flushometer - Urinal

*The flushometers and repair parts shown on this page refer to the "Dual Filtered" Royal flushometers produced since January of 1998.*

# GENUINE REPAIR PARTS FOR



Consider Wal-Rich as your #1 source for Genuine Sloan Gem II Flushvalves and replacement parts. All available for immediate delivery.



<u>W-R#</u>	<u>Description</u>	<u>W-R#</u>	<u>Description</u>
1. <b>SR408</b>	Gem CP Cover (G-105)	13. <b>SR128</b>	Tailpiece Coupling Nut (H-550)
2. <b>SR406</b>	Gem Slip Disc (G-106)	14. <b>SR130</b>	CP Adjustable Tail (H-551-A)
3A. <b>SR402</b>	Piston for G-75 Urinal (G-1002-A)	15. <b>SR131</b>	Stop Tailpiece O-Ring (H-553)
3B. <b>SR404</b>	Piston for G-75 Closet (G-1003-A)	17A. <b>SR138</b>	1" Control Stop Rep Kit (H-541-A)
3C. <b>SR414</b>	Piston Kit - 3.5 Closet (G-1007-A)	17B. <b>SR144</b>	3/4" Control Stop Rep Kit (H-543-A)
3D. <b>SR416</b>	Piston Kit - 1.6 Closet (G-1016-A)	18A. <b>SR126</b>	1" Control Stop Bonnet (H-622)
3E. <b>SR412</b>	Piston Kit - 1.5 Urinal (G-1009-A)	18B. <b>SR132</b>	3/4" Control Stop Bonnet (H-577)
3F. <b>SR410</b>	Piston Kit - 1.0 Urinal (G-1017-A)	19A. <b>SR112</b>	1" Control Stop Cap (H-573)
4. <b>SR420</b>	Gem Handle Assy (G-36-A)	19B. <b>SR114</b>	3/4" Control Stop Cap (H-582)
5. <b>SR422</b>	Gem Handle Rep Kit (G-50-A)	20A. <b>SR140</b>	1" Vandal-Proof Cap (H-1010-A)
6. <b>SR418</b>	Gem Handle Gasket (G-35)	20B. <b>SR142</b>	3/4" Vandal-Proof Cap (H-1009-A)
7. <b>SR108</b>	Handle Seal (B-39)		
10A. <b>SR502</b>	3/4" Vac. Breaker Tail (V-500-AA)		
10B. <b>SR504</b>	1 1/4" Vac. Breaker Tail (V-500-AA)		
10C. <b>SR506</b>	1 1/2" Vac. Breaker Tail (V-500-AA)		
10D. <b>SR129</b>	CP Vacuum Breaker Nut (V-553-A)		
11. <b>SR602</b>	Sloan Vacuum Breaker (V-551-A)		
12A. <b>SR304</b>	3/4" Spud Coupling Assy (F-5-A)		
12B. <b>SR306</b>	1 1/4" Spud Coupling Assy (F-5-A)		
12C. <b>SR312</b>	1 1/2" Spud Coupling Assy (F-5-A)		
*** <b>SR700</b>	Sloan Super Wrench (A-50)		



Make Wal-Rich your source for Genuine Sloan Flushometers and Repair Parts. All parts are manufactured in the USA by Sloan Valve Company.



**REGAL™  
FLUSHOMETERS**

W-R#	Sloan #	Model	GPF
<b>SR902</b>	110XL	Toilet	3.5
<b>SR903</b>	111XL	Toilet	1.6
<b>SR904</b>	186XL	Urinal	1.5

- All Regal™ -XL Flushometers are packaged with control stop and sweat stop conversion kit.



**ROYAL™  
FLUSHOMETERS**

W-R#	Sloan #	Model	GPF
<b>SR906</b>	110	Toilet	3.5
<b>SR907</b>	111	Toilet	1.6
<b>SR908</b>	186	Urinal	1.5

- All Royal™ Flushometers are packaged with ADA approved handles and Triple Filter diaphragm.



**CP COVER FOR REGAL  
& ROYAL**

W-R#	Description	Sloan#
<b>SR121</b>	Regal CP Cover	R-10
<b>SR120</b>	Royal CP Cover	A-72



**INSIDE PLASTIC COVER**

W-R#	Description	Sloan#
<b>SR104</b>	Inside Cover	A-71



**MOLDED DISC FOR  
REGAL/ROYAL  
FLUSHOMETER**

W-R#	Description	Sloan#
<b>SR004</b>	Molded Disc	A-15A



**DIAPHRAGM FOR  
REGAL  
FLUSHOMETERS**

W-R#	Description	Sloan#
<b>SR102</b>	Diaphragm	A-156-A
<b>SR101</b>	Diaphragm w/Copper Ring	A-56-A
<b>SR199</b>	A-56-A & A-15A	A-56-AA



**RELIEF VALVE FOR  
REGAL/ROYAL  
FLUSHOMETERS**

W-R#	Description	Sloan#
<b>SR006</b>	White (Toilet)	A-19AC
<b>SR008</b>	Black (Urinal)	A-19AU
<b>SR010</b>	Green (1.6)	A-19ALC

**GENUINE SLOAN®  
REPLACEMENT PARTS**



**GUIDE ASSEMBLY FOR  
REGAL/ROYAL  
FLUSHOMETERS**

W-R#	Description	Sloan#
SR110	Guide Assembly	A-163A



**REGAL™ REBUILD KITS**



W-R#	Description	Sloan#
SR202	4.5 GPF (Toilet)	A-36A
SR204	1.5 GPF (Urinal)	A-37A
SR206	3.5 GPF (Toilet)	A-38A
SR208	1.6 GPF (Toilet)	A-41A
SR210	1.0 GPF (Urinal)	A-42A
SR212	0.5 GPF (Urinal)	A-43A



**ROYAL™ REBUILD KITS  
WITH DUAL-FILTERED  
DIAPHRAGM**

W-R#	Description	Sloan#
SR222	1.5 GPF (Urinal)	A-1037A
SR224	3.5 GPF (Toilet)	A-1038A
SR226	1.6 GPF (Toilet)	A-1041A
SR228	1.0 GPF (Urinal)	A-1042A



**OPTIMA-PLUS™ &  
OPTIMA™ G2  
REBUILD KITS**



W-R#	Description	Sloan#
SR950	Urinal	EBV-1022-A
SR952	Closet	EBV-1020-A
SR954	HET Urinal	EBV-1023-A
SR956	HET Closet	EBV-1024-A



**GEM™ PISTON  
ASSEMBLIES**

W-R#	Description	Sloan#
SR402	G-75 (Urinal)	G-1002-A
SR404	G-75 (Closet)	G-1003-A
SR414	3.5 GPF (Closet)	G-1007-A
SR416	1.6 GPF (Closet)	G-1016-A
SR412	1.5 GPF (Urinal)	G-1009-A
SR410	1.0 GPF (Urinal)	G-1017-A



**OLD-STYLE GEM™  
PISTON PARTS**



W-R#	Description	Sloan#
SR430	Piston Cover	G-77
SR432	Molded Cup	G-78

**GENUINE SLOAN®  
REPLACEMENT PARTS**



**VACUUM BREAKER  
INSERT FOR ROYAL/  
REGAL™**

W-R#	Description	Sloan#
<b>SR602</b>	Insert	V-551A
<b>SR604</b>	Hi-Pressure Insert	V-651A



**HANDLE ASSEMBLY  
FOR ROYAL/REGAL/  
GEM™**

W-R#	Description	Sloan#
<b>SR002</b>	Regal	B-32A
<b>SR122</b>	Royal	B-73
<b>SR420</b>	Gem	G-36A




**HANDLE COUPLING  
NUT FOR ROYAL/  
REGAL™**

W-R#	Description	Sloan#
<b>SR118</b>	CP Nut	A-6



**HANDLE REPAIR KIT  
FOR REGAL/ROYAL/  
GEM™**

W-R#	Description	Sloan#
<b>SR106</b>	Regal	B-50A
<b>SR136</b>	Royal	B-51A
<b>SR422</b>	Gem	G-50A



**HANDLE GASKET &  
SEAL FOR ROYAL/  
REGAL™**

W-R#	Description	Sloan#
<b>SR108</b>	Handle Seal	B-39
<b>SR116</b>	Handle Gasket	A-31
<b>SR418</b>	Gem Handle Gasket	G-35



**VACUUM BREAKER  
TAILPIECES**

W-R#	Description	Sloan#
<b>SR502</b>	3/4" x 9"	V-500-AA
<b>SR504</b>	1 1/4" x 9"	V-500-AA
<b>SR508</b>	1 1/4" x 15"	V-500-AA
<b>SR510</b>	1 1/4" x 22"	V-500-AA
<b>SR506</b>	1 1/2" x 9"	V-500-AA
<b>SR512</b>	1 1/2" x 15"	V-500-AA
<b>SR514</b>	1 1/2" x 22"	V-500-AA

**GENUINE SLOAN®  
REPLACEMENT PARTS**



**SPUD COUPLING  
ASSEMBLIES**

W-R#	Description	Sloan#
SR302	3/4" Regal	F-54-A
SR304	3/4" Royal/Gem	F-5-A
SR306	1 1/4" Royal/Gem	F-5-A
SR308	1 1/4" Regal	F-55-A
SR310	1 1/2" Regal	F-56-A
SR312	1 1/2" Royal/Gem	F-5-A



**CP VACUUM BREAKER  
NUT FOR  
ROYAL/REGAL/GEM**

W-R#	Description	Sloan#
SR129	CP Nut	V-553-A



**CP ADJUSTABLE TAIL  
FOR ROYAL/REGAL/  
GEM**



W-R#	Description	Sloan#
SR130	2 1/16" Tail	H-551-A
SR148	3 1/16" Tail	H-551-A
SR150	4 1/16" Tail	H-551-A
SR152	5 1/16" Tail	H-551-A
SR154	6 1/16" Tail	H-551-A



**CP TAILPIECE COUPLING  
NUT FOR  
ROYAL/REGAL/GEM**

W-R#	Description	Sloan#
SR128	CP Coupling Nut	H-550



**STOP TAILPIECE  
O-RING FOR ROYAL/  
REGAL/GEM**

W-R#	Description	Sloan#
SR131	O-Ring	H-553



**CONTROL STOP REPAIR  
KIT FOR  
ROYAL/REGAL/GEM**

W-R#	Description	Sloan#
SR138	1" Kit	H-541-A
SR144	3/4" Kit	H-543-A



**REGAL™  
CONTROL STOPS**

W-R#	Description	Sloan #
SR812	3/4" Control Stop	H-790A-3/4
SR814	1" Control Stop	H-790A-1

**GENUINE SLOAN®  
REPLACEMENT PARTS**



**CP CONTROL STOP  
CAP**

W-R#	Description	Sloan#
SR112	1" Cap	H-573
SR114	3/4" Cap	H-582



**CP VANDAL-PROOF  
CONTROL STOP CAP**

W-R#	Description	Sloan#
SR140	1" V.P. Cap	H-1010-A
SR142	3/4" V.P. Cap	H-1009-A



**GENUINE SLOAN  
"SUPER-WRENCH"®**

W-R#	Description	Sloan #
SR700	Wrench	A-50



**"SPUD BUDDY"  
FLUSHOMETER SPUD  
WRENCH**

W-R#	Description	Sloan #
1851000	Fits H-551-A	-



Used to adjust or remove flushometer tailpieces during rough-in or replacement.



**FILTER SCREEN FOR  
FOR CONTROL STOP  
TAILPIECE**

W-R#	Description	Bag
1851050	Filter Screen	12



- Filter screen for CP tailpiece to reduce the amount of debris that enters flushometer body. Helps preserve life of diaphragm.



**FLUSHMATE®**

Consider Wal-Rich your prime source for Genuine Sloan Flushmate parts and accessories. All Flushmate parts are made in the USA and furnished in original packaging.



**GENUINE SLOAN  
FLUSHMATE®  
REPLACEMENT  
CARTRIDGE**



W-R#	Description	Sloan#
<b>FM002</b>	1.6 & 1.0 gpf	C100500K
<b>FM030</b>	1.28 gpf	C100501K



**GENUINE SLOAN  
FLUSHMATE® SUPPLY  
GROUP**

W-R#	Description	Sloan#
<b>FM004</b>	Supply Group	RK100100



**GENUINE SLOAN  
FLUSHMATE® UPPER  
SUPPLY, ONLY**

W-R#	Description	Sloan#
<b>FM006</b>	Upper Supply	BU100505K



**GENUINE SLOAN  
FLUSHMATE® 501-B  
RETROFIT TANK KIT  
(USES 503 TANK)**

W-R#	Description	Sloan#
<b>FM300</b>	Replacement Tank to fit 501-B Series Tanks	M-101526-F3BK

- Replaces the following Flushmate® Tanks:  
M-101526-F  
M-101526-FA  
M-101526-FH  
M-101526-FHA



**GENUINE SLOAN  
FLUSHMATE® 503  
TANK**



W-R#	Description	Sloan#
<b>FM200</b>	503 Tank	M-101526-F31

- 1.6 gpf for all OEMs except Kohler K4404 tank and Gerber 28-385 tank

<b>FM400</b>	503 Tank	M-101526-F33
--------------	----------	--------------

- 1.6 gpf for Gerber 28-385 tank



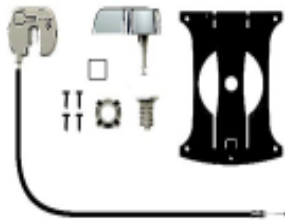


**GENUINE SLOAN®  
FLUSHMATE & PARTS**



**GENUINE SLOAN  
FLUSHMATE® CP  
PUSH-BUTTONS**

W-R#	Description	Sloan#
FM008	Convex Button	DP500999-1



**GENUINE SLOAN  
FLUSHMATE® HANDLE  
REPLACEMENT KIT**



W-R#	Description	Sloan#
FM020	Handle Kit	AP300503

- For OEM tanks with Flushmate 503 series and flush handle



**GENUINE SLOAN  
FLUSHMATE® TANK-TO-  
BOWL GASKET**



W-R#	Description	Sloan#
FM070	Gasket	E-205288

- Fits all models except Mansfield



FM050



FM052

**GENUINE SLOAN  
FLUSHMATE® TOOLS**



W-R#	Description	Sloan#
FM050	Nut Wrench	ST100100
FM052	Cartridge Wrench	ST100500



1318090

1318094

1318092

1318096

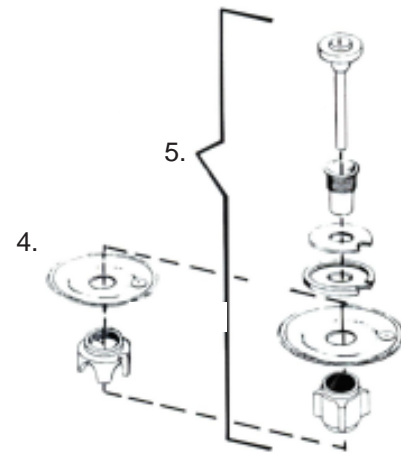

**TANK LEVERS FOR  
PRESSURE ASSIST  
TOILETS**

W-R#	Description	Fits REF#
1318090	To Fit Gerber	99-0571-KT
1318092	To Fit Am Std	738473-0020A
1318094	To Fit Am Std	738153-0020A
1318096	To Fit Am Std	738254-0020A

# GENUINE REPAIR PARTS FOR



Consider Wal-Rich as your #1 source for Genuine Delany Rex & Flushboy Flushvalves and replacement parts. All available for immediate delivery.



## REX FLUSHOMETER PARTS

	<u>W-R#</u>	<u>C-D #</u>	<u>Description</u>
1.	<b>CD001</b>	R333A	Handle Assembly
2.	<b>CD002</b>	R223-2	Brass Operating Stem
3.	<b>CD004</b>	R222-3	Rubber Flexor
4.	<b>CD201</b>	R107KC	Diaphragm Kit 4.5 Closet
	<b>CD202</b>	R107-3KC	Diaphragm Kit 3.5 Closet
	<b>CD203</b>	R107-1.6KC	Diaphragm Kit 1.6 Closet
	<b>CD204</b>	R107KU	Diaphragm Kit 3.5 Urinal
	<b>CD205</b>	R107-1KU	Diaphragm Kit 1.0 Urinal
5.	<b>CD101</b>	R107AC	Drop-In Repair Kit 4.5 Closet
	<b>CD102</b>	R107-3AC	Drop-In Repair Kit 3.5 Closet
	<b>CD103</b>	R107-1.6AC	Drop-In Repair Kit 1.6 Closet
	<b>CD104</b>	R107AU	Drop-In Repair Kit 3.5 Urinal

## FLUSHBOY FLUSHOMETER PARTS

	<u>W-R#</u>	<u>C-D #</u>	<u>Description</u>
1.	<b>CD001</b>	R333A	Handle Assembly
2.	<b>CD002</b>	R223-2	Brass Operating Stem
3.	<b>CD004</b>	R222-3	Rubber Flexor
4.	<b>CD301</b>	F141KC	Diaphragm Kit 4.5 Closet
	<b>CD302</b>	F141-3KC	Diaphragm Kit 3.5 Closet
	<b>CD303</b>	F141-1.6KC	Diaphragm Kit 1.6 Closet
	<b>CD304</b>	F141KU	Diaphragm Kit 3.5 Urinal
5.	<b>CD401</b>	F141ACQ	Drop-In Repair Kit 4.5 Closet
	<b>CD402</b>	F141-3ACQ	Drop-In Repair Kit 3.5 Closet
	<b>CD403</b>	F141-1.6ACQ	Drop-In Repair Kit 1.6 Closet
	<b>CD404</b>	F141AU	Drop-In Repair Kit 3.5 Urinal



Make Wal-Rich your source for Genuine Delany Flushometers and Repair Parts. All parts are manufactured in the USA by Coyne and Delany Company.



**GENUINE DELANY®  
DROP-IN REBUILD KITS  
FOR REX**

W-R#	Description	Delany#
<b>CD101</b>	4.5 Closet	R107AC
<b>CD102</b>	3.5 Closet	R107-3AC
<b>CD103</b>	1.6 Closet	R107-1.6AC
<b>CD104</b>	3.5 Urinal	R107AU



**GENUINE DELANY®  
REPLACEMENT  
DIAPHRAGMS FOR REX**

W-R#	Description	Delany#
<b>CD201</b>	4.5 Closet	R107KC
<b>CD202</b>	3.5 Closet	R107-3KC
<b>CD203</b>	1.6 Closet	R107-1.6KC
<b>CD204</b>	3.5 Urinal	R107KU
<b>CD205</b>	1.0 Urinal	R107-1KU



**GENUINE DELANY®  
DROP-IN REBUILD KITS  
FOR FLUSHBOY**

W-R#	Description	Delany#
<b>CD401</b>	4.5 Closet	F141ACQ
<b>CD402</b>	3.5 Closet	F141-3ACQ
<b>CD403</b>	1.6 Closet	F141-1.6ACQ
<b>CD404</b>	1.0 Urinal	F141AU



**GENUINE DELANY®  
REPLACEMENT  
DIAPHRAGMS FOR  
FLUSHBOY**

W-R#	Description	Delany#
<b>CD301</b>	4.5 Closet	F141KC
<b>CD302</b>	3.5 Closet	F141-3KC
<b>CD303</b>	1.6 Closet	F141-1.6KC
<b>CD304</b>	1.0 Urinal	F141KU



**GENUINE DELANY®  
REX FLUSHOMETERS**

**REX™ FLUSHOMETERS**

W-R#	Description	Delany#
<b>CD902</b>	1.6 Closet	R401-1.6GNF
<b>CD904</b>	3.5 Closet	R401-3RTNF
<b>CD906</b>	1.0 Urinal	R451-1

- Furnished complete with control stop

**REPLACEMENT PARTS FOR  
DELANY FLUSHVALVES**



**C.P. HANDLE ASSEMBLY**

W-R#	Description	To Fit#
CD001	Handle Assembly	R333A



**VACUUM BREAKER  
TO FIT DELANY**

W-R#	Description	To Fit#	Box
CD005	Insert	427A	25



**OPERATING STEM  
TO FIT DELANY**

W-R#	Description	To Fit #	Box
CD002	1 15/16"	223-2	25
CD006	1 29/32"	33	25



**RUBBER FLEXOR  
TO FIT DELANY**

W-R#	Description	To Fit #	Box
CD004	Flexor	222-3	25



**UNIVERSAL LEATHER  
WASHER KIT TO FIT  
DELANY**



W-R#	Description	To Fit #	Box
2741002	Leather	Rex	25

- Universal Kit features 3 bypasses to accommodate 1.0, 1.6, & 3.5 GPF.
- Real leather diaphragm



**VACUUM BREAKER  
ASSEMBLIES**

W-R#	Description	To Fit #
2743002	1 1/2" x 9"	#50VB
2743004	1 1/4" x 9"	#50VB
2743006	3/4" x 9"	#50VB

**REPAIR PARTS TO FIT AMERICAN STANDARD**

**FITS "HERITAGE"**



**AS002** Shower (H & C) Pr.  
**AS003** Diverter Ea.

**FITS "HERITAGE"- LARGE**



**AS018** Shower (H & C) Pr.  
**AS020** Diverter Ea.

**FITS "WRISTBLADE"**



**AS009** Wristblade Pr.

**FITS "AQUASEAL"**



**AS402HLF** Hot Stem Ea.  
**AS402CLF** Cold Stem Ea.  
**2722002** Washer Only 100

**FITS "CADET"**



**AS409HLF** Hot Stem Ea.  
**AS409CLF** Cold Stem Ea.  
**2722004** Washer Only 24

**FITS "AQUASEAL" RETROFIT**



**AS406HLF** Hot Stem Ea.  
**AS406CLF** Cold Stem Ea.

Please Note: For identification purposes only, original manufacturers' names may appear in the description of Wal-Rich replacement parts. These parts should not be confused with the OEM part, unless specified with an original logo.

**FITS "AQUASEAL"**



**AS404LF** Bonnet Nut Ea.

**FITS "AQUASEAL" DIVERTER**



**AS412** Diverter Ea.

**FITS "HERITAGE"**



**AS101** Escutcheon Ea.

**FITS "HERITAGE"**



**AS201** Sleeve Ea.

**FITS "AQUASEAL" SEAT**



**4666022** Seat 25/bag

**REPAIR PARTS TO FIT  
CENTRAL BRASS**

**FITS CENTRAL BRASS**



**CB001** Basin (H & C) Pr.

**FITS CENTRAL BRASS**



**CB003** Shower (H & C) Pr.  
**CB004** Diverter Ea.

**FITS CENTRAL BRASS**



**CB002** Shower (H & C) Pr.  
**CB005** Diverter Ea.

**FITS CENTRAL BRASS**



**CB006** Wristblade Pr.

**FITS CENTRAL BRASS**



**CB402HLF** Hot Basin Stem Ea.  
**CB402CLF** Cold Basin Stem Ea.

**FITS CENTRAL BRASS**



**CB404HLF** Hot Basin Stem Ea.  
**CB404CLF** Cold Basin Stem Ea.

**FITS CENTRAL BRASS**




**CB410** Shower (H/C) Ea.

**FITS CENTRAL BRASS**



**CB412** Diverter Ea.

**FITS CENTRAL BRASS**



**CB415** Shower (H/C) Ea.

**FITS CENTRAL BRASS**



**CB417** Diverter Ea.

**FITS CENTRAL BRASS**



**CB202** Escutcheon Ea.  
**CB502** Escutcheon Nipple Ea.

**FITS CENTRAL BRASS**



**4666008** Seat-1/2" 25/Bag.  
**4666003** Seat-5/8" 25/Bag

**REPAIR PARTS TO FIT CHICAGO**

**FITS "QUATURN"**



2 3/4"



**CH002LF** Hot Stem      Ea.  
**CH004LF** Cold Stem      Ea.

**REPAIR PARTS TO FIT CRANE**

**FITS "DIALEZE"**



2 1/4"



**CR201HLF** Hot Stem      Ea.  
**CR201CLF** Cold Stem      Ea.  
**1304300** Washer      12  
**1304302** Adapter      12

**REPAIR PARTS TO FIT DELTA**

**FITS DELTA**

"D" Broach  
Fits #H21



1 7/8"

**DD014** Basin (H & C)      Pr.

**FITS DELTA**

Round Broach  
Fits #RP2389



**DD006** Single Lever      Ea.  
with Adapter

**FITS DELTA**

Offset  
Diamond Broach  
Fits #RP2391



**DD004** Shower with      Pr.  
Offset Broach

Please Note: For identification purposes only, original manufacturers' names may appear in the description of Wal-Rich replacement parts. These parts should not be confused with the OEM part, unless specified with an original logo.

**FITS DELTA**

Oval Broach  
Fits #RP2392



**DD010** Scald-Gard      Ea.  
Shower

**FITS DELTA**



**1674002** Stem Only      Ea.  
**1674012** Stem with      Ea.  
S.S. Disc

**FITS DELTA**

Fits RP-70



**4671002** Brass      Ea.  
**1671006** Stainless Steel      Ea.

**FITS DELTA**

Fits RP-212



**4671004** Brass      Ea.

**REPAIR PARTS TO FIT  
DELTA (continued)**

**FITS DELTA** Fits RP-1740



**DD102** 3" Extender Ea.

**FITS DELTA**



**1674010** Diverter Ea.

**FITS DELTA** Fits RP-19804



**1674020** Fits Monitor Ea.

**FITS DELTA**



New Style  
**Short**  
seats &  
springs

**1675500** Faucet 25  
**1676500** Shower 25

**FITS DELTA**



Old Style  
(pre-1972)  
**Long**  
seats &  
springs

**1676002** Faucet 25

**FITS DELTA**



New-Style  
(Short)

Old-Style  
(Long)

**1674500** New-Style 25  
**1675002** Old-Style 25

**FITS DELTA**



**1673010** C.P. Cap Assembly Ea.

Please Note: For identification purposes only, original manufacturers' names may appear in the description of Wal-Rich replacement parts. These parts should not be confused with the OEM part, unless specified with an original logo.

**FITS DELTA**



**ID:** 1 13/16"  
**L:** 7 1/4"  
**W:** 5 3/8"

**1673004** Less Diverter



**REPAIR PARTS TO FIT GERBER**

**FITS GERBER**



**GB005 Basin (H & C) Pr.**

**FITS GERBER**



**GB001 Shower (H & C) Pr.**  
**GB002 Diverter Ea.**

Please Note: For identification purposes only, original manufacturers' names may appear in the description of Wal-Rich replacement parts. These parts should not be confused with the OEM part, unless specified with an original logo.

**FITS GERBER**



**GB003 Shower (H & C) Pr.**  
**GB006 Diverter Ea.**

**FITS GERBER**



**GB007 Shower (H & C) Pr.**  
**GB008 Diverter Ea.**

**FITS GERBER**



**GB030 Wristblade Pr.**

**FITS GERBER**



**GB407HLF Hot Basin Ea.**  
**GB407CLF Cold Basin Ea.**

**FITS GERBER**



**GB401 Shower (H/C) Ea.**

**FITS GERBER**



**GB412 Diverter Ea.**

**FITS GERBER**



OD: 2 3/4"  
ID: 1 1/8"  
H: 3/8"

**GB101 Escutcheon Ea.**

**FITS GERBER**



OD: 1 1/8"  
L: 3 3/4"

**GB201 Shower Sleeve Ea.**

**REPAIR PARTS TO FIT GERBER (continued)**

**FITS GERBER**



**4667002** Seat 25

**FITS GERBER**



**A000148** Shower Washer 25  
**A000178** Basin Washer 25  
**1304514** Diverter Washer 25

**FITS GERBER**



**GB302** Hot Button 10  
**GB304** Cold Button 10  
**GB306** Diverter Button 10

**REPAIR PARTS TO FIT GLACIER BAY**

**FITS GLACIER BAY**



**GL402H** Hot Ea.  
**GL402C** Cold Ea.

**FITS GLACIER BAY**



**GL404H** Hot Ea.  
**GL404C** Cold Ea.

**REPAIR PARTS TO FIT KOHLER**

**FITS KOHLER**

Trend Style



**KK001** Basin (H & C) Pr.  
**KK002** Shower (H & C) Pr.  
**KK003** Diverter

Please Note: For identification purposes only, original manufacturers' names may appear in the description of Wal-Rich replacement parts. These parts should not be confused with the OEM part, unless specified with an original logo.

**FITS KOHLER**

Trend Style



**KK402HLF** Hot Basin Ea.  
**KK402CLF** Cold Basin Ea.

**FITS KOHLER**

Trend Style



**KK410H** Hot Shower Ea.  
**KK410C** Cold Shower Ea.

**FITS KOHLER**


Trend Style



**KK412** Diverter Ea.

**FITS KOHLER**

Valvet Style



**KK404HLF** Hot Stem Ea.  
**KK404CLF** Cold Stem Ea.

**FITS KOHLER**

Trend Style

5/16"



1/2"

27 TPI



**4666024** Seat

25

**FITS KOHLER**

3/8"



1/2"

27 TPI



**4666004** Seat

25

**FITS KOHLER**



3 1/8"

**BR101** Single-Lever Ea.

**REPAIR PARTS TO FIT MOEN**

**FITS MOEN-CHATEAU**



**MM002** Basin Ea.  
**MM004** Shower Ea.

**FITS MOEN-POSITEMP**



**MM030** Shower Ea.

**FITS MOEN**



4 1/4"

**FOR SHOWER ONLY**

**1304704** Fits 1200B Ea.

**FITS MOEN**



4"

**FOR SHOWER ONLY**

**1304702** Fits 1225B Ea.

**FITS MOEN**



4 1/8"

**1304705** Fits 1222 Positemp Ea.

**FITS MOEN**



2 5/8"

**1304712** Fits 1224B Ea.

**FITS MOEN**



**1304604** Clip for #883 Ea.

**FITS MOEN**



**1304610** Spout Seal Kit Ea.

Please Note: For identification purposes only, original manufacturers' names may appear in the description of Wal-Rich replacement parts. These parts should not be confused with the OEM part, unless specified with an original logo.

**REPAIR PARTS TO FIT PRICE-PFISTER**

**FITS PRICE-PFISTER**




**PP006** Basin (H & C) Pr.  
**PP004** Shower (H & C) Pr.  
**PP005** Diverter Pr.

**FITS PRICE-PFISTER**



**PP007** Basin (H & C) Pr.

**FITS PRICE-PFISTER**




**PP022** Fits Avanti Ea.

**FITS PRICE-PFISTER**



**PP402LF** Basin (H & C) Pr.

**FITS PRICE-PFISTER**




**PP410** Shower (H/C) Ea.

**FITS PRICE-PFISTER**



**PP414** Diverter Ea.

**FITS PRICE-PFISTER**



**PP412** Shower (H /C) Ea.

**FITS PRICE-PFISTER**



**PP202** Escutcheon Ea.

**FITS PRICE-PFISTER**



**PP502** Plastic Nipple 6

**FITS PRICE-PFISTER**



**4666038** Seat 25

**FITS PRICE-PFISTER**



**4666010** Seat 25

**REPAIR PARTS TO FIT SAVOY**

**FITS SAVOY**



**SY001 Basin/Shower Pr.**

**FITS SAVOY**



**SY002 Basin/Shower Pr.**

**FITS SAVOY**



Fits A-68



**SV402HLF Hot Basin Ea.**  
**SV402CLF Cold Basin Ea.**

**FITS SAVOY**



**SV410 Shower (H/C) Ea.**

**FITS SAVOY**



**SV411 Shower (H/C) Ea.**

**FITS SAVOY**



**OD: 2 13/16"**  
**ID: 5/8"**  
**H: 1 11/16"**

**SY102 Escutcheon Ea.**

**FITS SAVOY**



**OD: 2 3/4"**  
**ID: 1 1/16"**  
**H: 3/8"**

**SY103 Escutcheon Ea.**

**FITS SAVOY**



**OD: 1"**  
**L: 2 3/4"**

**SY201 Sleeve Ea.**

**FITS SAVOY**



**4666030 Seat 25**

Please Note: For identification purposes only, original manufacturers' names may appear in the description of Wal-Rich replacement parts. These parts should not be confused with the OEM part, unless specified with an original logo.

**REPAIR PARTS TO FIT SAYCO**

**FITS SAYCO**



**SA001** Shower (H & C) Pr.  
**SA006** Diverter Ea.

**FITS SAYCO**



**SA401H** H/C Shower Ea.

**FITS SAYCO**



**SA412** Diverter Ea.

**FITS SAYCO**



OD: 2 3/4"  
ID: 1 1/4"  
H: 5/8"

**SA101** Escutcheon Ea.

**FITS SAYCO**



OD: 1 1/4"  
ID: 1 1/8"  
H: 3"

**SA201** Sleeve Ea.

**FITS SAYCO**



**4666032** Seat 25

**REPAIR PARTS TO FIT STERLING**

**FITS STERLING**




**ST003** Basin (H & C) Ea.

**FITS STERLING**



**ST006** Shower (H & C) Pr.  
**ST004** Diverter Ea.

**FITS STERLING**



**ST410** Shower (H/C) Ea.

**FITS STERLING**



**ST412** Diverter Ea.

**FITS STERLING**



**4666020** Seat 25

**FITS STERLING**



OD: 2 3/4"  
ID: 1 1/4"  
H: 3/8"

**ST102** Escutcheon Ea.

**REPAIR PARTS TO FIT  
STERLING (CONTINUED)**

**FITS STERLING**



OD: 1 1/4"  
ID: 1 1/8"  
H: 2 1/2"

**ST202 Sleeve** Ea.

Please Note: For identification purposes only, original manufacturers' names may appear in the description of Wal-Rich replacement parts. These parts should not be confused with the OEM part, unless specified with an original logo.


**REPAIR PARTS TO FIT  
SYMMONS**

**FITS SYMMONS**



**SM001 Shower** Ea.

**FITS SYMMONS**



Fits TA-10

**SM401 Fits Temptrol** Ea.

**FITS SYMMONS**



Fits TA-4


Fits TA-9

**1304200 Seat Kit** Ea.

**1304202 Repair Kit** Ea.

**REPAIR PARTS TO FIT  
T & S BRASS**

**FITS T & S**



**CJ302 Handle (H & C)** Pr.

**FITS T & S**



**CJ401HLF Hot Stem** Ea.

**CJ401CLF Cold Stem** Ea.

**FITS T & S**



**CJ500HLF Hot Spindle Assy** Ea.

**CJ500CLF Cold Spindle Assy** Ea.

**REPAIR PARTS FOR  
UNIVERSAL FIT**

**UNIVERSAL FIT**



**OD:** 2 7/8"  
**ID:** 3/4"  
**H:** 1 3/4"

**0622002** Untapped Ea.

**UNIVERSAL FIT**



**1633302** Crystal Handle Pr.

**UNIVERSAL FIT**



**1632002** Cross Handle Pr.

**UNIVERSAL FIT**



**1633002** Lever Handle Pr.

**UNIVERSAL FIT**



**HH001** Wristblade Pr.

**UNIVERSAL FIT**



**1621002** "Crown" Fitall Pr.

**UNIVERSAL FIT**

**NEW!**



**1634002** Universal Shower

- Fits Grohe, Danfoss, Gerber, Central, Newport Brass, Altmans, etc.

**UNIVERSAL FIT**

**NEW!**



**1652020** Universal S/L Faucet

- Fits Gerber & many imported faucet models.



# SHOWER REBUILD KITS

Each kit includes the stems, seats, handles, and trim for the most popular 3 valve shower bodies.



## FITS AMERICAN STANDARD



**ASK01- Heritage**

EACH KIT CONTAINS:		
W-R #	Description	Qty
AS002	Hot/Cold Handle	1 pr.
AS003	Diverter Handle	1
AS402H	Hot Stem	1
AS402C	Cold Stem	1
AS412	Diverter Stem	1
AS404	Stem Bushing	1
AS101	Escutcheon	3
AS201	Sleeve	3
4666022	Seat - (11/32" H - 7/16" x 24T)	2
4666023	Seat - (3/8" H - 35/64" x 18T)	1

## FITS CENTRAL BRASS



**CBK01 - Old Style Stems**

EACH KIT CONTAINS:		
W-R #	Description	Qty
CB003	Hot/Cold Handle	1 pr.
CB004	Diverter Handle	1
CB410	Hot/Cold Stem	2
CB412	Diverter Stem	1
CB202	Sleeve/Escutcheon	3
CB502	Brass Escutcheon Nipple	3
4666003	Seat (21/32" H - 5/8" x 24T)	3



**CBK01-P - New Style Stems**

EACH KIT CONTAINS:		
W-R #	Description	Qty
CB003	Hot/Cold Handle	1 pr.
CB004	Diverter Handle	1
CB415	N/S Hot/Cold Stem	2
CB417	N/S Diverter Stem	1
CB202	Sleeve/Escutcheon	3
CB502	Brass Escutcheon Nipple	3
4666003	Seat (21/32" H - 5/8" x 24T)	3

# SHOWER REBUILD KITS

## FITS GERBER



**GBK01 - Long Broach**

EACH KIT CONTAINS:		
W-R #	Description	Qty
<b>GB003</b>	Hot/Cold Long Broach Handles	1 pr.
<b>GB006</b>	Diverter Long Broach Handle	1
<b>GB401</b>	Hot/Cold Stem	2
<b>GB412</b>	Diverter Stem	1
<b>GB101</b>	Escutcheon	3
<b>GB201</b>	Sleeve	3
<b>4667002</b>	Seat (7/16" H - 5/8" x 20T)	3



**GBK02 - Short Broach**

EACH KIT CONTAINS:		
W-R #	Description	Qty
<b>GB007</b>	Hot/Cold Short Broach Handles	1 pr.
<b>GB008</b>	Diverter Short Broach Handle	1
<b>GB401</b>	Hot/Cold Stem	2
<b>GB412</b>	Diverter Stem	1
<b>PP202</b>	Escutcheon	3
<b>0623008</b>	Fitall Escutcheon Nipple	3
<b>4667002</b>	Seat (7/16" H - 5/8" x 20T)	3

## FITS KOHLER



**KKK01 - Trend**

EACH KIT CONTAINS:		
W-R #	Description	Qty
<b>KK002</b>	Hot/Cold Handle	1 pr.
<b>KK003</b>	Diverter Handle	1
<b>KK410H</b>	Hot Stem	1
<b>KK410C</b>	Cold Stem	1
<b>KK412</b>	Diverter Stem	1
<b>KK102</b>	Escutcheon	3
<b>4666004</b>	Seat (3/8" H - 1/2" x 27T)	3

## FITS PRICE-PFISTER



**PPK01 - "Verve"**

EACH KIT CONTAINS:		
W-R #	Description	Qty
<b>PP004</b>	Hot/Cold Handles	1 pr.
<b>PP005</b>	Diverter Handle	1
<b>PP410</b>	Hot/Cold Stem - Less Threads	2
<b>PP414</b>	Diverter Stem - Less Threads	1
<b>PP202</b>	Escutcheon	3
<b>PP502</b>	Escutcheon Nipple	3
<b>4666010</b>	Seat (3/8" H - 21/32" x 18T)	3

# SHOWER REBUILD KITS

## FITS SAYCO



**SAK01**

EACH KIT CONTAINS:		
W-R #	Description	Qty
<b>SA001</b>	Hot/Cold Handles	1 pr.
<b>SA006</b>	Diverter Handle	1
<b>SA401H</b>	H/C Stem	2
<b>SA412</b>	Diverter Stem	1
<b>SA101</b>	Escutcheon	3
<b>SA201</b>	Sleeve	3
<b>4666032</b>	Seat (5/16" H - 1/2" x 20T)	3

## FITS STERLING



**STK01**

EACH KIT CONTAINS:		
W-R #	Description	Qty
<b>ST006</b>	Hot/Cold Handles	1 pr.
<b>ST004</b>	Diverter Handle	1
<b>ST410</b>	H/C Stem	2
<b>ST412</b>	Diverter Stem	1
<b>ST102</b>	Escutcheon	3
<b>ST202</b>	Sleeve	3
<b>4666020</b>	Seat (3/8" H - 1/2" x 24T)	3

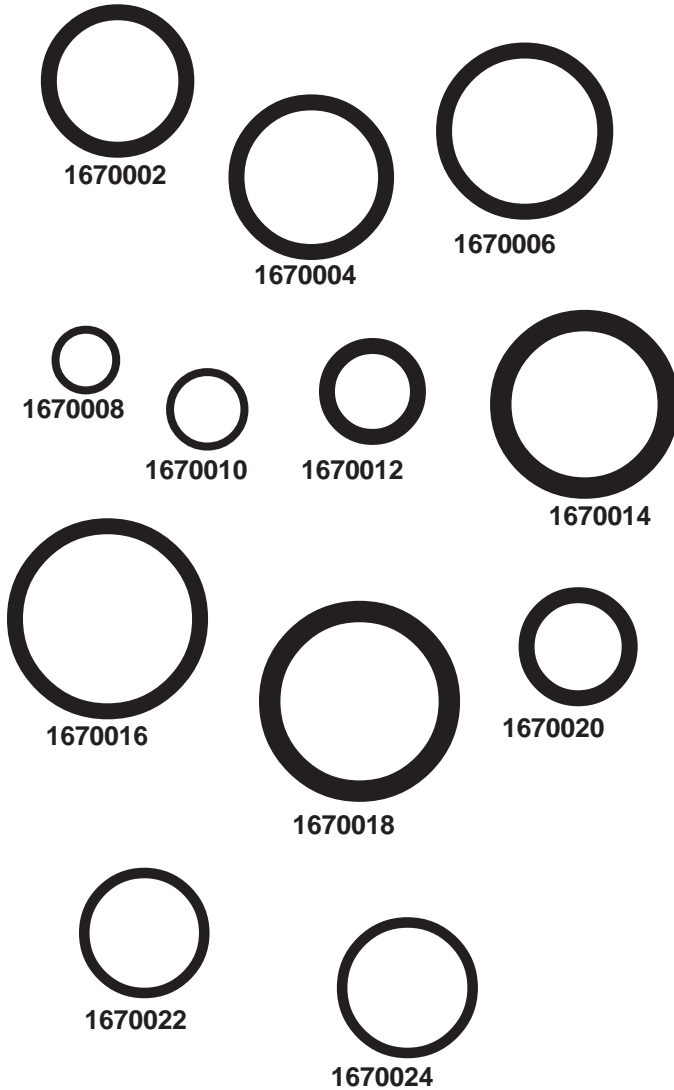
# BASIN REBUILD KITS

## FITS GERBER



**GBF1**

EACH KIT CONTAINS:		
W-R #	Description	Qty
<b>GB005</b>	Hot/Cold Basin Handle	1 pr.
<b>GB407HLF</b>	Hot Basin Stem	1
<b>GB407CLF</b>	Cold Basin Stem	1
<b>4667002</b>	Seat (7/16" H - 5/8" x 20T)	2



W-R#	Description	Min.	Box
<b>1670002</b>	<b>A</b> 1 <sup>3</sup> / <sub>16</sub> " O.D. x 5 <sup>5</sup> / <sub>8</sub> " I.D. x 3 <sup>3</sup> / <sub>32</sub> " Fits Price-Pfister, Arrowhead, Am. Standard	100	
<b>1670004</b>	<b>B</b> 7 <sup>7</sup> / <sub>8</sub> " O.D. x 1 <sup>11</sup> / <sub>16</sub> " I.D. x 3 <sup>3</sup> / <sub>32</sub> " Fits Kohler, Central, Gopher, Republic, Briggs, Mullins, Schaible, Am. Standard, Chase, Milwaukee Faucet.	100	
<b>1670006</b>	<b>C</b> 1 <sup>5</sup> / <sub>16</sub> " O.D. x 3 <sup>3</sup> / <sub>4</sub> " I.D. x 3 <sup>3</sup> / <sub>32</sub> " Fits Kohler, Union Brass, Gerber, Indiana Brass, Sayco, Am. Standard.	100	
<b>1670008</b>	<b>D</b> 3 <sup>3</sup> / <sub>8</sub> " O.D. x 1 <sup>1</sup> / <sub>4</sub> " I.D. x 1 <sup>1</sup> / <sub>16</sub> " Fits Acme Brass.	100	
<b>1670010</b>	<b>E</b> 7 <sup>7</sup> / <sub>16</sub> " O.D. x 5 <sup>5</sup> / <sub>16</sub> " I.D. x 1 <sup>1</sup> / <sub>16</sub> " Fits Central Brass, Eljer, Milwaukee Faucet, Chase.	100	
<b>1670012</b>	<b>F</b> 9 <sup>9</sup> / <sub>16</sub> " O.D. x 3 <sup>3</sup> / <sub>8</sub> " I.D. x 3 <sup>3</sup> / <sub>32</sub> " Fits General Brass, Arrowhead, Repcal, Gerber, Milwaukee Faucet, Savoy, Am. Standard, Harcraft.	100	
<b>1670014</b>	<b>G</b> 1" O.D. x 3 <sup>3</sup> / <sub>4</sub> " I.D. x 1 <sup>1</sup> / <sub>8</sub> " Fits Crane, Milwaukee Faucet.	100	
<b>1670016</b>	<b>H</b> 1 <sup>1</sup> / <sub>16</sub> " O.D. x 1 <sup>13</sup> / <sub>16</sub> " I.D. x 1 <sup>1</sup> / <sub>8</sub> " Fits Eljer, Moen, Chase.	100	
<b>1670018</b>	<b>I</b> 1 <sup>1</sup> / <sub>8</sub> " O.D. x 7 <sup>7</sup> / <sub>8</sub> " I.D. x 1 <sup>1</sup> / <sub>8</sub> " Fits Mullins, Repcal, Harcraft.	100	
<b>1670020</b>	<b>J</b> 5 <sup>5</sup> / <sub>8</sub> " O.D. x 7 <sup>7</sup> / <sub>16</sub> " I.D. x 3 <sup>3</sup> / <sub>32</sub> " Fits Central, Chase, Scovill Ballcock, Savoy.	100	
<b>1670022</b>	<b>K</b> 1 <sup>1</sup> / <sub>16</sub> " O.D. x 1 <sup>1</sup> / <sub>2</sub> " I.D. x 3 <sup>3</sup> / <sub>32</sub> " Fits Eljer, Moen, Sayco, Dishmaster.	100	
<b>1670024</b>	<b>L</b> 3 <sup>3</sup> / <sub>4</sub> " O.D. x 9 <sup>9</sup> / <sub>16</sub> " I.D. x 3 <sup>3</sup> / <sub>32</sub> " Fits Central, Schaible, Eljer, Price Pfister, Chase, Milwaukee Faucet.	100	

**O-RING ASSORTMENT KITS**

**1668002**      150 Piece Assortment

**FAUCET & SHOWER SEATS**



**BRASS SEAT KITS**

**NYC FAUCET SEAT KIT**

4 KOHLER 1/2 x 27 4666004	6 AM-STD BARNES 1/2 x 20 4666014	16 AMER. STD. 7/16 x 24 4666022	12 GERBER 5/8 x 20 4667002	10 SAVOY 9/16 x 20 4666030	10 CENTRAL 1/2 x 24 4666008
4 SAYCO-YOUNG 1/2 x 20 4666032	6 UNION 33/64 x 18 4666034			10 STERLING 1/2 x 24 4666020	10 PRICE PFISTER 1/2 x 20 4666038
4 AMER. STD. 35/64 x 24 4666002	6 ELJER 1/2 x 27 4666012				

**CROWN FAUCET SEAT KIT**

4666002 AMERICAN STANDARD	4666004 KOHLER	4666006 BARNES DICK	4666008 CENTRAL STERLING	4666010 BRIGGS REPUBLIC	4666012 ELJER
4666014 AM. STD. BARNES CROSLEY SAYCO Y'NGSTOWN.	4666016 SCHAIBLE	4666018 SPEAKMAN	4666020 STERLING	4666022 AMERICAN STANDARD	4666024 BARNES
4666026 INDIANA MILWAUKEE	46660128 MILWAUKEE	4666030 SAVOY	4666032 SAYCO Y'NGSTOWN	4666034 UNION	4666036 UNIVERSAL RUNDLE

W-R#	Description	Min	Box
4663002	NYC Seat Kit	1	12

- 100 of the 12 most popular sizes in the New York region.



W-R#	Description	Min	Box
4664002	Crown Seat Kit	1	12

- 100 of the 18 most popular size seats



**SEAT GAUGE**

W-R#	Description	Min	Box
1850000	Seat Gauge	1	6

- 16 measurements



**BRASS BIB SCREWS**



W-R#	Description	Min	Box
1683002	3/8" x 6/32"	100	100
1683004	3/8" x 8/32"	100	100
1683006	3/8" x 10/32"	100	100
1683008	3/8" x 10/24"	100	100
1684002	1/2" x 6/32"	100	100
1684004	1/2" x 8/32"	100	100
1684006	1/2" x 10/32"	100	100
1684008	1/2" x 10/24"	100	100

W-R#	Description	Min	Box
1681002	100 pc Assorted	1	12

**GENUINE DELTA® PARTS**



**GENUINE DELTA®  
HANDLE**

W-R#	Description	Min.
ODP01	RP2393 Handle	1



**GENUINE DELTA®  
#70 BALL**

W-R#	Description	Min.
ODP20	RP70 Ball	1



**GENUINE DELTA®  
#212 BALL**

W-R#	Description	Min.
ODP22	RP212 Ball	1



**GENUINE DELTA®  
SEATS & SPRINGS**

W-R#	Description	Min.
ODP28	RP4993	1



**GENUINE DELTA®  
REPAIR KIT**

W-R#	Description	Min.
ODP30	RP3614	1



**GENUINE DELTA®  
SPRAY DIVERter**

W-R#	Description	Min.
ODP36	RP320	1



**GENUINE DELTA®  
BALANCING SPOOL**

W-R#	Description	Min.
ODP51	RP574	1

**GENUINE DELTA® PARTS**



**GENUINE DELTA®  
STEM UNIT**

W-R#	Description	Min.
ODP34	RP1740	1



**GENUINE DELTA®  
SHOWER CARTRIDGE**

W-R#	Description	Min.
ODP52	RP19804	1



**GENUINE DELTA®  
SHOWER CARTRIDGE**

W-R#	Description	Min.
ODP54	RP32104	1



**GENUINE DELTA®  
SHOWER CARTRIDGE**

W-R#	Description	Min.
ODP56	RP1991	1



**GENUINE DELTA®  
SHOWER CARTRIDGE**

W-R#	Description	Min.
ODP57	RP46463	1



**GENUINE DELTA®  
SHOWER CARTRIDGE**

W-R#	Description	Min.
ODP58	RP46074	1



**GENUINE DELTA®  
SHOWER CARTRIDGE**

W-R#	Description	Min.
ODP55	RP47201	1



**GENUINE GERBER® PARTS**



**GENUINE GERBER® SHOWER CARTRIDGE**

W-R#	Description	For Series
GB501	"Safetemp"	49-400/700
GB502	"Hardwater"	49-600/800



**GENUINE GERBER® SHOWER CARTRIDGE**

W-R#	Description	For Series
GB503	"Safetemp II" Cartridge & Control for GS-105	95-152 & 4



**GENUINE GERBER® SHOWER CARTRIDGE**

W-R#	Description	For Series
GB504	Pressure Balance Cartridge & Control for GH-301	97-231
GB506	Pressure Balance Cartridge & Control for GH-305	97-232



**GENUINE GERBER® SHOWER CARTRIDGE**

W-R#	Description	For Series
GB505	Cartridge for GS-305	97-058



**GENUINE GERBER® SHOWER HANDLE**

W-R#	Description	Gerber#
OGP40	"Safetemp"	97-020
OGP42	"Hardwater"	97-021

- Safetemp Broach is Oval  
- Hardwater Broach is Square



**GENUINE GERBER® CERAMIC CARTRIDGE**

W-R#	Description	Gerber#
OGP01	Ceramaflow®	92-298

- For Single-Lever faucets & showers



**GENUINE GERBER® TRIM PLATE**

W-R#	Description	Gerber#
OGP20	"Safetemp"	97-018



**GENUINE GERBER® PARTS**

**GERBER.**  
PROFESSIONAL PERFORMANCE



**GENUINE GERBER® SINGLE-LEVER SCREW PACK**

W-R#	Description	Gerber#
OGP45	Screw Assortment	97-016



**GENUINE GERBER® COMPRESSION BASIN STEMS**

W-R#	Description	Gerber#
OGP06	Hot Stem	98-688
OGP08	Cold Stem	98-689



**GENUINE GERBER® COMPRESSION SHOWER STEMS**

W-R#	Description	Gerber#
OGP10	Hot Stem	98-673



**GENUINE GERBER® COMPRESSION DIVERTER STEM**

W-R#	Description	Gerber#
OGP14	Diverter	98-726



**GENUINE GERBER® CERAMIC SHOWER STEMS**

W-R#	Description	Gerber#
OGP16	Hot Stem	98-705
OGP18	Cold Stem	98-709



**GENUINE GERBER® TUB/SHOWER FACE PLATES**

W-R#	Description	Gerber#
OGP32	Trip Plate w/Spring	97-130
OGP34	2-Hole Blank Plate	97-305



**GENUINE GERBER® PLATE & LINKAGE**

W-R#	Description	Gerber#
OGP30	Plug Linkage	97-171KT
OGP31	Spring Linkage	97-172KT




**GENUINE GERBER® BOTTOM ARM & PLUG**

W-R#	Description
OGP36	Plug and Arm Assembly

**GENUINE AMERICAN STANDARD® PARTS**

*American Standard*



*American Standard*

**GENUINE AMERICAN STANDARD® SINGLE-LEVER CARTRIDGES**

W-R#	Description	AM STD#
AS502	Ceramic Cartridge	023529-0070A
AS504	Ceramic Cartridge	A951470-0070A



AS520  
Plastic  
Cadet



AS522  
with Broach



AS526  
Ceramic  
Cadet

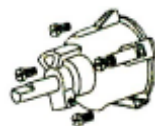


AS528  
less Broach

*American Standard*

**GENUINE AMERICAN STANDARD® TWO-HANDLE CARTRIDGES**

W-R#	Description	AM STD#
AS520	Plastic Cartridge	A954120-0070A
AS522	Ceramic Cartridge	028610-0070A
AS526	Ceramic Cartridge	951764-0070A
AS528	Ceramic Cartridge	994053-0070A



AS510



AS512

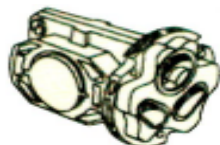


AS524

*American Standard*

**GENUINE AMERICAN STANDARD® SHOWER CARTRIDGES**

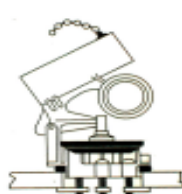
W-R#	Description	AM STD#
AS510	Shower Cartridge	051337-0070A
AS512	Shower Cartridge	066269-0070A
AS524	Shower Cartridge	A954440-0070A



*American Standard*

**GENUINE AMERICAN STANDARD® PRESSURE BALANCE CONTROL**

W-R#	Description	AM STD#
AS514	Pressure Balance	M952100-0070A



AS630



AS634

*American Standard*

**GENUINE AMERICAN STANDARD® FLUSHVALVES**

W-R#	Description	AM STD#
AS630	1.6 GPF Flushvalve	047107-0070A
AS634	Champion 4 Tower	3174.002-0070A

**NEW!**

**GENUINE GROHE® PARTS**



**GENUINE GROHE® COMPRESSION CARTRIDGES**

W-R#	Description	GROHE#
GR012	Compression Cartridge	07-146



**GENUINE GROHE® COMPRESSION CARTRIDGES**

W-R#	Description	GROHE#
GR014	Compression Cartridge	07-147



**GENUINE GROHE® CARTRIDGES**

W-R#	Description	GROHE#
GR010	Euromix Cartridge	07-000



**GENUINE GROHE® CERAMIC CARTRIDGES**

W-R#	Description	GROHE#
GR001	1/2" Cartridge-Hot	45-882
GR002	1/2" Cartridge-Cold	45-883
GR003	3/4" Cartridge-Hot	45-887
GR004	3/4" Cartridge-Cold	45-888



**GENUINE GROHE® CARTRIDGES**

W-R#	Description	GROHE#
GR422	1/2" Integrated Cartridge	47-111



**GENUINE GROHE® CARTRIDGES**

W-R#	Description	GROHE#
GR412	1/2" Grohmix Cartridge	47-012
GR414	3/4" Grohmix Cartridge	47-025



**GENUINE GROHE® CARTRIDGES**

W-R#	Description	GROHE#
GR420	1/2" Thermo Cartridge	47-050

**NEW!**

**GENUINE GROHE® PARTS**



**GENUINE GROHE® CERAMIC CARTRIDGES**

W-R#	Description	GROHE#
GR501	Ceramic Cartridge	46-048



**GENUINE GROHE® CERAMIC CARTRIDGES**

W-R#	Description	GROHE#
GR502	Ceramic Cartridge	46-374



**GENUINE GROHE® PRESSURE-BALANCE CARTRIDGES**

W-R#	Description	GROHE#
GR601	Tempersafe Cartridge	47-080



**GENUINE GROHE® PULLOUT SPRAY WAND**

W-R#	Description	GROHE#
GR901	"Plus" Wand-Chrome	46-298-IE0
GR902	"Plus" Wand-Satin Nickel	46-298-AV0



**GENUINE GROHE® PULLOUT SPRAY WAND**

W-R#	Description	GROHE#
GR910	"Cafe" Wand-Chrome	46-173-IE0
GR912	"Cafe" Wand-Satin Nickel	46-173-AV0



**GENUINE GROHE® PULLOUT SPRAY HOSE**

W-R#	Description	GROHE#
GR930	"Cafe" Hose	46-174
GR940	"Plus" Hose	46-092

**SPECIALTY WASHERS**



**SEALTITE**

**RED SEALTITE®  
FAUCET WASHERS**



FLAT#	BEVELLED#	Size	Min
2702500	2702600	Asst'd	1 bx
2702502	2702602	00	1 bx
2702504	2702604	0	1 bx
2702506	2702606	1/4	1 bx
2702508	2702608	1/4 L	1 bx
2702510	2702610	3/8	1 bx
2702514	2702614	3/8 L	1 bx

- 100 washers per box
- 90 Durometer hardness; Temp up to 170°F
- Made in USA



**BLACK  
NEOPRENE WASHERS**



FLAT#	BEVELLED#	Size	Min
2702000	2701000	Asst'd	100
2702002	2701002	0	100
2702004	2701004	00	100
2702006	2701006	1/4	100
2702008	2701008	1/4 L	100
2702010	2701010	3/8	100
2702012	2701012	3/8 M	100
2702014	2701014	3/8 L	100
2702016	2701016	1/2	100
2702018	2701018	1/2 L	100

- Packed 100 to a plastic container
- 80 durometer hardness



**"CROWN" PACK  
WASHERS & SCREWS**

**"HOME-PACK"**

W-R#	Description	Min	Ctn
2706002	Beveled	1	12
2706004	Flat	1	12

- Includes 24 plastic boxes of washers and brass screws. Each box contains 20 washers and 4 brass screws.



**NEOPRENE  
WASHER KIT**

W-R#	Description	Min	Box
2703002	Beveled	1	10
2703004	Flat	1	10

- Includes 200 neoprene faucet washers and 50 brass screws.



**JUNIOR NEOPRENE  
WASHER KIT**

W-R#	Description	Min	Box
2704002	Beveled	1	10
2704004	Flat	1	10

- Includes 100 neoprene faucet washers and 18 brass screws.

**SPECIALTY WASHERS**



**PREMIUM GERBER  
HOMEPACK**

W-R#	Description	Min.	Box
<b>2705002</b>	Flat	12	12
4 pcs - 1/4L Flat sealtite washers 4 pcs - 3/8 x 10/24 brass bibb screws			



**RUBBER SLIP JOINT  
WASHER**



W-R#	Description	Min.	Box
<b>2707002</b>	1 1/4"	100	
<b>2707004</b>	1 1/2"	100	
<b>2708004</b>	1 1/2" Heavy Duty	100	
<b>2707008</b>	2"	25	
<b>2707010</b>	2" x 1 1/2"	25	
<b>2707006</b>	1 1/2" x 1 1/4" Flat	100	
<b>2708006</b>	1 1/2" x 1 1/4" Bev	100	



**NYLON SLIP JOINT  
WASHER**



W-R#	Description	Min.	Box
<b>2708502</b>	1 1/4"	100	100
<b>2708504</b>	1 1/2"	100	100
<b>2708506</b>	1 1/2" x 1 1/4"	100	100
<b>2708508</b>	2"	25	100



**NYLON TAILPIECE  
WASHERS**



W-R#	Description	Min.	Box
<b>2708602</b>	1 1/2"	100	100



**W-R "PREMIUM" SLIP  
JOINT WASHERS**

W-R#	Description	Min
<b>2708802</b>	1 1/4" Slip-Joint	100
<b>2708804</b>	1 1/2" Slip-Joint	100
<b>2708808</b>	1 1/2" x 1 1/4" Slip-Jt	100
<b>2708806</b>	1 1/2" Tailpiece	100

- Premium silicon rubber composite for better seal!



**FITALL SLIP JOINT  
WASHER**



W-R#	Description	Min
<b>2709002</b>	Fitall Washer	100

- 1" I.D. x 1 3/8" O.D. x 3/16" wall
- Molded O-Ring stretches to fit 1 1/4", 1 1/2", and 2"



**CLOTH-INSERTED  
WASHER**



W-R#	Description	Min
<b>2735102</b>	1 1/2" Cloth-inserted	100




**Save Time  
and Energy!**

**NEW!**


# Basin Buddy<sup>®</sup>

## UNIVERSAL Faucet Nut Wrench



*Stop fumbling with traditional basin wrenches trying to access hard-to-reach faucet nuts!*


**Spend  
Less Time  
Under The Sink!**




Part #1890002




*Includes  
3/8" Ratchet  
Adapter*



Metal Locknuts



Coupling Nuts



PVC Locknuts



Metal Ballcock Nuts

**One Tool Does It All! Order Yours Today!**

*Available EXCLUSIVELY from Wal-Rich!*



**Call 800-221-1157  
www.wal-rich.com**

**WAL-RICH  
CORPORATION**

97-36 43rd Avenue, Corona, NY 11368 • Fax: 718-672-0018

**MADE IN USA**

Patent #6701807

*Ratchet Sold  
Separately*

**SPECIALTY TOOLS**



**GENUINE  
CHANNELLOCK®  
TONGUE & GROOVE  
PLIERS**

W-R#	Size	Channellock#	Box
CL002	6 1/2"	426	6
CL004	9 1/2"	420	6
CL006	10"	430	6
CL008	12"	440	6
CL010	16"	460	6



**SOFT-JAW  
WATER PUMP PLIERS**

W-R#	Description	Min	Box
1818610	10" Soft-Jaw	1	6

- Replaceable plastic jaws do not mar chrome finish!
- Furnished with spare set of jaws



**ANGLE NOSE PLIERS  
-YELLOW GRIPS-**



**NEW!**

New Sizes!

W-R#	Description	Min	Box
1818620	10"	1	10

- Zinc Dichromate finish resists corrosion
- Angled Pipe Wrench teeth for maximum grip

W-R#	Description	Min	Box
1818624	6 3/4"	1	10
1818626	8"	1	10
1818628	11" Notch Nose	1	10

W-R#	Description	Min	Box
1818632	10" Smooth Jaw	1	10



**1818624** 6 3/4" 3-settings with shear cutter



**1818626** 8" 4-settings with shear cutter



**1818628** 11" 7-settings with notch-nose



**1818632** 10" 7-settings with smooth jaws



**SPECIALTY TOOLS**



**LENOX® BI-METAL  
RECIPROCATING SAW  
BLADES - METAL**

W-R#	Length x TPI	Thick	Lenox#	Box
LX106	6" x 14T	.035	614R	5
LX108	6" x 18T	.035	618R	5
LX110	6" x 24T	.035	624R	5



**LENOX® MASTER-GRIT™  
RECIPROCATING SAW  
BLADES - CAST-IRON**

W-R#	Length x TPI	Thick	Lenox#	Box
LX120	6" x 6T	.050	656R	5
LX122	8" x 10T	.050	810R	5
LX124	9" x 6T	.050	956R	5

W-R#	Length x TPI	Thick	Lenox#	Box
LX306	8" x 6T	.040	800RG	2



**QUICKBLADE®  
DUAL-BLADE CUTTER**

W-R#	Description	Min	Box
1812700	Quickblade®	1	6

- Reduces fatigue
- Precision cuts against a straight edge
- Ergonomic shape
- Adjustable blade depth
- Non-slip rubber grip
- Replacement blade compartment



**5-BLADE SHEET METAL  
CRIMPER**

W-R#	Description	Min	Box
1818702	5-Blade Crimper	1	6



**SPECIALTY TOOLS**



**“SAFETY-GRIP” UTILITY KNIFE**

W-R#	Description	Min	Box
1812108	Safety-Grip	1	6



**HEAVY-DUTY BLADES FOR UTILITY KNIFE**

W-R#	Description	Min	Box
1812102	Blades	5	100



**MINI HACKSAW**

W-R#	Description	Min	Box
1812208	Mini Hacksaw	1	10

**MINI HACKSAW BLADES**

W-R#	Description	Min	Box
1812210	Blades	10	100



**PIPE TAPS**

W-R#	Description	Drill Size	Box
1820002	1/8"	11/32"	5
1820004	1/4"	7/16"	5
1820006	3/8"	9/16"	5
1820008	1/2"	3/4"	1
1820010	3/4"	7/8"	1
1820012	1"	1 1/8"	1
1820014	1 1/4"	1 1/2"	1
1820016	1 1/2"	1 3/4"	1
1820018	2"	2 1/4"	1



**SCREW EXTRACTORS**

W-R#	Description	Drill Size	Box
1843002	#4 -- 1/8"	1/4"	5
1843004	#5 -- 1/4"	17/64"	5
1843006	#6 -- 3/8"	13/32"	1
1843008	#7 -- 1/2"	17/32"	1
1843010	#8 -- 3/4"	13/16"	1
1843012	#9 -- 1"	1 1/8"	1

**SPECIALTY TOOLS**

**INTERNAL PIPE  
WRENCH**



W-R#	Description	Min	Box
1818122	1/2"	1	6
1818124	3/4"	1	6

- Tool to remove nipples, eccentric action grips inside of pipe.

**IRWIN SPEEDBOR  
'2000'® WOOD  
BORING BITS**



W-R#	Description	Irwin #	Min	Box
1812514	5/8"	88810	1	6
1812518	3/4"	88812	1	6
1812522	7/8"	88814	1	6
1812526	1"	88816	1	6
1812528	1 1/8"	88818	1	6
1812530	1 1/4"	88820	1	6
1812532	1 3/8"	88822	1	6
1812534	1 1/2"	88824	1	6



“Lock’n Load”  
Quick-Change  
System



W-R#	Description	Irwin #	Box
1812544	6" Lock'n Load	90106	1
1812542	12" Lock'n Load	90112	1

**COPPER TUBE  
BENDING SPRINGS**



W-R#	Description	Min	Box
1806004	3/8" O.D.	1	6

• For bending supply lines and copper tubing.

**SPECIALTY TOOLS**



**PROFESSIONAL RATCHETING COPPER TUBING CUTTER**

W-R#	Description	Min	Box
1807026	1/4" - 2"	1	6
1807030	Wheel only	1	1

- Spring loaded cutter wheel arm allows slide action size adjustment and quick release
- Aluminum alloy body
- Extra wheel



**PROFESSIONAL MINI-TUBING CUTTER**

W-R#	Description	Min	Box
1807020	5/8" - 1 1/8"	1	6
1807030	Wheel only	1	1

- Aluminum alloy body
- Extra wheel



**ECONOMY COPPER TUBE CUTTER**

W-R#	Description	Min	Box
1807002	1/8" - 1"	1	6



**ECONOMY MIDGET COPPER TUBE CUTTER**

W-R#	Description	Min	Box
1807004	1/8" - 7/8"	1	6



**PVC PIPE CUTTER**

W-R#	Description	Min	Box
1812028	1" Sch 40 Cutter	1	6

- Ratchet action
- Cuts up to 1" Sch. 40 PVC pipe
- Cuts up to 1 1/4" PVC Tubular



**PEX TUBING CUTTER**

W-R#	Description	Min	Box
1812040	1 1/2" OD	1	6

- Sharp cutting edge for PEX & vinyl tubing

**SPECIALTY TOOLS**

**“QUICK-DRAW” PVC SAW**



W-R#	Description	Min	Box
1812302	“Quick Draw”	1	12
1812304	Blade Only	1	1



**PVC INSIDE PIPE CUTTER**

**WITH ABRASIVE CUTTER WHEEL**

W-R#	Description	Min	Box
1812030	Abrasive Cutter	1	12
1812032	Set of 3 Wheels	1	1



**WITH METAL CUTTER WHEEL**

W-R#	Description	Min	Box
1812070	Metal Blade	1	12



**PVC CABLE SAW**

W-R#	Description	Min	Box
1812212	26” Cable Saw	1	6



**“FITT’N SAVER” PVC SOCKET REAMER**

1. Saw PVC flush with fitting

2. Ream remainder out to renew fitting



W-R#	Description	Min	Box
1812060	1 1/2” Fitt’n Saver	1	6
1812062	2” Fitt’n Saver	1	6
1812064	3” Fitt’n Saver	1	6
1812066	4” Fitt’n Saver	1	6

**SPECIALTY TOOLS**



**BLOCK FLARING TOOL**

W-R#	Description	Min	Box
1808004	3/16" - 5/8"	1	6
- 3/16", 1/4", 5/16", 3/8", 7/16", 1/2", 5/8"			



**COPPER SWEDGE TOOL**

W-R#	Description	Min	Box
1808215	3/8" - 7/8"	1	6



**WIRE-HANDLE  
COPPER FITTING  
BRUSH**

W-R#	Description	Min	Box
1809002	3/8"	10	100
1809004	1/2"	10	100
1809006	3/4"	10	100
1809008	1"	10	100
1809010	1 1/4"	10	100
1809012	1 1/2"	10	100
1809014	2"	10	100



**PLASTIC-HANDLE  
COPPER FITTING  
BRUSH**

W-R#	Description	Min	Box
1811002	3/8"	10	100
1811004	1/2"	10	100
1811006	3/4"	10	100
1811008	1"	10	100
1811010	1 1/4"	10	100
1811012	1 1/2"	10	100
1811014	2"	10	100



**4-IN-1 COPPER FITTING  
BRUSH**

W-R#	Description	Box
1809000	1/2" X 3/4" Brush	1

**SPECIALTY TOOLS**



**BLUE WATERPROOF  
EMERY CLOTH**

W-R#	Description	Min	Box
1835000	5 yard	1	25
1835002	10 yards	1	25
1835004	25 yards	1	25

- 1½" Wide, 120 grit



**OPEN-MESH GRIT  
CLOTH**

W-R#	Description	Min	Box
1835006	5 yards	1	25
1835008	10 yards	1	25

- Waterproof 180 grit



**"CROWN-BRITE"  
ABRASIVE HAND PADS**

W-R#	Description	Min	Box
1847500	6" x 9 1/2" pad	60	60

• A quality substitute for the Scotch Brite® pad.



**SCOTCH BRITE® PADS**



W-R#	Description	Min	Box
1848000	6" x 9½" pad	20	60
1848001	6" x 9½" pad	60	60



**#0 INDUSTRIAL  
STEEL WOOL PADS**

W-R#	Description	Min	Box
2433002	6 sleeves/ctn	1	1

- 16 large pads per sleeve  
- "0" size.



**DOPE BRUSH**

W-R#	Description	Min	Box
1813002	3/8"	36	36



**ACID BRUSHES**

W-R#	Description	Min	Box
1812002	1/4"	1 gr.	1 gr.



**WOOD HANDLE CHIP  
BRUSHES**

W-R#	Description	Min	Box
1814002	1"	10	10
1814006	2"	10	10


**SPECIALTY TOOLS**



**LONG-HANDLE WIRE SCRATCH BRUSH**

W-R#	Description	Min	Box
1811102	Scratch Brush	1	10

- 3 x 19 rows  
- 13" long



**5/8" CAULKING IRONS**

W-R#	Description	Min	Box
1872002	Inside - Short	1	6
1872004	Outside - Short	1	6
1872006	Straight - Short	1	6
1872012	Broad-Nose	1	6



**STEEL SOLDER LADLE**

W-R#	Description	Min	Box
1804006	4"	1	6



**CAST IRON SOLDER POT**

W-R#	Description	Min	Box
1805006	8"	1	6



**NON-ASBESTOS JOINT RUNNER**

W-R#	Description	Min	Box
1823002	#1 (2" to 4")	1	6
1823004	#2 (4" to 6")	1	6
1823006	#3 (6" to 10")	1	6
1823008	#4 (10" to 14")	1	6



**PLUMBERS CANDLES**

W-R#	Description	Min	Box
1840002	Candles	1	120



**SPARK LIGHTER**

W-R#	Description	Min	Box
1848002	Round File	1	10
1848006	Flat File	1	10

**REPLACEMENT FLINTS**

1848004	Flint only	10	10
---------	------------	----	----



**SPECIALTY TOOLS**



**"TRIPLE-HEAD"  
STRIKE LIGHTER**



W-R#	Description	Min	Box
1848010	Triple Strikers	1	10
1848012	Triple Flints	5	5



**FLAME SHIELD PADS**



W-R#	Description	Min	Box
1905000	12" x 12" Pad	1	12

- Fire Proof Non asbestos material protects wood and metal during sodling and brazing.
- Aluminum backing holds shape
- Working temp: 2500 °F



**B-TANK KEYS**



W-R#	Description	Min	Box
1701210	B-Tank Key	12	12



**KWICK-WICK SPOOLS**



W-R#	Description	Min	Box
1906004	Spool	25	400

- Individual spools of single strand wicking for packing in threaded joints.



**2 OZ. LAMPWICK BALLS**



W-R#	Description	Min	Box
1906018	Fine (5-end)	12	12
1906020	Medium (8-end)	12	12



**DUCT TAPE**



W-R#	Description	Min	Box
2426002	2" x 60 yds-Gray	1	24
2426003	2" x 60 yds-Black	1	24



**FOIL TAPE**

W-R#	Description	Min	Box
2426010	2" x 60 Foil	1	12



**ELECTRICAL TAPE**

W-R#	Description	Min	Box
1841002	3/4" x 60'	1	10

**SPECIALTY TOOLS**



**RED RUBBER SQUARE-PAK**



W-R#	Description	Min	Box
1910002	6" x 6"	12	12
1910004	12" x 12"	12	12

- 1/16" thick red SBR rubber.

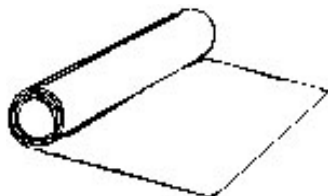


**RED RUBBER PACKING SHEET**



W-R#	Description	Min
1909002	1/16"	100 lbs
1909014	1/8"	100 lbs

- Approximate roll dimensions:  
 1909002 (1/16") 3' x 60'  
 1909014 (1/8") 3' x 27'  
 -20 to 170° Fahrenheit



**HIGH-TEMPERATURE GASKETING MATERIAL**



W-R#	Description	Min
1904002	60" x 60"	1
1904004	30" x 30"	1

- 1/16" Thick  
 - Non asbestos pressed fiber  
 - Rated at up to 1200°F



**BROWN JERSEY WORK GLOVES**

W-R#	Description	Min	Box
1839002	Brown Jersey	1 dz	12 dz



**"SPLATTER-PALM" WORK GLOVES**

W-R#	Description	Min	Box
1839008	Red "Splatter"	10 pr	100 pr



**LATEX GLOVES**

W-R#	Description	Min	Box
1839006	Latex Gloves	50 pr	50 pr

- Size: Large



**BLUE NITRILE GLOVES**

W-R#	Description	Min	Box
1839010	Nitrile Gloves	50 pr	50 pr

- Size: Large


**SPECIALTY TOOLS**



**STUFF-SORTER® ORGANIZER BUCKETS**



W-R#	Description	Min	Box
1861000	Bucket with 4 trays	1	8

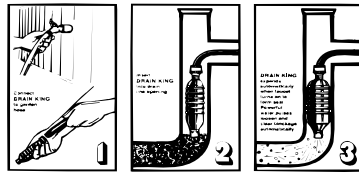


**STEEL NIPPLE TRAYS**

W-R#	Description	Min	Box
1871002	1/2"		
1871004	3/4"		
1871006	1"		
1871008	1 1/4"		
1871010	1 1/2"		
1871012	2"		
1871500	1/2" x 3/4"		



**DRAIN-KING® DRAIN CLEANERS**



W-R#	Description	Drain King#	Min
1821000	1"-2"	501	1
1821002	1 1/2" - 3"	186	1
1821003	3" - 4"	H34	1
1821004	3" - 6"	750	1



**1/2" EZ-PLUG**



W-R#	Description	Min	Box
2425004	1/2" EZ-Plug	1	12

- EZ plug is used with drop-ear elbow to serve as a test plug and stubout.

- Easy to use and reuse. No thread sealant necessary!



**GT WATERS FLEXIBLE MINI-SNAKE**

W-R#	Description	Min	Box
1829001	Mini-Snake	1	12

- Round polypropylene shaft won't kink or bend.

**SPECIALTY TOOLS**



**BLOCKAGE BUSTER**

W-R#	Description	Min	Box
1830006	25'	1	4



**ZOOM AUGER**

W-R#	Description	Min	Box
1831504	1/4" x 25'	1	4

- One piece cork screw head. Tough plastic housing.



**"MASTER" FORCE CUP W/STICK**

W-R#	Description	Min	Box
1825004	W/ pullout sleeve	1	12

- 18" stick



**RUBBER FORCE CUP W/STICK**

W-R#	Description	Min	Box
1826002	4" (9" stick)	1	12
1826004	5" (24" stick)	1	12
1826006	6" (24" stick)	1	12



**"ULTRA-FORCE" FORCE CUP W/STICK**



W-R#	Description	Min	Box
1825030	"Ultra-Force" w/ pullout sleeve	1	12

- 18" stick



**"PRO-FORCE" FORCE CUP W/STICK**



W-R#	Description	Min	Box
1825020	"Pro-Force" w/ pullout sleeve	1	12

- 18" stick

**SPECIALTY TOOLS**



**BALL-TYPE FORCE CUP  
W/STICK**


W-R#	Description	Min	Box
1825002	With 24" stick	1	4



**HIGH-NECK VENT  
PLUNGER W/STICK**

W-R#	Description	Min	Box
1825006	High-Neck	1	12

- Used to clear external house traps
- Popular for use in Michigan & Buffalo, NY



**"HANDY HAND"  
PICK-UP TOOL**

W-R#	Description	Min	Box
1824504	24"	1	6



**4-PIECE DENTAL  
PICK SET**

W-R#	Description	Min	Box
1845004	4 pc. Set	1	6

- Useful for removing stubborn o-rings, & stem packing



**O-RING PULLER**

W-R#	Description	Min	Box
1845002	5 1/4"	1	6

- For easy removal of all size "O" rings and washers.

**SPECIALTY TOOLS**



**STANDARD HANDLE PULLER**

W-R#	Description	Min	Box
1824002	Standard	1	6



Sliding Handle provides "hammer" action

**HAMMER-ACTION HANDLE PULLER**

W-R#	Description	Min	Box
1824004	Deluxe (Hammer)	1	6



**W-R "YANK-ALL" HANDLE PULLER**

W-R#	Description	Min	Box
1824008	"Yank-All"	1	6

- Wider jaws fit over larger shower handles



**W-R "TRI-JAW" HANDLE PULLER**

W-R#	Description	Min	Box
1824010	"Tri-Jaw"	1	6

- 3 adjustable jaws to fit the most stubborn handles.



**MOEN CARTRIDGE REMOVAL TOOL**

W-R#	Description	Min	Box
1849000		1	1

• For removal of both metal and plastic Moen faucet cartridges.



**MOEN CARTRIDGE REMOVAL TOOL**

W-R#	Description	Min	Box
1849001	T-handle	1	1

- An alternative to the gold key pattern for removal of plastic and brass Moen cartridges.

**SPECIALTY TOOLS**



**CROWN TUB DRAIN WRENCH**

W-R#	Description	Min	Box
1818400		1	6

- Cast Aluminum Body
- Fits most tub drains and spuds



**P.O. PLUG WRENCH**

W-R#	Description	Min	Box
1818004	Wrench	1	6



**4-1 P.O. PLUG WRENCH**

W-R#	Description	Min	Box
1818005	4 in 1 Wrench	1	6



**INTERNAL SPUD WRENCH**

W-R#	Description	Min	Box
1818000	Internal Wrench	1	6

- Non-Mar wrench, made of hardened steel with plastic protected shank, can be used for removal or installation of closet spuds, large and small sink strainers, waste and overflows, etc.



**4-IN-1 LOCKNUT WRENCH**

W-R#	Description	Min	Box
1818142	Wrench	1	6

- Fits all size closet spuds and duo locknuts.



**ADJUSTABLE LOCKNUT WRENCH**

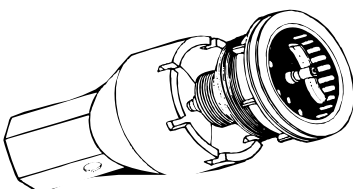
W-R#	Description	Min	Box
1818144	Locknut wrench	1	6



**DUO STRAINER SPANNER WRENCH**

W-R#	Description	Min	Box
1817002	Wrench	1	6

- For tightening locknut of duo strainer and sink plug. Cast Body.



**CUP-TYPE DUO STRAINER WRENCH**

W-R#	Description	Min	Box
1818146	Cup-Type Wrench	1	6

- High Impact Black Plastic

**SPECIALTY TOOLS**



**SHOWER BODY SOCKET WRENCH SET**

W-R#	Description	Min	Box
<b>1818106</b>	7 piece set	1	25

- Consists of 5 two size sockets. For use on shower valves, faucets, bibbs and basin cocks, etc. Total pieces = 7.



**INDIVIDUAL SHOWER SOCKETS**

W-R#	Description	Min
<b>1818108</b>	21/32" x 27/32"	1
<b>1818110</b>	29/32" x 31/32"	1



**HEAVY-DUTY DOUBLE-END SHOWER SOCKET WRENCH**

W-R#	Description	Min
<b>1818008</b>	For Savoy	1
<b>1818010</b>	For Gerber	1
<b>1818012</b>	For Price Pfister	1

- For bonnet and packing bushings and behind the wall concealed bath and shower fixtures.



**SEAT WRENCH**

W-R#	Description	Min	Box
<b>1818126</b>	Straight	1	12
<b>1818128</b>	Angle	1	12

• A forged steel tool to exact most all sizes of faucet seats. Features smooth, tapered ends.



**GERBER SEAT WRENCH**

W-R#	Description	Min	Box
<b>1818130</b>	F/ Gerber seats	25	25



**"CROWN" RATCHET SEAT WRENCH SET**

W-R#	Description	Min	Box
<b>1818134</b>	Ratchet wrench	1	12

• A 4-piece tool that fits most faucet seats. Packed in a pouch. Features smooth, tapered ends.



**SPECIALTY TOOLS**



**O'MALLEY  
"DRIPSTOPPER"  
FAUCET RESEATER**



W-R#	Description	Min	Box
<b>1816010</b>	Drip stopper • Drip stopper set includes four hardened steel cutters, faucet washers, and guide cone for repairing faucets without cap nuts.	1	6
<b>1816011</b>	Shower Reamer - Special Design for Shower seats - Longer shaft to enter shower body	1	6



**BRASS-CONE  
BIBB REAMER**

W-R#	Description	Min	Box
<b>1816002</b>	Reamer - Furnished with extra cutting heads.	1	6



**STRAP WRENCH**

W-R#	Description	Min	Box
<b>1817016</b>	7" handle	1	6



**TOILET SEAT  
NUT WRENCH**

W-R#	Description	Min	Box
<b>1817004</b>	Nut wrench - Fits all types of nuts used on toilet seat hinges, plastic or metal.	1	6



**FOLDING HEX KEY SET**

W-R#	Min	Box
<b>1818135</b>	1	6



**T-HANDLE HEX  
KEY SET**

W-R#	Size	Min	Box
<b>1818137</b>	9"	1	6

- 8 piece set



**8 PIECE ALLEN  
WRENCH SET ON RING**

W-R#	Min	Box
<b>1818140</b>	1/16" to 1/4"	1 6

**SPECIALTY TOOLS**



**BASIN WRENCH**

W-R#	Description	Min	Box
<b>1817006</b>	11"	1	6
<b>1817008</b>	15"	1	6



**HEAVY-DUTY  
ADJUSTABLE  
BASIN WRENCH**

W-R#	Description	Min	Box
<b>1817010</b>	10" - 16"	1	6

- Display carded  
- Similar to Rigid 1017!



**4-WAY  
SILCOCK KEY**

W-R#	Description	Min	Box
<b>0421004</b>		1	10

- Fits popular make stop cocks with stems 1/4", 9/32", 5/16" and 11/32". Individually packed.



**WATER HEATER  
ELEMENT WRENCH**

W-R#	Description	Min	Box
<b>1817000</b>	Element Wrench 1		6

- 3" length



**INSIDE DUO BASKET  
WRENCH**

W-R#	Description	Min	Box
<b>1817003</b>	Inside Wrench	1	6

- 4" length



**RADIATOR  
SPUD WRENCH**

W-R#	Description	Min	Box
<b>1818120</b>	Domestic	1	6
<b>1818118</b>	Imported	1	6



**4-1 COUNTERSUNK  
PLUG WRENCH**

W-R#	Description	Min	Box
<b>1818148</b>	Wrench	1	6

- 3/4", 7/8", 1", 1 1/4" plugs

**SPECIALTY TOOLS**



**NO-HUB TORQUE WRENCH**

W-R#	Description	Min	Box
1818500	No-Hub Wrench 1 - 5/16" socket	1	6



**CROWN DELUXE NO-HUB TORQUE WRENCH**

W-R#	Description	Min	Box
1818560	60 psi Wrench 1 - 5/16" socket	1	1



**NUT DRIVERS**

W-R#	Description	Min	Box
1808452	5/16"	1	6



**6-1 SCREW DRIVER**

W-R#	Description	Min	Box
1808403	6 -1 Screwdriver 1	1	12



**MAGNETIC ALUMINUM TORPEDO LEVEL**

W-R#	Description	Min	Box
1858400	Johnson® Level 1	1	12

W-R#	Description	Min	Box
1858401	W-R Level 1	1	12



**AVIATION TIN SNIPS**

W-R#	Description	Min	Box
1815002	Center Snip 1	1	6



**TAPE MEASURES**

W-R#	Description	Min	Box
1808602	1" x 25' 1	1	6

**SPECIALTY TOOLS**



**STEEL-FRAME  
CAULKING GUN**

W-R#	Description	Min	Box
1840104	Steel Frame	1	12



**STANDARD  
CAULKING GUN**

W-R#	Description	Min	Box
1840102	Barrel Style	1	12



**POINTING TROWELS**

W-R#	Description	Min	Box
1808899	5" Trowel	1	10

- Philadelphia Pattern



**NYLON CABLE TIES**



W-R#	Description	Min
1847004	4" Standard	100
1847007	7" Standard	100
1847011	11" Standard	100
1847017	17" Heavy Duty	100
1847024	24" Heavy Duty	100
1847036	36" Heavy Duty	100

- Natural color

- Tensile Strength: Standard: 50 psi  
Heavy Duty: 175 psi



**RUBBER TIE DOWNS**



W-R#	Description	Min	Box
1846000	15"	1	20
1846002	21"	1	20
1846004	31"	1	20
1846006	41"	1	20



**NYLON CAM STRAPS**



W-R#	Description	Color	Min
1846502	1" X 24"	Black	1
1846504	1" X 48"	Red	1
1846506	1" X 72"	Yellow	1
1846512	1" X 144"	Purple	1

**SPECIALTY TOOLS**



**DROP LIGHTS**



W-R#	Description	Min	Box
<b>1802020</b>	16/3 25 ft.	1	6
<b>1802022</b>	16/3 50 ft.	1	6

- Metal Cage
- U.L. Approved
- Orange rubber insulation



**ROUGH SERVICE LIGHT BULBS**

W-R#	Description	Min	Box
<b>1802100</b>	75 Watt	6	48
<b>1802102</b>	100 Watt	6	48




**EXTENSION CORDS**



W-R#	Description	Min	Box
<b>1802000</b>	16/3 50 ft.	1	6
<b>1802002</b>	16/3 25 ft.	1	6

<b>1802004</b>	12/3 25 ft.	1	6
<b>1802006</b>	12/3 50 ft.	1	4
<b>1802008</b>	12/3 100 ft.	1	2

- U.L. approved
- Orange rubber insulation



**ALKALINE BATTERIES**

W-R#	Description	Min	Box
<b>1819002</b>	"D"	12	12
<b>1819004</b>	"C"	12	12
<b>1819006</b>	"AA"	24	24
<b>1819008</b>	"AAA"	24	24



**INSPECTION MIRROR**

W-R#	Description	Min.	Box
<b>1802210</b>	1 1/4" Round	1	6

- Telescoping arm



**MATCH EXTENDER**

W-R#	Description	Min.	Box
<b>1802212</b>	26" Extender	1	6

- Telescoping arm

**SPECIALTY TOOLS**



**CLEAR SPECTACLES**

W-R#	Description	Min	Box
<b>1839512</b>	Clear	1	12

- 100% Impact resistant  
- Absorbs 99% UV light



**PROTECTIVE EYE GUARD**

W-R#	Description	Min	Box
<b>1839510</b>	Vinyl Goggles	1	12



**DISPOSABLE DUST MASKS**

W-R#	Description	Min	Box
<b>1839502</b>	5 per bag	5	50
<b>1839503</b>	50 per box	1 bx	12



**SHOP TOWELS**

W-R#	Description	Bag
<b>1881004</b>	6 per bag	1

- Size 15" X 15"  
- 100% Cotton  
Highly Absorbent, Machine Washable, Recyclable.



**YELLOW MASON TWINE**

W-R#	Description	Min	Box
<b>1908002</b>	#18 X 275'	1	12



**LEAK SHREAK® WATER ALARMS**



W-R#	Description	Min	Box
<b>1980002</b>	Leak Shreak®	1	10

- 95 db water leak alarm
- Uses 9v battery
- Attractive, compact design
- Ideal for single/multi-family housing!



**HEAR LEAKS WHEN THEY HAPPEN WITH LEAK-SHREAK®!**

**SPECIALTY TOOLS**



**CAUTION TAPE**



W-R#	Description	Min	Box
2426006	3" x 1000'	1	12
2426008	3" x 300'	1	12



**500' TRACER WIRE**

W-R#	Description	APWA Code
1842500	14g--Yellow	Gas/Oil
1842602	14g--Blue	Water/Irrigation
1842902	14g--Green	Sewer



**3" X 1000'  
NON-DETECTABLE  
BURIAL TAPE**

W-R#	Description	APWA Code
2426050	Yellow	Gas/Oil
2426060	Blue	Water/Irrigation
2426070	Green	Sewer



**3" X 1000'  
FOIL-BACKED  
DETECTABLE  
BURIAL TAPE**

W-R#	Description	APWA Code
2426052	Yellow	Gas/Oil
2426062	Blue	Water/Irrigation
2426072	Green	Sewer



**MARKING STAKES**

W-R#	Description	Min	Bag
2426102	Yellow	12	12
2426104	Blue	12	12
2426106	Green	12	12



**MARKING SPRAY PAINT  
(UPSIDE-DOWN PAINT)**

W-R#	Description	Min	Box
1031002	Orange	1	12
1031004	Pink	1	12
1031006	Yellow	1	12
1031008	White	1	12



**MARKING PAINT WAND**



W-R#	Description	Min	Box
1032002	Wand	1	2

# BLACK & WHITE THE ORIGINAL **METAL FIX**

**Repairs:**

**CRACKED & POROUS SOIL PIPE  
 BOILER & RADIATOR SECTIONS  
 SPLIT FITTINGS - STRIPPED THREADS  
 APPLICABLE ON ALL DEFECTIVE METALS**

Ask a Master Plumber about Black & White Metal Fix.

Since 1917, plumbers have relied on Black & White Metal Fix to fix cracks in all metals. Unlike epoxy, which can take several minutes to apply and hours to cure--this mineral composite repairs cracks in minutes.

Simply heat the object to be repaired with a torch to a few hundred degrees, and press Black & White Metal Fix into the crack. A "wetting transition" occurs--the metal-fix flows into the crack--and creates a seal on the inside AND outside. Try that with epoxy!



**APPLIED ON SOIL PIPE - CAST IRON BOILERS -  
 RADIATORS - STEEL - BRASS - COPPER -  
 GALVANIZED IRON**

W-R#	Description	Min
1005002	Black & White Metal Fix	1 display



**COLD SOLDER PASTE**

W-R#	Description	Min.	Box
1007002	1 1/2 lb can	1	12

- Versatile chemical compound used for metal glazing and filling. Applies like putty, and hardens like metal.



**SPECIALTY CHEMICALS**



**BLACK & WHITE®  
GRAPHITE PACKING  
SPOOLS**



W-R#	Description	Ft/roll	Min	Box
1900002	1/4"	8 ft	1	12
1900004	1/8"	12ft	1	12

- Non-asbestos
- Reclosable Spool



**E-Z FIX  
PACKING DISPLAY**



W-R#	Description	Min.	Box
1907102	Graphite	1	1
1907104	Teflon	1	1

- 3/32" X 20" Strands
- 24 to a display box.



**STEM GREASE**



W-R#	Description	Min.	Box
1650000	Stem Grease 1 oz		
1650001	Stem Grease 2 oz		

- Heat resistant



**MSP  
INDUSTRIAL WRAP®  
SILICONE PIPE REPAIR  
TAPE**



W-R#	Description	Min.	Box
1006002	1 1/2" X 10' Roll	1	24

- Adhesive backed tape bonds to itself, forming an airtight & waterproof seal.

- Temperature range: -65°F to 500°F

- Dielectric--insulates 10,000 volts per layer
- Stops pressurized leaks up to 100 psi
- Resists UV, Oil, & other chemicals
- Made in USA





**SPECIALTY CHEMICALS**



**PERMATEX® PIPE JOINT COMPOUND**

W-R#	Description	Min.	Box
1011016	51D 1 pt.	12	12

- Seals pipes to 5000 psi.
- Prevents galling and corrosion.
- Outperforms Teflon tape. Won't shred.
- Non hardening.



**PERMATEX® THREAD SEALANT WITH TEFLON**

W-R#	Description	Min.	Box
1011038	14H ¼ pt.	12	12
1011039	14D 1 pt.	12	12

- Seals pipes to 5000 psi.
- Prevents galling and corrosion.
- Outperforms Teflon tape. Won't shred.
- Non hardening for easy disassembly



**PERMATEX® FORM-A-GASKET NO.2®**

W-R#	Description	Min.	Box
1011010	2B 3 oz. tube	12	12

- Improves gasket seal on non rigid, vibrating assemblies
- Slow Drying, flexible setting.
- Withstands pressures to 5,000 lbs.



**PERMATEX® CLEAR SILICONE RUBBER ADHESIVE/ SEALANT**

W-R#	Description	Min.	Box
1011034	66B 3 oz. tube	12	12

- For gasketing, sealing, bonding, and caulking
- Remains flexible
- Works to 500°



**X-PANDO® PIPE JOINT COMPOUND**

W-R#	Description	Min.	Box
1024002	14oz.	1	12

- For flanged or threaded joints - the compound that expands as it sets! (from .002" to .004" per cubic inch)
- Certified by Underwriters Laboratory Inc.® to NSF/ANSI 61 for drinking water. Also certified to NSF/ANSI 372 (formerly known as Annex G) as to lead content.

**SPECIALTY CHEMICALS**

**LEAK-LOCK® PIPE  
THREAD SEALANT**



W-R#	Description	Min.	Box
<u>Original Blue Leak-Lock</u>			
<b>1014002</b>	1.3 oz Tube	12	12
<b>1014004</b>	4 oz. Bottle	12	12
<b>1014006</b>	16 oz. Bottle	12	12

**FINE ORGANICS®  
LEAK DETECTOR  
SOLUTIONS**



32 oz.  
Spray

**NEW!**

W-R#	Description	Size	Min	Box
<b>1027002</b>	FO3049	32oz	1	12
<b>1027004</b>	FO3049	1 gallon	1	4

- Approved for use by:
- NYCHA
- National Grid
- UGI
- PSEG



W-R#	Description	Size	Min	Box
<b>1028002</b>	FO2263	32oz	1	12
<b>1028004</b>	FO2263	1 gallon	1	4

- Approved for use by:
- Con Edison

Environmentally-friendly, non-corrosive product developed for the Gas Utility Industry.

Locates gas leaks on virtually any surface including pipe joints, fittings, surface cracks.

Generates firm, stable, and long lasting bubbles at very low pressures and in extreme weather conditions.

Freeze resistant to -10°F.

Does not contain hazardous ethylene or propylene glycol anti-freeze

Non-flammable, odorless, non-staining, and safe to use on all metals, plastics, rubber and synthetics.



**SPECIALTY CHEMICALS**



**NOKORODE®  
REGULAR SOLDER  
PASTE FLUX**

W-R#	Description	Min.	Box
1008002	2 oz.	1dz	
1008004	1 lb.	1	12

**NOKORODE** Regular Paste Flux will not freeze or decompose. Odor & lead free. Recommended for use on all solder alloys including 95/5 and all lead free solders.



**RECTORSEAL NO. 5®**



W-R#	Description	Min.	Box
1012702	1/4 Pt.	1	12
1012704	1 Pt	1	12

Soft-set, slow drying compound which seals, lubricates, and protects threaded pipe and fittings. Ideal for application with a wide variety of fluids and gases, including potable water applications.



**UTILITY® SOLDER  
PASTE FLUX**



W-R#	Description	Min.	Box
1008504	1 lb.	1	12

**UTILITY** Paste Flux is the original self-cleaning, lead-free flux. Recommended for all soft solder work, including 95/5.



**BOSS 333®  
TRIPLE EXPANDING  
FOAM**



W-R#	Description	Min.	Box
1026002	12 Fl oz.	1	12

- Easy-to-use, multi-purpose urethane foam
- Expands three times its original volume
- Adheres to all building materials except PTFE, silicone and polyethylene
- Seals by expanding into gaps, cracks and crevices
- UL Classified

**SPECIALTY CHEMICALS**

**metacaulk**  
Firestopping Products



**RECTORSEAL®  
METACAULK 1000  
RED FIRESTOP CAULK**

W-R#	Description	Min.	Box
1020002	10.3 oz	1	24

- Metacaulk 1000® is a water-based fire-rated intumescent sealant used to fill the through penetrations of walls and floors. Conforms to ASTM E814, UL1479 & UL 2079 Fire Test Standards.



**GEL-GLOSS®  
FIBERGLASS & MARBLE  
CLEANER**

W-R#	Description	Min.	Box
1651002	12oz Aerosol	1	12
1651004	16oz Liquid	1	12

- The world's Number 1 selling cleaner and polish for cultured marble and fiberglass! Recommended by major marble, fiberglass, and acrylic manufacturers.



**LIQUID WRENCH®  
SUPER PENETRANT**

W-R#	Description	Min.	Box
1016004	11oz. Spray	1	12

- A powerful blend of quick-acting, fast-penetrating solvents that loosens rusted nuts, bolts, and parts in seconds.



**WD-40®  
SPRAY LUBRICANT**

W-R#	Description	Min	Ctn
1021002	8 oz	1	12
1021004	11 oz	1	12



**WATER WOW®  
ABSORBENT  
GRANULES**



W-R#	Description	Min	Ctn
1019502	6 oz packet	1	12

- Superabsorbent polymer "jells" upon contact with water, making cleanup a breeze!

**SPECIALTY CHEMICALS**



**BLACK SWAN® WHITE TUB & TILE CAULK**

W-R#	Description	Min.	Box
1009002	6 oz	1	24
1009004	10.5 oz	1	12

- A siliconized acrylic latex caulk that permanently seals tubs, showers, tile, sinks, windows, doors, etc. It resists mildew and shrinking, remains flexible and won't crumble, and it can be painted.



**BLACK SWAN® STAY-SOFT PUTTY**

W-R#	Description	Min.	Box
1018002	14 oz	1	24

- A non-bleeding, plastic and elastic putty made especially for plumbers. It's not sticky and handles like modeling clay. It keeps indefinitely, and it won't shrink, crack or crumble.



**WAL-RICH SHOWER PAN LINER CEMENT**



W-R#	Description	Min.	Box
1013012	1 Pt.	1	12

- For joining seams of PVC shower pan liners.



**PAINT CRAYONS**



W-R#	Description	Min	Box
1812500	Yellow	1	1

- Sold by the dozen only, no broken dozens



**8 OZ. CIRCULATOR LUBRICATING OIL**

W-R#	Description	Min.	Box
1019002	8 OZ.	1	12

A special blend of non-detergent oils for lubricating oil burners, electric motors, pumps, circulators, etc.



**SPECIALTY CHEMICALS**



**SILVER KING®  
“SQUICK”  
BOILER CLEANER**

W-R#	Description	Min.	Box
1025002	5 oz.	1	12

- Removes rust, oil and scale, stops steam boiler surge instantly. Removes free oxygen, inhibits corrosion. Non hazardous. Contains no petroleum. Gives fast pure dry steam.

- Use 1 pc. 5oz can for each 150,000 BTU's



**SILVER KING®  
BOILER SOLDER**

W-R#	Description	Min.	Box
1025008	16 oz.	1	12

- Stops leaks in steam and hot water boilers. Forms a water insoluble seal in old and new installations. Contains no petroleum. Stopping leaks in boilers & hot water systems for over 60 years.

- Do not use in boilers with submerged coils - use *SAFE Liquid Boiler Stop Leak*



**SILVER KING®  
NUMBER 5  
HYDRONIC CLEANER**

W-R#	Description	Min.	Box
1025004	1 qt.	1	12

- Inhibits corrosion, removes sludge, frees stuck zone valves, protects and lubricates entire system. Prevents clogging of automatic valves. Safe to use in all boilers. Quiets noisy boilers and circulators. Contains no petroleum. Non-hazardous.

- Use 1 qt. for each 30 gallons of system water



**SILVER KING®  
SAFE STOP-LEAK**

W-R#	Description	Min.	Box
1025006	1 qt.	1	12

- Quietly stops leaks in all steel and cast iron boilers. For both steam boilers and entire hot water systems, including baseboards, copper lines and radiant heat systems. Safe to use in all boilers - contains no petroleum - will not surge - will not sludge submerged coils.

- Steam Boilers - Use 1 qt. for each 650' of radiation.

- Hot Water Systems - Use 1 qt. for each 400' of radiation.

**SPECIALTY CHEMICALS**



**WHITE TEFLON TAPE**

W-R#	Description	Min.	Box
1001002	1/2" x 260"	1	100
1001004	1/2" x 520"	1	100
1001006	3/4" x 260"	1	100
1001008	3/4" x 520"	1	100

- 3.5 mil thick (Density .4)



**YELLOW TEFLON TAPE**

W-R#	Description	Min.	Box
1001010	1/2" x 260"	1	100
1001020	1/2" x 520"	1	100
1001022	3/4" x 520"	1	100

- 4 mil thick (Density .9)  
 - Can be used for Gas applications

**PUTTY KNIVES**



W-R#	Description	Min.	Box
1818606	2" Putty Knife	1	12

**FLUX BRUSHES**



W-R#	Description	Min.	Box
1812002	1 Gross	1	6

**DOPE BRUSH**



W-R#	Description	Min.	Box
1813002	3/4"	1	36

**WOOD CHIP BRUSH**



W-R#	Description	Min.	Box
1814002	1"	1	12
1814006	2"	1	12



# PORC-A-FIX

**PORCELAIN TOUCH-UP PAINT  
FOR CHIPPED & DAMAGED FIXTURES**

**SPECIALLY BLENDED TO MATCH ORIGINAL  
MANUFACTURER'S COLORS**



**for American Standard**

- 1010101 PORC-A-FIX WHITE AS-1
- 1010107 PORC-A-FIX BONE AS-07
- 1010111 PORC-A-FIX FAWN BEIGE AS-11
- 1010123 PORC-A-FIX DRESDEN BLUE AS-23
- 1010128 PORC-A-FIX SAFFRON YELLOW AS28
- 1010133 PORC-A-FIX STERLING SLVR AS-33
- 1010169 PORC-A-FIX LINEN AS-69

**for Eljer**

- 1010301 PORC-A-FIX WHITE, EM-01

**for Gerber**

- 1010402 PORC-A-FIX WHITE GB-1
- 1010414 PORC-A-FIX ALMOND GB-14

**for Kohler**

- 1010501 PORC-A-FIX WHITE, KK-01
- 1010514 PORC-A-FIX BLACK KK-14
- 1010528 PORC-A-FIX ALMOND, KK-28
- 1010546 PORC-A-FIX BISCUIT, KK-46



**WHITE PORCELAIN  
GLAZE**



W-R#	Description	Min.	Box
------	-------------	------	-----

1010002	1 oz.	12	12
---------	-------	----	----

- White, high-temperature touch-up paint for appliances
- Rated for up to 400°F

**Table of Pipe Outside Diameters**

	1/2"	3/4"	1"	1 1/4"	1 1/2"	2"	3"	4"	5"	6"	8"	10"	12"
Steel	.84	1.05	1.32	1.66	1.90	2.38	3.50	4.50	5.56	6.63	8.63	10.75	12.75
Copper	.63	.88	1.13	1.38	1.63	2.13	3.13	4.13	5.13	6.13	-	-	-
PVC	.84	1.05	1.32	1.66	1.90	2.38	3.50	4.50	5.56	6.63	8.63	10.75	12.75
DIP A	-	-	-	-	-	2.50	3.80	4.80	-	6.90	9.05	11.10	13.20
DIP B	-	-	-	-	-	-	3.96	5.00	-	7.10	9.05	11.10	13.20
DIP C/D	-	-	-	-	-	-	3.96	5.00	-	7.10	9.30	11.40	13.50
CIP	-	-	-	-	-	2.30	3.30	4.30	5.30	6.30	8.40	10.50	12.50
AA Lead	(5/8)1.10	1.23	1.51	1.78	2.09	2.77	-	-	-	-	-	-	-

**Conversion Data:**

- Foot ..... 0.3048 meters
- Gallon ..... 3.78 liters
- Inch ..... 0.0278 yards
- Inch ..... 0.083 feet
- Inch ..... 25.40 millimeters
- Kilogram ..... 2.20 pounds
- Liter ..... 0.264 gallons
- Meter ..... 3.28 feet
- Millimeter ..... 0.039 inches
- Ounce ..... 0.0625 pounds
- Pound ..... 16 ounces
- PSI ..... 2.31 feet of water
- PSI ..... 6.89 kPA

- Circumference: .....  $\pi$ diameter
- Diameter: ..... Circumference/ $\pi$
- $\pi$ : ..... 3.14



PLEASE COMPLETE THIS CREDIT APPLICATION TO ESTABLISH AN ACCOUNT WITH WAL-RICH CORPORATION. YOUR ASSISTANCE IN PROVIDING US WITH COMPLETE INFORMATION WILL ENSURE THAT YOUR ORDER IS SHIPPED PROMPTLY.  
*THE WAL-RICH TEAM THANKS YOU FOR YOUR ORDER!*

**YOUR COMPANY INFORMATION**

COMPANY NAME: \_\_\_\_\_  
SHIPPING ADDRESS: \_\_\_\_\_  
BILLING ADDRESS: \_\_\_\_\_  
CITY: \_\_\_\_\_ STATE: \_\_\_\_\_ ZIP: \_\_\_\_\_  
PHONE: \_\_\_\_\_ FAX: \_\_\_\_\_  
PURCHASING CONTACT: \_\_\_\_\_ A/P CONTACT: \_\_\_\_\_  
EMAIL ADDRESS: \_\_\_\_\_  
STATE RESALE # \_\_\_\_\_

**TRADE REFERENCES**

COMPANY NAME: _____ ADDRESS: _____ CITY: _____ STATE: _____ ZIP: _____ PHONE: _____ FAX: _____	COMPANY NAME: _____ ADDRESS: _____ CITY: _____ STATE: _____ ZIP: _____ PHONE: _____ FAX: _____
COMPANY NAME: _____ ADDRESS: _____ CITY: _____ STATE: _____ ZIP: _____ PHONE: _____ FAX: _____	COMPANY NAME: _____ ADDRESS: _____ CITY: _____ STATE: _____ ZIP: _____ PHONE: _____ FAX: _____

**BANK REFERENCE**

BANK NAME: \_\_\_\_\_  
ADDRESS: \_\_\_\_\_  
CITY: \_\_\_\_\_ STATE: \_\_\_\_\_ ZIP: \_\_\_\_\_  
PHONE: \_\_\_\_\_ FAX: \_\_\_\_\_

**SHIPPING INSTRUCTIONS**

PENDING CREDIT APPROVAL, SHIP THIS ORDER ASAP VIA CREDIT CARD

INSTRUCTIONS: \_\_\_\_\_  
\_\_\_\_\_  
\_\_\_\_\_

We certify that all the information on this form is correct, and fully understand Wal-Rich's credit terms. We agree to proper payment in consideration of extended credit.

Authorized Signature (required) \_\_\_\_\_ Title \_\_\_\_\_

Print Name \_\_\_\_\_ Date \_\_\_\_\_