



## TABLE OF CONTENTS

<b>Dresser Piping Specialties</b> .....	1-11
Pipe Connection & Repair Products .....	12-17
Gas Meter Specialties .....	18-21
Gaskets & Packing .....	22-23
<b>Continental Risers &amp; Fittings</b> .....	24-30
Yellow Polypipe .....	31-32
Gas Accessories .....	33-37
Gauges & Thermometers .....	38-43
Heating Accessories .....	44-49
<b>Conbraco</b> Products .....	50-53
Gas/Oil Burner Specialties .....	55-58
Circulator Products .....	59
Water Heater Accessories .....	60-61
<b>Globe</b> Fire Sprinklers .....	63-64
Pipe Hangers .....	65-72
<b>Sammy</b> Screws .....	73-74
Fasteners .....	76
Stud Guards .....	78
Brass Compression/Flare Fittings .....	79-82
Chrome Fittings .....	83-84
Sink Specialties .....	87-104
<b>3M®</b> Water Filters .....	105-107
Hoses & Hose Specialties .....	108-121
Strainers & Drains .....	123-131
Tubular Brass/PVC .....	132-140
Test & Cleanout Plugs .....	141-144
Shower Pan Liner .....	145-146
Tub & Shower Specialties .....	148-160
Toilet Specialties .....	161-183
<b>Sloan</b> Flushometers/Parts .....	184-191
<b>Sloan Flushmate</b> Products .....	192-193
<b>Delany</b> Flushometers/Parts .....	194-196
Faucet Repair Parts .....	197-213
<b>Delta</b> OEM Parts .....	214-215
<b>Gerber</b> OEM Parts .....	216-217
<b>American Standard</b> OEM Parts .....	218
Tools & MRO Specialties .....	219-250
Chemicals .....	251-258

# WHO'S WHO AT WAL-RICH




Jerome Rich, President



Sandy Rich, Sales



Daniel Rich, Purchasing



Andrew Rich, Marketing



Rose Baichoo, Sales



Randy Rich, Sales



Alex Serlen, Sales



Austin Laplante, Sales



Wayne Krantz, Sales Manager



Danice Raines, Controller



Virginia Hermidas, A/R



Brittney Barnes, A/A



Packaging & Assembly Dept.



Shipping & Receiving Department



**A**

Abrasive Pads ..... 228  
 Access Panels ..... 121  
 Actuators, Am Std ..... 167  
 ADA Trap Covers ..... 134  
 Adapter Elbow, DW ..... 120  
 Adapter Elbow, Ice Mkr . 120  
 Adapter Elbows, Cast ... 54  
 Adapter Tees, Cast ..... 54  
 Adapters, Aerator ..... 101-102  
 Adapters, Cast Brass ... 54  
 Adapters, CPVC ..... 82  
 Adapters, Fire Hydrant .. 114  
 Adapters, Gas Range ... 118  
 Adapters, Hose ..... 112  
 Adapters, Max-A-Valve.. 90  
 Adapters, Sweat x IPS.. 82  
 Adapters, Trap ..... 137  
 Add-A-Showers ..... 149  
 Aerator Adapters ..... 101-102  
 Aerators ..... 100-102  
 Air Admittance Valves .. 99  
 Air Cocks ..... 51  
 Aluminum Tubing ..... 55  
**Am Std** Genuine Parts . 218  
 Anchor Kits ..... 76  
 Anchors ..... 72  
 Anodes ..... 34  
**Apollo** Ball Valves ..... 53  
 Aquastat Wells ..... 44  
 Augers ..... 236

**B**

Backflow Preventer ..... 111  
 Bags, Trash ..... 249  
 Ballcock Repair ..... 170  
 Ballcock, Fillpro ..... 169  
 Ballcock, **Fluidmaster** . 171  
 Ballcock, to fit Rialto .... 169  
 Ballcocks ..... 169  
 Ballcocks, **Korky** ..... 161  
 Balls, Inflatable Test ..... 144  
 Band Iron ..... 70  
 Bars, Shower ..... 153  
 Baseboard Tees ..... 54  
**Basin Buddy** Wrench ... 243  
 Basin Cocks ..... 96  
 Bath Shoes ..... 156  
 Bathcocks ..... 148  
 Batteries ..... 246

Bead Chain ..... 157  
 Bending springs ..... 224  
 Bibb Screws ..... 213  
**Bibblocks** ..... 115  
 Bibbs ..... 96  
 Bigfoot Toilet Plate ..... 181  
 Bits, **Irwin** Speedbor ... 224  
 Bits, Masonary ..... 76  
 Bits, Paddle ..... 224  
 Blades, Grinder ..... 222  
 Boca Plates ..... 78  
 Boca Vent ..... 99  
 Boiler Tube Plugs ..... 48  
 Bolts, Close-Couple ..... 176  
 Bolts, Closet Flange ..... 178  
 Bolts, Flange ..... 178  
 Bolts, Hex ..... 23  
 Bolts, Johnny ..... 178  
 Bolts, Nylon Toilet Seat 177  
 Bolts, Tank-to-Bowl ..... 176  
 Boxes, Ice Maker ..... 121  
 Boxes, WM Valve ..... 121  
 Brackets, Pipe Support . 72  
 Brackets, Riser ..... 34  
 Brackets, Support ..... 70  
 Breaker, Hose Vacuum . 111  
 Brushes, Chip ..... 228  
 Brushes, Copper Tube .. 227  
 Brushes, Flux ..... 228  
 Brushes, Pipe Dope ..... 228  
 Bubbler Heads ..... 97  
 Buckets, Organizer ..... 235  
 Bulbs ..... 246  
 Bungee Cords ..... 245  
 Bushings, Duplex Tank . 57

**C**

Cable Ties ..... 62, 245  
 Caps, Blank ..... 137  
 Caps, Closet Carrier ..... 178  
 Caps, Dirt Pocket ..... 48  
 Caps, Hose ..... 112  
 Caps, Rubber Test ..... 142  
 Caps, Tapped ..... 47  
 Carbon Monoxide Alarm 247  
 Cartridge Pullers ..... 239  
 Caulk Guns ..... 245  
 Caulk, Tub & Tile ..... 256  
 Caulking Irons ..... 229  
 Caution Tape ..... 248  
 Ceiling Support Rods .... 154  
 Cesspool Plates ..... 131  
**Channellock** Wrench ... 221

Chrome Fittings ..... 83-84  
 Chrome Nipples ..... 83  
 Circulator Couplings ..... 59  
 Circulator Flanges ..... 59  
 Circulator Gaskets ..... 23  
 Circulator Gaskets ..... 59  
 Circulator Oil ..... 256  
**Clam Flange** ..... 180  
 Clamps, "C" ..... 65  
 Clamps, cushion ..... 71  
 Clamps, Grounding ..... 61  
 Clamps, Jr. Beam ..... 65  
 Clamps, Pipe ..... 12  
 Clamps, Riser ..... 67  
 Clamps, Skinner ..... 17  
 Clamps, SS Hose ..... 111  
 Clamps, Strut ..... 71  
 Clamps, Tubing ..... 68-71  
 Cleanout Plugs ..... 141  
 Clevis Hangers ..... 67  
 Closet Carrier Caps ..... 178  
 Closet Flange Extender 181  
 Closet Flanges ..... 177  
 Closet Spuds ..... 182  
 Cloth, Emery ..... 228  
 Cloth, Grit ..... 228  
 CO Detectors ..... 247  
 Cocks, Air ..... 51  
 Cold Solder ..... 251  
 Compression Fittings .... 79-82  
**Conbraco** Products .... 50-53  
**Continental** Products .. 24-30  
 Contractor Trash Bags .. 249  
 Copper Tube Brushes ... 227  
 Couplings, Bathcock .... 148  
 Couplings, Circulator ..... 59  
 Couplings, Dresser ..... 1-11  
 Couplings, Hymax ..... 17  
 Couplings, Multi-use .... 140  
 Couplings, No Hub ..... 12  
 Couplings, Pipe ..... 13  
 Couplings, Rod ..... 75  
 Couplings, Rubber ..... 15  
 Couplings, Water Meter 14  
 Covers, ADA Trap ..... 134  
 Covers, Cleanout ..... 142  
 Covers, Cock Hole ..... 95  
 Covers, Floor Drain ..... 131  
 Covers, Sillcock ..... 114  
 Covers, Tank ..... 181  
 Crayons ..... 256  
 Crown-Rinse Products .. 103  
 Cushion clamps ..... 71  
 Cutters, Copper Tube ... 225  
 Cutters, Glass Tubing ... 48

Cutters, Inside PVC ..... 226  
 Cutters, PEX ..... 225  
 Cutters, PVC ..... 225

**D**

**Delany** Flushometers ... 195  
**Delany** Genuine Parts .. 194-5  
**Delta** Genuine Parts ..... 214-215  
 Dental Picks ..... 237  
 Desanco Fittings ..... 137  
 Dielectric Unions ..... 61  
 Dip Tubes ..... 60  
 Discs, Snap/Screw ..... 167  
 Dishwasher Tailpieces ... 135  
 Disposal Parts ..... 99  
 Diswasher Connection .. 109  
 Diverter Elbow ..... 147  
 Donuts, Rubber ..... 15  
 Douglas Valves ..... 166  
 Drain Augers ..... 236  
 Drain Cleaning Tools ..... 236-237  
**Drain King** Products ... 235  
 Drains, Flip-It ..... 159  
 Drains, Tip Toe ..... 159  
 Drains, Tub ..... 156-159  
**Dresser** Products ..... 1-11  
 Drop cloths ..... 249  
 Drop Ear Elbow ..... 152  
 Drop Lights ..... 246  
 Dryer Vent Kits ..... 119  
 Dust Masks ..... 233

**E**

Ear Protection ..... 234  
 Earplugs ..... 234  
 Elbows, Cast Adapter ... 54  
 Elbows, Drop Ear ..... 152  
 Elbows, Tubular ..... 136  
 Electrical Boxes ..... 62  
 Escutcheons ..... 92-93  
 Escutcheons, Shower ... 152  
 Escutcheons, Sprinkler . 64  
 Expanding Foam ..... 254  
 Expansion Shields ..... 72  
 Extension Cords ..... 246  
 Eye Protection ..... 233  
 EZ Plug ..... 152  
 EZ Traps ..... 140

EZ-Bite Fittings ..... 85-86

**F**

F & C Plates, Plastic .... 93  
 F & C Plates, Steel ..... 94  
 Faucet Repair Parts ..... 197-211  
 Faucet Washers ..... 219-220  
 Faucets ..... 95-97  
 Faucets, Bubbler ..... 97  
 Faucets, Cup Filler ..... 97  
 Faucets, Water Cooler .. 97  
 Faucets, Water Filter .... 97  
 Fill Boxes ..... 58  
 Filters, 3M Aquapure ..... 105-107  
 Filters, Oil ..... 57  
 Fire Hydrant Adapters ... 114  
 Fire Sprinkler Guards .... 64  
 Fire Sprinkler Heads ..... 63  
 First Aid Kits ..... 234  
 Fitt'n Saver Reamer ..... 226  
 Fittings, Compression ... 79-82  
 Fittings, CP Brass ..... 83-84  
 Fittings, Desanco ..... 137  
 Fittings, Flare ..... 81-82  
 Fittings, Gas Appliance . 37  
 Fittings, PE Gas ..... 24-30  
 Fittings, Push-on ..... 85-86  
 Fittings, Quick-Connect 37  
 Fittings, Trap ..... 137  
 Fittings, Water Service .. 13  
 Flame Shields ..... 230  
 Flange Isolation Kits .... 21  
 Flange Repair ..... 179-180  
 Flanges, 150# ..... 21  
 Flanges, Circulator ..... 59  
 Flanges, Closet ..... 177  
 Flanges, Jumbo ..... 154  
 Flanges, Malleable ..... 58  
 Flanges, Shower Rod ... 154  
 Flanges, Toilet ..... 177  
 Flanges, Urinal ..... 182  
 Flanges, Water Meter ... 14  
 Flappers ..... 160-165  
 Flappers, **Korky** ..... 161  
 Flare Fittings ..... 81-82  
 Flaring Tools ..... 227  
 Flexidrains ..... 140  
 Float Balls ..... 170  
 Floodstoppers ..... 131  
 Floor Drain Covers ..... 131  
 Flow Restrictors ..... 151  
**Fluidmaster** Products .. 171-2  
**Flushmate** Parts ..... 192-3

**Flushmate** Tanks ..... 192  
 Flushvalve, Urinal ..... 182  
 Flushvalves, Douglas .... 166  
 Flushvalves, Fit Am Std . 167  
 Flushvalves, Mansfield .. 168  
 Flux, **Nokorode** ..... 254  
 Flux, **Utility** ..... 254  
 Foam, Expanding ..... 254  
**Frajon** AAV ..... 99  
 Fresh Air Plate ..... 143  
 Frost Free Sillcocks ..... 113  
 Funnels ..... 250  
 Fusible Plug Valves ..... 57

**G**

Garbage disposal cords 246  
 Garden Hoses ..... 115  
 Gas Cocks, Lockwing ... 20  
 Gas Compression Ftgs . 35  
 Gas Fittings ..... 24-30  
 Gas Labels ..... 34  
 Gas Meter Products ..... 18-19  
 Gas Proving Pump ..... 144  
 Gas Range Connectors . 118  
 Gas Risers ..... 24, 35  
 Gas Test Kits ..... 40-41  
 Gasket Sheets ..... 231  
 Gasket Strainers ..... 21  
 Gaskets, Circulator ..... 23, 59  
 Gaskets, Close Couple . 176  
 Gaskets, Closet Flange 179  
 Gaskets, Companion .... 22  
 Gaskets, Full Face ..... 22  
 Gaskets, Ring ..... 22  
 Gaskets, Tank-to-Bowl .. 176  
 Gaskets, Urinal Flange . 182  
 Gaskets, Wax ..... 179  
 Gauge Glass ..... 47  
 Gauges ..... 38-41  
**Gel-Gloss** Cleaners ..... 255  
**Gerber** Genuine Parts .. 216-217  
 Gloves ..... 232  
**Gorilla Glue** ..... 251  
**Gorilla Grip** Gloves ..... 232  
 Gorilla Tape ..... 251  
 Grab Bars ..... 158  
 Graphite Packing ..... 252  
 Grid Drains ..... 126  
 Grids, Bath Shoe ..... 156  
 Grids, Shower ..... 129,131  
 Grinder Blades ..... 222  
 Ground Jt. Connection .. 137  
 Grounding Clamp Kits ... 61

Guards, Fire Sprinkler ... 64

**H**

Hair Snare ..... 157  
 Hand Warmers ..... 234  
 Handheld Shower ..... 148  
 Handle Pullers ..... 239  
 Handles, Faucet ..... 197-211  
 Handles, Radiator ..... 45  
 Handles, Valve ..... 114  
 Handy Hands ..... 237  
 Hangers, Malleable ..... 65-66  
 Hangers, Pipe ..... 65-71  
 Hangers, Sink ..... 98  
 Hardhats ..... 234  
 Heads, Pullout Faucet .. 104  
**Honeywell** Pilots ..... 55  
 Hose Caps ..... 112  
 Hose Nipples ..... 112  
 Hose Nozzles ..... 115  
 Hose Vacuum Breaker .. 111  
 Hose, Dryer Vent ..... 119  
 Hoses, Discharge ..... 109  
 Hoses, Garden ..... 115  
 Hoses, Generator ..... 37  
 Hoses, Outdoor Gas ..... 37  
 Hoses, Pullout Spray .... 104  
 Hoses, WM Inlet ..... 108  
**Hymax** Couplings ..... 17

**I**

Ice Maker Kits ..... 120  
**Innerlynx** ..... 36  
**Irwin** Speedbor Bits ..... 224

**J**

Joint Runners ..... 229

**K**

Knives, Putty ..... 223  
 Knives, Utility ..... 223  
**Korky** Flappers ..... 161

**L**

Last Drop Suction Gun .. 250  
 Laundry Tray Blocks ..... 103  
 Lavatory Legs ..... 98  
 Leak Shreak ..... 247  
**Leak-Lock** Sealants .... 254  
**Lenox** Blades ..... 222  
 Levels ..... 244  
 Lift Wires ..... 165  
 Light Bulbs ..... 246  
 Liners, 55 gallon drum ... 249  
 Link seals ..... 36  
 Lint Snares ..... 109  
 Lint Trap Kits ..... 119  
**Liquid Wrench** ..... 255  
 Locknuts, Spud ..... 182  
 Lubricated Plug Valves .. 20  
 Lumber Crayons ..... 248

**M**

Marking Stakes ..... 34  
 Marvel Fittings, Brass ... 137  
 Mason Twine ..... 247  
 Match Extenders ..... 247  
 Max-A-Valve Adapters ... 90  
**Metacaulk** Firestop ..... 255  
 Meter Bars ..... 18  
 Meter Valves ..... 20  
 Mini-Snake ..... 237  
 Mirrors ..... 247  
**MSP** Wrap Tape ..... 252

**N**

Needle Valves ..... 44, 120  
**Nemesis** Glasses ..... 233  
 Nipple Trays ..... 235  
 Nipples, CP Brass ..... 83  
 Nipples, Dielectric ..... 61  
 Nipples, Hose ..... 112  
 No Hub Couplings ..... 12  
**Nokorode** Flux ..... 254  
 Non-Asbestos Sheets ... 23  
**Nordstrom** Valves ..... 20  
 Nuts, Ballcock ..... 88  
 Nuts, Basin ..... 88  
 Nuts, Closet Carrier ..... 178  
 Nuts, Pilot ..... 56  
 Nuts, Rod ..... 75  
 Nuts, Slip ..... 138  
 Nylon Cam Straps ..... 245

**O**

**O'Keefe's** Moisturizer .. 251  
 Oakum ..... 229  
 Oil Filters ..... 57  
 Oil Tank Specialties ..... 57-58  
 O-ring Puller ..... 237  
 O-rings ..... 212

**P**

P/T Plugs ..... 44  
 Packing ..... 231  
 Packing, Non-Asbestos 23  
 Packing, Rubber ..... 23  
 Packing, Stem ..... 242  
 Pan Liner Cement ..... 145  
 Pan Liner ..... 145  
 Perforated hanger iron ... 70  
**Permatex** Products ..... 253  
 Personal Shower ..... 148  
 Pigtaails ..... 44  
 Pilot Nuts ..... 5  
 Pilot Tubing Kits ..... 56  
 Pipe Clamps ..... 12  
 Pipe Hangers ..... 65-71  
 Pipe Straps ..... 68  
 Pipe Taps ..... 223  
 Pipe Wrap Tape ..... 36  
 Pipe, Yellow PE Gas .... 31  
 Plastic sheeting ..... 249  
 Plates, "Goof" ..... 159  
 Plates, Boca ..... 78  
 Plates, Cesspool ..... 131  
 Plates, Fresh Air ..... 143  
 Plates, Pipe Repair ..... 12  
 Plates, S.S. Extension . 142  
 Plates, Shower Trim ..... 155-6  
 Plug, EZ ..... 152  
 Plugs, Boiler Tube ..... 48  
 Plugs, C.I. Wingnut ..... 144  
 Plugs, Cleanout ..... 141  
 Plugs, Inflatable Test .... 144  
 Plugs, Lead Fitall ..... 141  
 Plugs, P/T ..... 44  
 Plugs, Rubber Test ..... 142  
 Plugs, Trap ..... 144  
 Plumber's Candles ..... 229  
**Plumberex** ..... 134  
 Plungers ..... 236-237  
**Polyken** Tape ..... 36  
 Pop-up Stoppers ..... 128

Pop-Up Wastes ..... 126  
**Porc-a-fix** ..... 258  
 Porcelain Glaze ..... 258  
 Pre-Rinse Parts ..... 122  
 Pressure Gauges ..... 38-41  
 Probing Rods ..... 249  
 Provents ..... 99  
 Pullout Sprays ..... 104  
 Pumps, Bike ..... 144  
 Pumps, Gas Proving ..... 144  
 Push-on Fittings ..... 85-86  
 Putty Knife ..... 223  
 Putty ..... 256  
 PVC Backwater Valves . 117  
 PVC Tubular Products .. 138-140

**Q**

Quickblade Cutter ..... 222  
 Quick-Connects ..... 37

**R**

Rainbow Packing ..... 231  
 Reamers, PVC Socket.. 226  
 Reamers, Seat ..... 242  
**Rectorseal No. 5** ..... 254  
 Refill Tubes ..... 170  
**RetroValves** ..... 91  
 Rings, Sweat ..... 137  
 Risers, Anodeless ..... 24  
 Risers, Compression .... 35  
 Risers, **Con-Stab** ..... 24  
 Risers, Flexible ..... 29  
 Risers, Water Supply .... 87  
 Rod, Ballcock ..... 170  
 Rods, Shower ..... 153  
 Roof Flashings ..... 78  
 Rosettes ..... 88  
 Rosin Paper ..... 250  
**Royston** Mastic ..... 36  
 Rubber Sheets ..... 23  
 Rubber Tie Downs ..... 245

**S**

Saddles, Cast Iron ..... 12  
 Saddles, PVC ..... 140  
 Safety Vests ..... 233  
**Sammy** Screws ..... 73-74  
 Saws, Mini Hacksaw .... 223

Saws, PVC Cable ..... 226  
 Saws, Quickdraw ..... 226  
 Screens, Termination .... 143  
 Screw & Anchor Kits ..... 76  
 Screw Extractors ..... 223  
 Screwdrivers ..... 77  
 Screws, Bibb ..... 213  
 Screws, Trip Plate ..... 156  
 Screws, Zip ..... 76  
 Seat Gauge ..... 213  
 Seats, Faucet ..... 197-211, 213  
 Self-Tapping Valve ..... 120  
 Sewage Ejector Valves.. 117  
 Sheet Metal Crimper ..... 222  
 Sheet Packing ..... 231  
 Sheeting, clear plastic .. 249  
 Shims ..... 177  
 Shop Towels ..... 247  
 Shovels ..... 250  
 Shower Arms ..... 152  
 Shower Curtain Pins ..... 155  
 Shower Door Parts ..... 160  
 Shower Heads ..... 150-151  
 Shower Pan Liner ..... 145  
 Shower Rebuild Kits ..... 209-211  
 Shower Rod Flanges ..... 154  
 Shower Rods ..... 153  
 Siamese Connection ..... 113  
 Sight Glass ..... 47  
 Sillcock Covers ..... 114  
 Sillcock Keys ..... 114  
 Sillcocks ..... 114  
**Silver King** Products ... 257  
 Sink Bibbs ..... 96  
 Sink Clips ..... 98  
 Sink Collar ..... 135  
 Sink Funnels ..... 135  
 Sink Hangers ..... 98  
**Skinner** Clamps ..... 17  
 Slip Elbows ..... 136  
 Slipnuts ..... 138  
**Sloan** Flushometers ..... 187  
**Sloan** Genuine Parts .... 184-191  
 Snakes ..... 229  
 Soap Dispensers ..... 103  
 Soapstones ..... 250  
 Soil Probes ..... 249  
 Solder Ladle ..... 229  
 Solder Pot ..... 229  
 Spanner Flange ..... 179  
 Spark Lighters ..... 229-230  
 Speedies ..... 87  
 Splash Guards ..... 155  
 Split Escutcheons ..... 93  
 Spouts ..... 147-148

Spray Paint ..... 248  
**Spud Buddy** Wrench ... 191  
 Spuds ..... 182  
 SS Corrugated Hoses ... 61  
 SS Hose Clamps ..... 111  
 Stack and Seal Flanges 181  
 Stakes ..... 248  
 Steam Traps ..... 49  
 Steel Wool ..... 228  
 Stem Grease ..... 252  
 Stem Packing ..... 252  
 Stems, Faucet ..... 197-211  
 Stoppers, Pop-up ..... 128  
 Stoppers, Rubber ..... 157  
 Stops, Compression ..... 89-91  
 Stops, Quarter Turn ..... 89-91  
 Stove Bolts ..... 75  
 Strainers, Basket ..... 123-125  
 Strainers, Crumb Cup .... 127  
 Strainers, Duo ..... 123-125  
 Strainers, Fuel Pump .... 57  
 Strainers, Ketchall ..... 127  
 Strainers, Perforated .... 127-8  
 Strainers, Shower ..... 129-130  
 Strainers, Sink ..... 123-125  
 Strainers, SS Mesh ..... 127  
 Strainers, Urinal ..... 129  
 Straps, Pipe ..... 68  
 Strikers ..... 229-230  
 Strut Clamps ..... 71  
 Stud Guards ..... 78  
 Suds Stoppers ..... 128  
 Sump Pump Kits ..... 118  
 Supply Tubes ..... 87  
 Support Brackets ..... 72  
**Sureseal** Trap Seals .... 131  
 Syphons ..... 44

**I**

3M Aquapure Filters ..... 105-107  
**3M** Hand Pads ..... 228  
 Tailpieces, PVC Flex .... 140  
 Tailpieces, Tubular ..... 133-5  
 Tank Balls ..... 165  
 Tank Covers ..... 181  
 Tank Levers ..... 173-5  
 Tank-to-Bowl Gaskets ... 176  
 Tank-to-Bowl Kits ..... 176  
**Tapcon** Screws ..... 74  
 Tape Measures ..... 245  
 Tape, Caution ..... 248  
 Tape, Direct Burial ..... 33, 240  
 Tape, Duct ..... 230

Tape, Electrical ..... 231  
 Tape, Foil ..... 230  
 Tape, Painters ..... 231  
 Tape, Pipe Wrap ..... 36  
 Tape, Teflon ..... 258  
 Teardrop Hangers ..... 67  
 Tees, Cast Adapter ..... 54  
 Tees, Tubular ..... 136-137  
 Teflon Tape ..... 258  
 Termination Screens ..... 56, 143  
 Test Caps, Rubber ..... 16  
 Test Plugs, Rubber ..... 16  
 Thermocouples ..... 56  
 Thermometers ..... 42-43  
 Thermostat Guards ..... 62  
 Thermostats ..... 60  
 Thermowells ..... 44  
 Threaded Rod ..... 75  
 Tie Wire ..... 70  
 Tin Snips ..... 244  
 Toggle Plates-Oil/Gas ... 62  
 Toilet Flanges ..... 177  
 Toilet Paper Roller ..... 181  
 Toilet Partition Parts ..... 183  
 Tools, Chamfer ..... 26  
 Towel Bars ..... 160  
 Tracer Wire ..... 33, 240  
 Trap Primers, Tubular ... 126  
 Traps, Condensate ..... 140  
 Traps, LA-Pattern ..... 132  
 Traps, NY Regulation ... 132  
 Traps, PVC Tubular ..... 138-140  
 Traps, Steam ..... 49  
 Traps, Tubular Brass ..... 132-3  
 Tridicators ..... 43-44  
 Trip Plates ..... 155  
 Trip Waste Assemblies . 158  
 Trowels ..... 245  
 Tub Spouts ..... 147-148  
 Tubing Clamps ..... 68-71  
 Tubing, Clear Vinyl ..... 110  
 Tubing, Polyethylene ... 110  
 Tubular Brass ..... 132-7  
 Twine, Mason ..... 247

**U**

Unions, Dielectric ..... 61  
 Urinal Flanges ..... 182  
 Urinal Flush Valve ..... 182  
**Utility Flux** ..... 254

**V**

Vacuum Breakers ..... 52  
 Valves, Air Admittance .. 99  
 Valves, Ball ..... 53  
 Valves, Ball-Cone ..... 52  
 Valves, Coin-Key ..... 46  
 Valves, Fusible Plug ..... 57  
 Valves, Gas Ball ..... 56, 113  
 Valves, Main Control .... 52  
 Valves, Needle ..... 120  
 Valves, Needle ..... 44  
 Valves, PVC Backwater 117  
 Valves, Radiator ..... 45  
 Valves, Relief ..... 50-51  
 Valves, Self-Closing ..... 151  
 Valves, Self-tapping ..... 120  
 Valves, Sewage Ejector 117  
 Valves, Shower Diverter . 151  
 Valves, Tailpiece Check 128  
 Vent Caps ..... 58  
 Vents, Air ..... 46  
 Vents, Peck ..... 18  
 Vessel Sink Wastes .... 126  
 Vinyl Tubing ..... 110

**W**

Washers, Ballcock ..... 88  
 Washers, Basin ..... 88  
 Washers, Bath Shoe .... 156  
 Washers, Faucet ..... 219-220  
 Washers, Flushvalve .... 166  
 Washers, Hose ..... 112  
 Washers, Mack ..... 127  
 Washers, Neo Mold ..... 220  
 Washers, Rod ..... 75  
 Washers, Slip Joint ..... 220  
 Washers, Spud ..... 182  
 Washers, W & O ..... 156  
 Washing Machine Hose 108  
 Wasp & Hornet Spray ... 256  
 Waste & Overflow ..... 158  
 Waste Bends ..... 133  
 Water Alarms ..... 247  
 Water Filters ..... 105-107,121  
 Water Gauge Sets ..... 47, 51  
 Water Hammer Arrester 116  
 Water Heater Elements 60  
 Water Meter Keys ..... 249  
 Water Service Fittings ... 13-14  
**Water Wow** Granules .. 255  
 Wax Gaskets ..... 179

**WD40** ..... 255  
 Wicking ..... 230  
 Wire Nuts ..... 62  
 Wire, Thermostat ..... 62  
 Wire, Tracer ..... 33, 240  
 Wrench, Basin Buddy ... 243  
 Wrench, Basin ..... 243  
 Wrench, Element ..... 243  
 Wrench, Hex ..... 242  
 Wrench, Internal Spud ... 240  
 Wrench, Locknut ..... 240  
 Wrench, No Hub ..... 244  
 Wrench, PO Plug ..... 240  
 Wrench, Radiator Spud . 243  
 Wrench, Seat ..... 241  
 Wrench, Shower Socket 241  
 Wrench, Spanner ..... 240  
 Wrench, Strainer ..... 240-241  
 Wrench, Strap ..... 242  
 Wrench, Toilet Seat ..... 242  
 Wrench, Tub Drain ..... 240  
 Wrenches, Channellock 221  
 Wrenches, Hex ..... 77  
 Wrenches, Internal ..... 224  
 Wrenches, No Hub ..... 77  
 Wrenches, Spud Buddy 191  
 Wrenches, Yellow Grip .. 221

**X**

**X-pando** ..... 253

**Y**

Y-Strainers, ConEd ..... 21

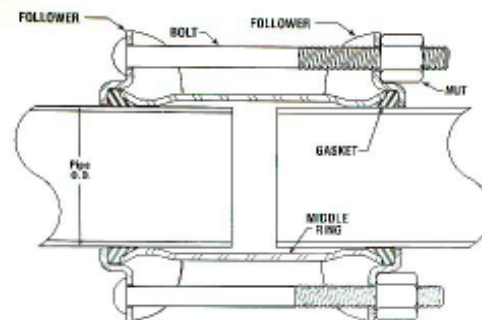
**Z**

Zip Screws ..... 76

**DRESSER™  
PIPELINE SOLUTIONS**

**For Water  
Service**

**STYLE 38 COUPLINGS FOR STEEL PIPE**




Anatomy of a Style 38 Dresser Coupling



Water Gas



Water



Water Steam

Size	[OD]	Armored	Plain	Low Pressure Steam
1/2" IPS	[.84]	2801002	2801302	2801489
3/4" IPS	[1.05]	2801004	2801304	2801490
1" IPS	[1.32]	2801006	2801306	2801492
1 1/4" IPS	[1.66]	2801008	2801308	2801494
1 1/2" IPS	[1.90]	2801010	2801310	2801496
2" IPS	[2.38]	2801012	2801312	2801498
2 1/2" IPS	[2.88]	2801014	2801314	2801500
3" IPS	[3.50]	2801016	2801316	2801502
3 1/2" IPS	[4.00]	2801018	2801318	2801503
4" IPS	[4.50]	2801020	2801320	2801504
5" IPS	[5.563]	2801022	2801322	2801506
6" IPS	[6.63]	2801024	2801324	2801508
8" IPS	[8.63]	2801026	2801326	2801510
10" IPS	[10.75]	2801028	2801328	2801512
12" IPS	[12.75]	2801030	2801330	2801514

- All **Style 38's** feature a Fusion-Bonded Epoxy Coating to prevent corrosion, except for Steam Couplings (Red Shop Coat)
- All **Style 38's** have corrosion-resistant alloy bolts and nuts (5/8" x 8 1/4")
- **Wal-Rich** stocks all Style 38's with **5"** long **middle rings** (the body of the coupling)
- For special sizes or configurations, call our Dresser Specialists at 800-221-1157



**DRESSER™  
PIPELINE SOLUTIONS**

**For Water  
Service**

**STYLE 65 GALVANIZED  
COMPRESSION FITTINGS  
FOR STEEL PIPE**



Armored Gaskets  Water

W-R#	Diameter
2804202	1/2" Short #65 Coupling
2804204	3/4" Short #65 Coupling
2804206	1" Short #65 Coupling
2804208	1 1/4" Short #65 Coupling
2804210	1 1/2" Short #65 Coupling
2804212	2" Short #65 Coupling

W-R#	Diameter
2804002	1/2" Long #65 Coupling
2804004	3/4" Long #65 Coupling
2804006	1" Long #65 Coupling
2804008	1 1/4" Long #65 Coupling
2804010	1 1/2" Long #65 Coupling
2804012	2" Long #65 Coupling

W-R#	Diameter
2804404	3/4" #65 90° Elbow
2804406	1" #65 90° Elbow
2804410	1 1/2" #65 90° Elbow
2804412	2" #65 90° Elbow

W-R#	Diameter
2804301	1/2" #65 Male Adapter
2804302	3/4" #65 Male Adapter
2804304	1" #65 Male Adapter
2804306	1 1/4" #65 Male Adapter
2804308	1 1/2" #65 Male Adapter
2804310	2" #65 Male Adapter

- For Water Service. Rated to 150 PSI,  
at temperatures up to 150 degrees

**DRESSER™  
PIPELINE SOLUTIONS**

**For Water  
Service**

**STYLE 90 COMPRESSION  
FITTINGS FOR STEEL PIPE  
(SEAL-ONLY)**



W-R#	Description
2806004	3/4" Style 90 Coupling
2806006	1" Style 90 Coupling
2806008	1 1/4" Style 90 Coupling
2806010	1 1/2" Style 90 Coupling
2806012	2" Style 90 Coupling

W-R#	Description
2814602	3/4" Style 90 Elbow
2814604	1" Style 90 Elbow
2814606	1 1/4" Style 90 Elbow
2814608	1 1/2" Style 90 Elbow
2814610	2" Style 90 Elbow

W-R#	Description
2806502	3/4" Style 90 Male Adapter
2806504	1" Style 90 Male Adapter
2806506	1 1/4" Style 90 Male Adapter
2806508	1 1/2" Style 90 Male Adapter
2806510	2" Style 90 Male Adapter

- Max Temp: 212°  
 - Standard "Seal-Only" Style 90 Fittings can be used for water and gas service where allowed by local codes.

**DRESSER™  
PIPELINE SOLUTIONS**

**For Water  
Service**

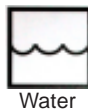
**STYLE 118 HANDIBAND® CLAMPS**

**3" ONE BOLT CLAMPS**



W-R#	Diameter x Length	
2817002	1/2" x 3"	Single Bolt
2817006	3/4" x 3"	Single Bolt
2817010	1" x 3"	Single Bolt
2817014	1 1/4" x 3"	Single Bolt
2817018	1 1/2" x 3"	Single Bolt
2817022	2" x 3"	Single Bolt
2817026	2 1/2" x 3"	Single Bolt
2817030	3" x 3"	Single Bolt
2817060	3 1/2" x 3"	Single Bolt
2817034	4" x 3"	Single Bolt
2817039	5" x 3"	Single Bolt
2817038	6" x 3"	Single Bolt
2817043	8" x 3"	Single Bolt

**6" TWO BOLT CLAMPS**



W-R#	Diameter x Length	
2817004	1/2" x 6"	Double Bolt
2817008	3/4" x 6"	Double Bolt
2817012	1" x 6"	Double Bolt
2817016	1 1/4" x 6"	Double Bolt
2817020	1 1/2" x 6"	Double Bolt
2817024	2" x 6"	Double Bolt
2817028	2 1/2" x 6"	Double Bolt
2817032	3" x 6"	Double Bolt
2817062	3 1/2" x 6"	Double Bolt
2817036	4" x 6"	Double Bolt
2817050	5" x 6"	Double Bolt
2817040	6" x 6"	Double Bolt
2817044	8" x 6"	Double Bolt

**12" TWO BOLT CLAMPS**

W-R#	Diameter x Length	
2817025	2" x 12"	Double Bolt
2817033	3" x 12"	Double Bolt
2817037	4" x 12"	Double Bolt
2817042	6" x 12"	Double Bolt
2817046	8" x 12"	Double Bolt


**Lugs:** Ductile Iron  
**Band:** Stainless Steel  
**Bolts:** Brass-Plated Alloy Steel  
**Gasket:** Grade 304 material can be used with water, air, oils, aromatic & aliphatic hydrocarbons, gasoline, & natural gas.

- Max Temp: 150°F

**DRESSER™  
PIPELINE SOLUTIONS**

**For Water  
Service**

**STYLE 360 “ALL-AROUND”  
REPAIR CLAMPS**



**Lugs:** Ductile Iron  
**Band:** Stainless Steel  
**Bolts:** Brass-Plated Alloy Steel  
**Gasket:** Grade 304 material can be used with water, air, oils, aromatic & aliphatic hydrocarbons, gasoline, & natural gas.

- Max Temp: 150°F

**for STEEL/PVC [OD]**

**For CAST/DUCTILE [OD]**

**7.5" LONG CLAMPS**

<b>2822500</b>	2"	[2.375]
<b>2822502</b>	3"	[3.50]
<b>2822504</b>	4"	[4.50]
<b>2822506</b>	6"	[6.63]
<b>2822508</b>	8"	[8.63]
<b>2822510</b>	10"	[10.75]
<b>2822512</b>	12"	[12.75]

<b>2822702</b>	3" DIP	[3.73-4.00]
<b>2822704</b>	4" DIP	[4.74-5.14]
<b>2822706</b>	6" DIP	[6.84-7.24]
<b>2822708</b>	8" DIP	[8.99-9.39]
<b>2822710</b>	10" DIP	[11.04-11.44]
<b>2822712</b>	12" DIP	[13.10-13.50]

**for STEEL/PVC [OD]**

**For COPPER [OD]**

**For CAST/DUCTILE [OD]**

**12.5" LONG CLAMPS**

<b>2822000</b>	2"	[2.375]
<b>2822002</b>	3"	[3.50]
<b>2822004</b>	4"	[4.50]
<b>2822006</b>	6"	[6.63]
<b>2822008</b>	8"	[8.63]
<b>2822010</b>	10"	[10.75]
<b>2822012</b>	12"	[12.75]

<b>2822102</b>	2 1/2" CTS	[2.63]
<b>2822104</b>	3" CTS	[3.13]
<b>2822106</b>	4" CTS	[4.13]

<b>2822202</b>	3" DIP	[3.73-4.00]
<b>2822204</b>	4" DIP	[4.74-5.14]
<b>2822206</b>	6" DIP	[6.84-7.24]
<b>2822208</b>	8" DIP	[8.99-9.39]
<b>2822210</b>	10" DIP	[11.04-11.44]
<b>2822212</b>	12" DIP	[13.10-13.50]

**DRESSER™  
PIPELINE SOLUTIONS**

**For Gas  
Service**

**STYLE 39 COUPLING FOR STEEL--INSULATED,  
FOR GAS APPLICATIONS**



Insulating Sleeve

Copper Stubout for anode connection



Insulating Sleeve, Gasket, & Spacer



Gas

W-R#	Description	Insulating Sleeve
2803000	2" IPS	One-End
2803002	2½" IPS	One-End
2803004	3" IPS	One-End
2803006	4" IPS	One-End
2803007	5" IPS	One-End
2803008	6" IPS	One-End
2803010	8" IPS	One-End

- Features rubber insulating sleeve and anode for conductivity
- Fusion-bonded epoxy coat.
- Style 39 couplings are "Seal-Only"--for aboveground use (meter set)

**STYLE 711 BOLTED COUPLINGS  
WITH "RESTRAINING SEAL"  
FOR STEEL PIPE**

**Pullout Prevention Products**



Copper Stubout for anode connection

Yellow Seal & Restraint ID Band



Restraining Ring tightens to prevent pipe pullout



Gas

W-R#	Description
2833002	2" IPS - Steel Pipe
2833006	3" IPS - Steel Pipe
2833008	4" IPS - Steel Pipe

W-R#	Description
2834002	2" IPS - *PE* SDR-11
2834005	3" IPS - *PE* SDR-11
2834006	3" IPS - *PE* SDR-11.5
2834007	4" IPS - *PE* SDR-11
2834008	4" IPS - *PE* SDR-11.5

- furnished with 2 heavy steel stiffeners

**DRESSER™  
PIPELINE SOLUTIONS**

**For Gas  
Service**

**STYLE 90 "SEAL ONLY" FITTING FOR STEEL PIPE,  
INSULATED FOR GAS**



1/8" tap



Insulating Sleeve,  
Gasket, & Spacer

**W-R# Description**

<b>2815802</b>	<b>3/4"</b>	Insulated Coupling
<b>2815804</b>	<b>1"</b>	Insulated Coupling
<b>2815806</b>	<b>1 1/4"</b>	Insulated Coupling
<b>2815808</b>	<b>1 1/2"</b>	Insulated Coupling
<b>2815810</b>	<b>2"</b>	Insulated Coupling

- Insulating sleeve and spacer to conform to local codes.
- Seal Only--no restraint.

**W-R# Description**

<b>2820002</b>	<b>3/4"</b>	Insulated Cplg w/ Tap
<b>2820004</b>	<b>1"</b>	Insulated Cplg w/ Tap
<b>2820006</b>	<b>1 1/4"</b>	Insulated Cplg w/ Tap
<b>2820008</b>	<b>1 1/2"</b>	Insulated Cplg w/ Tap
<b>2820010</b>	<b>2"</b>	Insulated Cplg w/ Tap

- Insulated coupling with 1/8" tapping to meet Con Ed specs.
- Heavy-duty machined-steel body.
- Seal Only--no restraint.

**W-R# Description**

<b>2816002</b>	<b>3/4"</b>	Insulated Elbow
<b>2816004</b>	<b>1"</b>	Insulated Elbow
<b>2816006</b>	<b>1 1/4"</b>	Insulated Elbow
<b>2816008</b>	<b>1 1/2"</b>	Insulated Elbow
<b>2816010</b>	<b>2"</b>	Insulated Elbow

- Seal Only--no restraint.

**DRESSER™  
PIPELINE SOLUTIONS**

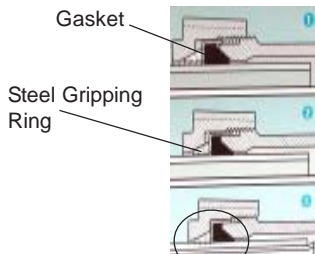
**For Gas  
Service**

**“UNIVERSAL” STYLE 90 COUPLINGS  
WITH “RESTRAINING SEAL”**



**FOR STEEL**

**Pullout Prevention Products**



Upon tightening nut, gasket compresses to create seal and steel rings grip pipe to prevent pullout.



Steel Gripping Ring



**W-R# Description**

<b>2816602</b>	¾" "Universal" Coupling
<b>2816604</b>	1" "Universal" Coupling
<b>2816606</b>	1¼" "Universal" Coupling
<b>2816608</b>	1½" "Universal" Coupling
<b>2816610</b>	2" "Universal" Coupling

- Seal & Restraint coupling

**FOR POLYETHYLENE**



**W-R# Description SDR**

<b>2817702</b>	¾"	11	"Universal"
<b>2817704</b>	1"	11	"Universal"
<b>2817706</b>	1¼"	10	"Universal"
<b>2817708</b>	1½"	11	"Universal"
<b>2817710</b>	2"	11	"Universal"

- Seal & Restraint coupling

**DRESSER™  
PIPELINE SOLUTIONS**

**For Hi-Temp  
Applications**

**STYLE 38 HI-TEMP COUPLINGS**



Max Temp: 1200°



Carded Glass Gasket



W-R#	Description	OD
2801489	½" IPS	[.84]
2801490	¾" IPS	[1.05]
2801492	1" IPS	[1.32]
2801494	1¼" IPS	[1.66]
2801496	1½" IPS	[1.90]
2801498	2" IPS	[2.38]
2801500	2½" IPS	[2.88]
2801502	3" IPS	[3.50]
2801503	3½" IPS	[4.00]
2801504	4" IPS	[4.50]
2801506	5" IPS	[5.563]
2801508	6" IPS	[6.63]
2801510	8" IPS	[8.63]
2801512	10" IPS	[10.75]
2801514	12" IPS	[12.75]

- Carded Fiberglass. Withstands temperatures to 1200°. Please note: the non-resilient characteristic of carded fiberglass gaskets can result in a non-leakproof seal.

**STYLE 90 HI-TEMP COUPLINGS**



Max Temp: 1200°



Carded Glass Gasket



W-R#	Description
2814402	½" Style 90 - Hi Temp
2814404	¾" Style 90 - Hi Temp
2814406	1" Style 90 - Hi Temp
2814408	1¼" Style 90 - Hi Temp
2814410	1½" Style 90 - Hi Temp
2814412	2" Style 90 - Hi Temp

- Carded Fiberglass. Withstands temperatures to 1200°. Please note: the non-resilient characteristic of carded fiberglass gaskets can result in a non-leakproof seal.



**DRESSER™  
PIPELINE SOLUTIONS**

**STYLE 175 GTO/CURB VALVES**



W-R#	Description	
2817112	3/4"	#175 GTO Valve
2817114	1"	#175 GTO Valve
2817116	1 1/4"	#175 GTO Valve
2817118	1 1/2"	#175 GTO Valve
2817120	2"	#175 GTO Valve

- FIP x FIP
- Tamper-proof design
- 1/4 Turn

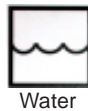
**STYLE 275 LOCK WING METER VALVES**



W-R#	Description	
2817150	3/4"	#275 Lockwing
2817152	1"	#275 Lockwing
2817154	1 1/4"	#275 Lockwing

- FIP x FIP
- Tamper-proof design

**STYLE 91 SERVICE SADDLES**



W-R#	Description	
2807001	2" X 1"	Double-Stirrup
2807002	2" X 1 1/4"	Double-Stirrup
2807004	2" X 1 1/2"	Double-Stirrup

- Max Temp 212°

**DRESSER™  
PIPELINE SOLUTIONS**

**Parts for  
Style 38  
Couplings**



**WATER  
SERVICE**

Plain Grade 27  
Buna-S gasket

W-R#	Description
2817602	1/2"
2817604	3/4"
2817606	1"
2817608	1 1/4"
2817610	1 1/2"
2817612	2"
2817614	2 1/2"
2817616	3"
2817618	3 1/2"
2817620	4"
2817622	5"
2817624	6"
2817626	8"
2817628	10"
2817630	12"



**GAS  
SERVICE**

Armored Grade 27  
Buna-S gasket.  
Brass coil provides  
additional conductivity.

W-R#	Description
2817502	1/2"
2817504	3/4"
2817506	1"
2817508	1 1/4"
2817510	1 1/2"
2817512	2"
2817514	2 1/2"
2817516	3"
2817518	3 1/2"
2817520	4"
2817522	5"
2817524	6"
2817526	8"
2817528	10"
2817530	12"



**OIL  
SERVICE**

Grade 42 BUNA-N  
Gaskets for fuel oil &  
gasoline.

W-R#	Description
2801462	2"
2801464	2 1/2"
2801466	3"
2801467	3 1/2"
2801468	4"
2801470	5"
2801472	6"
2801474	8"
2801476	10"
2801478	12"



**HI-TEMP  
CARDED GLASS**

For steam & air  
applications up to 1200°.  
Please note: the non-  
resilient characteristic of  
carded fiberglass gaskets  
can result in a non-leakproof  
seal.

W-R#	Description
2817276	1/2"
2817278	3/4"
2817280	1"
2817282	1 1/4"
2817284	1 1/2"
2817286	2"
2817288	2 1/2"
2817302	3"
2817303	3 1/2"
2817304	4"



**NUTS & BOLTS**

Dresserloy® Carbon Steel Epoxy-  
coated bolts & nuts

W-R#	Description
2818312	5/8" x 8 1/4" Nut & Bolt
2818314	5/8" x 10 3/4" Nut & Bolt

- Also available in 304 Stainless Steel  
and 316 Stainless Steel

**PIPE CONNECTIONS  
& REPAIR**

**WAL-RICH HINGED  
STEEL PIPE CLAMP**



W-R#	Description	Min	Box
2206002	1/2"	1	5
2206006	3/4"	1	5
2206010	1"	1	5
2206014	1 1/4"	1	5
2206018	1 1/2"	1	5
2206022	2"	1	1
2206026	2 1/2"	1	1
2206030	3"	1	1

**STEEL REPAIR PLATES**



W-R#	Description	Min	Box
2204002	2"	1	6
2204004	3"	1	6
2204006	4"	1	6
2204008	5"	1	6

**STAINLESS STEEL  
WRAP-AROUND  
REPAIR CLAMPS**



SIZE IPS (CTS)	SHORT (3") ONE-BOLT	LONG (6") TWO-BOLT
3/8" (1/2" CTS)	2206102	2206202
1/2" (3/4" CTS)	2206104	2206204
3/4" (1" CTS)	2206106	2206206
1" (1 1/4" CTS)	2206108	2206208
1 1/4" (1 1/2" CTS)	2206110	2206210
1 1/2"	2206112	2206212
2"	2206114	2206214
2 1/2"	2206116	2206216
3"	2206118	2206218
4"	2206120	2206220

**CAST IRON TAPPED  
SADDLE TEE**



W-R#	Description	Min	Box
0422010	4" x 2"	1	12

**NO-HUB COUPLINGS**



W-R#	Description	Min	Box
2540002	1 1/2" X 1 1/2"	1	20
2540004	2" X 2"	1	20
2540006	2" X 1 1/2"	1	20
2540008	3"	1	20
2540010	4"	1	20



- Imported

**PIPE CONNECTIONS  
& BRASS WATER  
SERVICE FITTINGS**



**W-R GALVANIZED  
MALLEABLE IRON  
COMPRESSION  
COUPLING**

DIA.	SHORT (LENGTH)	LONG (LENGTH)
1/2"	2560002 2 3/4"	2561002 4 1/4"
3/4"	2560004 3"	2561004 4 1/4"
1"	2560006 3 1/4"	2561006 4 1/2"
1 1/4"	2560008 3 1/4"	2561008 4 3/4"
1 1/2"	2560010 3 1/4"	2561010 5"
2"	2560012 3 1/2"	2561012 5 1/4"
2 1/2"	2560014 4"	2561014 5 3/4"
3"	2560016 4 1/2"	2561016 7"

- 125 psi at 120°  
- Imported



**W-R BRASS  
COMPRESSION  
COUPLINGS  
- LEAD FREE -**

SHORT (3")	LONG (5")	IPS	COPPER
4531000	4532000	3/8"	1/2"
4531002	4532002	1/2"	3/4"
4531004	4532004	3/4"	1"
4531006	4532006	1"	
4531008	4532008	1 1/4"	
4531010	4532010	1 1/2"	
4531012	4532012	2"	

**LEAD-FREE**

- 125 psi at 180°  
- Imported



**AA LEAD X MIPS  
PACK-JOINT ADAPTER  
- LEAD FREE -**

W-R#	Description
4819002	5/8" AA x 3/4" MIPS
4819004	3/4" AA x 3/4" MIPS
4819006	1" AA x 1" MIPS
4819008	1 1/4" AA x 1 1/4" MIPS
4819010	1 1/2" AA x 1 1/2" MIPS
4819012	2" AA x 2" MIPS

**LEAD-FREE**



**COPPER X MIPS  
PACK-JOINT ADAPTER  
- LEAD FREE -**

W-R#	Description
4819204	3/4" Cop x 3/4" MIPS
4819206	1" Cop x 1" MIPS
4819208	1 1/4" Cop x 1 1/4" MIPS
4819210	1 1/2" Cop x 1 1/2" MIPS
4819212	2" Cop x 2" MIPS

**LEAD-FREE**

**BRASS WATER SERVICE FITTINGS**



**COPPER X COPPER  
PACK-JOINT ADAPTER**  
- LEAD FREE -



W-R#	Description
4819104	3/4" Cop x 3/4" Cop
4819106	1" Cop x 1" Cop
4819108	1 1/4" Cop x 1 1/4" Cop
4819110	1 1/2" Cop x 1 1/2" Cop
4819112	2" Cop x 2" Cop



**FLARE X FLARE  
ADAPTER**  
- LEAD FREE -



W-R#	Description
4819402	3/4" Flare x 3/4" Flare
4819404	1" Flare x 1" Flare



**FLARE X MALE IPS  
ADAPTER**  
- LEAD FREE -



W-R#	Description
4819502	3/4" Flare x 3/4" MIP
4819504	1" Flare x 1" MIP



**WATER METER  
COUPLINGS WITH  
WASHER**  
- LEAD FREE -



W-R#	Description	Min.	Box
4429002	5/8"	1 pair/bag	20
4429004	3/4"	1 pair/bag	20
4429005	1"	1 pair/bag	10
4429072	5/8"	1 each	24
4429074	3/4"	1 each	24
4429075	1"	1 each	12



**WATER METER  
COUPLING WASHERS**

W-R#	Description	Min.	Box
2725004	1/2"	12	12
2725006	3/4"	12	12
2725008	1"	12	12

- Rubber



**BRASS WATER METER  
FLANGE SET**  
- LEAD FREE -



W-R#	Description	Min.	Box
4429502	1 1/2"	1	-
4429504	2"	1	-

- Boxed with 2 flanges, nuts, bolts, & gaskets

**PIPE CONNECTIONS  
& REPAIR**



**RUBBER TRANSITION  
COUPLINGS**

W-R#	Description	Min	Box
2533001	1 1/4" x 1 1/4"	1	40
2533002	1 1/2" x 1 1/4"	1	40
2533004	1 1/2" x 1 1/2"	1	40
2533006	2" x 1 1/2"	1	20
2533008	2" x 2"	1	20
2533012	3" x 2"	1	20
2533014	3" x 3"	1	20
2533015	4" x 2"	1	20
2533016	4" x 3"	1	20
2533018	4" x 4"	1	10
2533020	6" x 4"	1	10
2533022	6" x 6"	1	4

- Sizes listed are for Schedule 40 Steel, Cast Iron, and PVC



**RUBBER TRANSITION  
DONUTS**

W-R#	Description	Min	Box
2533500	2" x 1 1/2"	1	20
2533502	2" x 2"	1	20
2533506	3" x 2"	1	20
2534000	3" x 3"	1	10
2535000	4" x 3"	1	10
2536000	4" x 4"	1	10



**RUBBER DRAIN AND  
TRAP CONNECTION**

W-R#	Description
1662002	1 1/2" Sch 40 x 1 1/2" tubular
1662004	2" Sch 40 x 1 1/2" tubular
1662006	1 1/2" tubular x 1 1/2" tubular

- Drain and trap connections are 12 per box, with a one piece minimum.



**RUBBER WASHING  
MACHINE HOSE GRIPS**

W-R#	Description	Min	Box
2533000	1 1/2"	1	12

• Fits 2" or 1 1/2" standpipe x 1" to 1 7/16" washing machine discharge hose.

**PIPE CONNECTIONS  
& REPAIR**



**ECONO-PLUGS**

W-R#	Size	Min	Box
1837220	1½"	1	25
1837222	2"	1	25
1837224	3"	1	25
1837226	4"	1	25
1837228	6"	1	25



**ECONO-CAPS**

W-R#	Size	Min	Box
1837502	1½"	1	25
1837504	2"	1	25
1837506	3"	1	25
1837508	4"	1	25



**RED-RUBBER  
TEST PLUG**

Unique flanged design

W-R#	Size	Min	Box
1837200	1½"	1	25
1837202	2"	1	25
1837204	3"	1	25
1837206	4"	1	25



**MARQ-2 TEST CAP**

W-R#	Size	Min	Box
1837400	1½"	1	25
1837402	2"	1	25
1837404	3"	1	25
1837406	4"	1	25

**PIPE CONNECTIONS  
& REPAIR**




**SKINNER®  
EMERGENCY PIPE  
CLAMPS**

W-R#	Description	Min	Box
2641002	1/2"	1	5
2641004	3/4"	1	5
2641006	1"	1	5
2641008	1 1/4"	1	5
2641010	1 1/2"	1	5
2641012	2"	1	1
2641014	2 1/2"	1	1
2641016	3"	1	1
2641018	3 1/2"	1	1
2641020	4"	1	1
2641022	5"	1	1
2641024	6"	1	1

- Temperature rating: up to 250°F
- Pressure Rating: up to 600 psi
- Buna N gasket can be used on water, gas, & oil.



**KRAUSZ® "HYMAX"  
WIDE-RANGE  
TRANSITION  
COUPLINGS**



*Patented 2-layer gasket pulls away to enable hi-range.*

W-R#	Nom	Low Range	High Range
2630002	2"	(2.10-2.60)	(2.56-3.03)
2630004	3"	(3.46-3.90)	(3.86-4.33)
2630006	4"	(4.25-5.00)	(4.92-5.63)
2630007	5"	(5.12-5.75)	(5.71-6.38)
2630008	6"	(6.42-7.05)	(7.01-7.68)
2630010	8"	(8.54-9.17)	(9.13-9.84)
2630012	10"	(10.70-11.37)	(11.33-12.00)
2630014	12"	(12.40-13.03)	(12.99-13.66)

- Wide range allows for transitions between cast iron, steel, PVC, & HDPE pipe.
- For water service only
- Temperature range: -20°F - 220°F
- Pressure rating: up to 260 psi



**GAS METER SPECIALTIES**

**SIDE-IN / TOP-OUT  
METER BARS**



**BLACK**

W-R#	Length	Inlet	Outlet	Swivel	Class
0418002	6"	1"	1"	1"	250
0418004	6 1/2"	1"	1"	1"	250
0418006	7"	1 1/4"	1 1/4"	1 1/4"	400

- Keyspan/National Grid pattern

**MALLEABLE IRON  
INSULATED UNIONS**



W-R#	Size (NPT)	Finish
0417702	3/4"	Black
0417704	1"	Black
0417706	1 1/4"	Black
0415402	3/4"	Galvanized
0415404	1"	Galvanized
0415406	1 1/4"	Galvanized

- Flat Insulating Washer

**METER BAR ADAPTER**



W-R#	Size (NPT)	Min	Box
0423702	1 1/4" x 1"	1	-

**GAS REGULATOR  
VENTS  
("PECK" VENTS)**



W-R#	Description
1754002	3/4" With Screen
1754004	1" With Screen
1754006	1 1/4" With Screen
1754008	1 1/2" With Screen
1754010	2" With Screen

**GAS METER SPECIALTIES**



**OFFSET SWIVELS  
FOR GAS METERS**

W-R#	Size (NPT)	LT.	Finish
0416602	3/4"	10	Black
0416604	1"	20	Black
0416606	1 1/4"	30	Black



**NUTS FOR GAS METERS**

W-R#	Size (NPT)	LT.	Finish
0416802	3/4"	10	Black
0416804	1"	20	Black
0416806	1 1/4"	30	Black



**STRAIGHT SWIVELS  
FOR GAS METERS**

W-R#	Size (NPT)	LT.	Finish
0416902	3/4"	10	Black
0416904	1"	20	Black
0416906	1 1/4"	30	Black



**METER PLUGS WITH  
TAP**

W-R#	Size (NPT)	LT.	Tap Size
0418802	1"	20	1/8"
0418804	1 1/4"	30	1/4"



**RUBBER WASHER FOR  
METER BAR**

W-R#	Size (NPT)	LT.
0417602	3/4"	10
0417604	1"	20
0417606	1 1/4"	30

**GAS METER SPECIALTIES**



**LOCKWING GAS COCK**

**BLACK**

W-R#	Description	PSI	Min	Box
<b>0416002</b>	3/4"	175	1	25
<b>0416004</b>	1"	175	1	15
<b>0416006</b>	1 1/4"	175	1	10
<b>0416008</b>	1 1/2"	175	1	5
<b>0416010</b>	2"	175	1	5

- FIP x FIP
- Tamper-proof design



**DRESSER STYLE 275® LOCKWING GAS METER VALVES**



**BLACK**

W-R#	Description
<b>2817150</b>	3/4" #275 Lockwing
<b>2817152</b>	1" #275 Lockwing
<b>2817154</b>	1 1/4" #275 Lockwing

- FIP x FIP
- Tamper-proof design



**FLOWSERVE® LUBRICATED PLUG VALVES**



W-R#	Description
<b>0424112</b>	2" #142 Plug Valve
<b>0424116</b>	3" #142 Plug Valve
<b>0424120</b>	4" #142 Plug Valve

- FIP x FIP
- Iron Body Lubricated Plug Valve
- Short Pattern
- 200 psi CWP (Cold Working Pressure)

W-R#	Description
<b>0425001</b>	2" #142T Tamperproof
<b>0425002</b>	3" #142T Tamperproof
<b>0425004</b>	4" #142T Tamperproof

- FIP x FIP
- Iron Body Lubricated Plug Valve
- Short Pattern
- 200 psi CWP (Cold Working Pressure)
- ConEd pattern

**GAS METER SPECIALTIES**



**IMAC SYSTEMS  
CARBON STEEL  
FLANGED Y-STRAINER**

W-R#	Description	OEM#
1756002	2"	YS-61-CS

- Con-Ed requirement as of 7/15
- 150# Raised Face Flanges
- Less blow-off & gauge tap plugs
- 40 mesh internal strainer



**CARBON STEEL  
150# FLAT FACE  
FLANGES**

W-R#	Description
1757004	2"
1757006	2 1/2"
1757008	3"
1757010	4"



**GARLOCK 3000®  
RING GASKET  
STRAINERS**

W-R#	Description	Type
2745002	2"	Ring
2745004	3"	Ring
2745006	4"	Ring
2745008	6"	Ring

- 60 mesh gasket strainer
- Non-asbestos gasket



**GARLOCK 3000®  
GASKETS**

Size	Ring	Full Face
2"	2744002	2744052
3"	2744004	2744054
4"	2744006	2744056
6"	2744008	2744058

- Non-asbestos gasket



**COMPANION FLANGE  
ISOLATION KITS FOR  
NATURAL GAS**



W-R#	Description	Type
2746002	2"	Full Face
2746006	3"	Full Face
2746008	4"	Full Face

- Phenolic gasket, sleeves, & washers
- Made in USA

**SPECIALTY WASHERS**



**RING GASKET**



Fiber	Size	Rubber	OD	ID
2737002	1 1/2"	2737102	3 1/4	1 7/8
2737004	2"	2737104	4	2 1/4
2737006	2 1/2"	2737106	4 3/4	2 3/4
2737008	3"	2737108	5 3/8	3 1/2
2737010	3 1/2"	2737110	6 1/4	3 7/8
2737012	4"	2737112	6 7/8	4 3/8
2737014	5"	2737114	7 3/4	5 1/2
2737016	6"	2737116	8 7/8	6 1/2

- Fiber gaskets are 1/16" thick (150#)
- Fiber gaskets rated to 500° F.
- Rubber gaskets are 1/8" thick (150#)



**COMPANION FLANGE GASKET**



Fiber	Size	Rubber	OD	ID
2739000	1 1/2"	2739100	4 7/8	1 3/4
2739002	2"	2739102	6	2 1/4
2739004	2 1/2"	2739104	7	2 3/4
2739006	3"	2739106	7 1/2	3 3/8
2739008	3 1/2"	2739108	8 1/2	3 7/8
2739010	4"	2739110	9	4 3/8
2739012	5"	2739112	9 7/8	5 1/2
2739014	6"	2739114	11	6 1/2

- Fiber gaskets are 1/16" thick (150#)
- Fiber gaskets rated to 500° F.
- Rubber gaskets are 1/8" thick (150#)



**RING GASKET, BOLT, & NUT PACKS**



Fiber	Size	Rubber	Bolt Size	# Bolts
2737504	2"	2737704	5/8" x 3"	4
2737506	2 1/2"	2737706	5/8" x 3"	4
2737508	3"	2737708	5/8" x 3"	4
2737512	4"	2737712	5/8" x 3"	8
2737514	5"	2737714	3/4" X 3 1/4"	8
2737516	6"	2737716	3/4" X 3 1/4"	8

- Fiber gaskets are 1/16" thick (150#)
- Fiber gaskets rated to 500° F.
- Rubber gaskets are 1/8" thick (150#)



**COMPANION FLANGE GASKET, BOLT, & NUT PACKS**



Fiber	Size	Rubber	Bolt Size	# Bolts
2739202	2"	2739402	5/8" x 3"	4
2739204	2 1/2"	2739404	5/8" x 3"	4
2739206	3"	2739406	5/8" x 3"	4
2739210	4"	2739410	5/8" x 3"	8
2739212	5"	2739412	3/4" X 3 1/4"	8
2739214	6"	2739414	3/4" X 3 1/4"	8

- Fiber gaskets are 1/16" thick (150#)
- Fiber gaskets rated to 500° F.
- Rubber gaskets are 1/8" thick (150#)

**SPECIALTY WASHERS**



**HEX BOLT & NUT SET**

W-R#	Description	Box
2402502	5/8" x 2 3/4" w/nut	12 bolts/nuts
2402504	5/8" x 3" w/nut	12 bolts/nuts
2402506	3/4" x 3" w/nut	12 bolts/nuts
2402508	3/4" x 3 1/4" w/nut	12 bolts/nuts



**RED RUBBER (SBR) SQUARE-PAK**

W-R#	Description	Thickness	Min
1910002	6" x 6"	1/16"	12
1910004	12" x 12"	1/16"	12



**RED RUBBER PACKING SHEET**

W-R#	Description	Min
1909002	1/16" (3' X 60')	100 lbs
1909014	1/8" (3' X 27')	100 lbs

-20 to 170° Fahrenheit



**NON-ASBESTOS GASKETING MATERIAL**

W-R#	Description	Thickness	Min
1904002	60" x 60"	1/16"	1
1904004	30" x 30"	1/16"	1



- Rated at up to 1200°F



**CIRCULATOR FLANGE GASKETS**

W-R#	Description	Min	Box
1751002	Pair/bag	1 pr.	50 pr.
A000337	Bulk	100	100



- 1 1/2" ID center, 1/2" ID screw holes
- 1/8" Red SBR rubber
- Fits B&G, Taco, and most other circulators



**CIRCULATOR FLANGE REPAIR KIT**

W-R#	Description	Box
1751004	Gasket/Nuts/Bolt Kit	6



- Package contains:
  - (4) 7/16" 14T bolts
  - (4) 7/16" hex nuts
  - (2) A000337 gaskets
- Fits B&G, Taco, and most popular circulators.
- Bagged



**CIRCULATOR FLANGE NUTS AND BOLTS**

W-R#	Description	Box
1751006	Nut/Bolt Kit	6



- Package contains:
  - (4) 7/16" 14T bolts
  - (4) 7/16" hex nuts
  - (2) A000337 gaskets



**Con-Stab ID Seal® Fittings** have been sold in the gas, plumbing, and propane markets since 1990. **Con-Stab®** fittings are IAPMO, CSA, & ICC approved.



for: **Pool Heaters**



for: **Gas Grills**




for: **Patio Hearths & Lighting**



for: **Emergency Generators**

**CON-STAB® ANODELESS METER RISERS**



- Fusion-bonded epoxy coating
- Anodeless and corrosion resistant
- Patented "ID-Seal" fitting (inside chamfer)

Always Match **Pipe Size & SDR**


W-R	Size	Wall (CTS) or SDR
2886036	1/2" CTS	.090
2886004	3/4" IPS	SDR-11
2886008	1" IPS	SDR-11
2886040	1" CTS	.099/.101
2886012	1 1/4" IPS	<b>SDR-10</b>
2886013	1 1/4" IPS	SDR-11
2886016	1 1/2" IPS	SDR-11
2886020	2" IPS	SDR-11

**IMPORTANT**  
CHAMFER THE ID OF PIPE

You must use a **Continental Chamfer Tool** on a **Continental Fitting!**



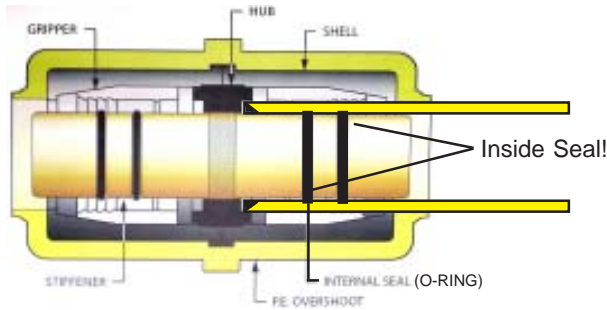
**POLY-END ANODELESS METER RISERS**



- Fusion-bonded epoxy coating
- Anodeless and corrosion resistant
- Plain PE end can be used with compression & "stab" fittings
- 3" must be used with Dresser Style 711 couplings. See page 6.

Sleeved Elbow Unit  
2886060 2"  
2886070 3"

W-R	Size	Wall (CTS) or SDR
2886002	3/4" IPS	SDR-11
2886006	1" IPS	SDR-11
2886030	1" CTS	.099/.101
2886010	1 1/4" IPS	<b>SDR-10</b>
2886011	1 1/4" IPS	SDR-11
2886014	1 1/2" IPS	SDR-11
2886018	2" IPS	SDR-11
2886060	2" IPS	SDR-11
2886070	3" IPS	SDR-11.5



**Con-Stab®'s** patented "ID-Seal" is formed on the **INSIDE** of the pipe--where the surface is the smoothest. Therefore you must chamfer the **INSIDE** of your pipe with a **Continental® Chamfer tool**.

**Con-Stab ID Seal® Fittings** have been sold in the gas, plumbing, and propane markets since 1990. **Con-Stab®** fittings are IAPMO, CSA, & ICC approved.

From NFPA 54 Section 3.3.5  
 "An **anodeless riser** is an assembly of steel-cased plastic pipe used to make the transition between plastic piping underground and metal piping aboveground."

Plastic Pipe runs inside the riser.

Corrosion-resistant fusion-bonded epoxy coating



**CON-STAB® COUPLINGS**



Always Match **Pipe Size & SDR**



W-R	Size	Wall (CTS) or SDR
2881000	1/2" CTS	.090
2881002	3/4" IPS	SDR-11
2881004	1" IPS	SDR-11
2881020	1" CTS	.099/.101
2881006	1 1/4" IPS	<b>SDR-10</b>
2881007	1 1/4" IPS	SDR-11
2881008	1 1/2" IPS	SDR-11
2881010	2" IPS	SDR-11

**CON-STAB® ELBOWS**



Always Match **Pipe Size & SDR**



W-R	Size	Wall (CTS) or SDR
2882000	1/2" CTS	.090
2882002	3/4" IPS	SDR-11
2882004	1" IPS	SDR-11
2882020	1" CTS	.099/.101
2882006	1 1/4" IPS	<b>SDR-10</b>
2882007	1 1/4" IPS	SDR-11
2882008	1 1/2" IPS	SDR-11
2882010	2" IPS	SDR-11

**CON-STAB® TEES**



Always Match **Pipe Size & SDR**



W-R	Size	Wall (CTS) or SDR
2883000	1/2" CTS	.090
2883002	3/4" IPS	SDR-11
2883004	1" IPS	SDR-11
2883020	1" CTS	.099/.101
2883006	1 1/4" IPS	<b>SDR-10</b>
2883007	1 1/4" IPS	SDR-11
2883008	1 1/2" IPS	SDR-11
2883010	2" IPS	SDR-11





**Con-Stab ID Seal® Fittings** have been sold in the gas, plumbing, and propane markets since 1990. **Con-Stab®** fittings are IAPMO, CSA, & ICC approved.

**CON-STAB® MALE ADAPTERS**



Always Match Pipe Size & SDR



W-R	Size	Wall (CTS) or SDR
2885000	1/2"	CTS .090
2885002	3/4"	IPS SDR-11
2885004	1"	IPS SDR-11
2885020	1"	CTS .099/.101
2885006	1 1/4"	IPS SDR-10
2885007	1 1/4"	IPS SDR-11
2885008	1 1/2"	IPS SDR-11
2885010	2"	IPS SDR-11

- Standard sizes with 4" long steel MIP stub.

**POLY PLAIN-END MALE ADAPTERS**



Always Match Pipe Size & SDR



W-R	Size	Wall (CTS) or SDR
2885050	3/4"	IPS SDR-11
2885052	1"	IPS SDR-11
2885070	1"	CTS .099/.101
2885054	1 1/4"	IPS SDR-10
2885055	1 1/4"	IPS SDR-11
2885056	1 1/2"	IPS SDR-11
2885058	2"	IPS SDR-11

- Standard sizes with 4" long steel MIP stub.  
 - Plain End can be used with stab couplings, compression couplings, and fusion fittings.



**CON-STAB® CHAMFER TOOL**

Always Match Pipe Size & SDR

W-R	Size	Wall (CTS) or SDR
2888020	1/2"	CTS .090
2888014	3/4"	IPS SDR-11
2888016	1"	IPS SDR-11
2888022	1"	CTS .099/.101
2888006	1 1/4"	IPS SDR-10
2888007	1 1/4"	IPS SDR-11
2888008	1 1/2"	IPS SDR-11
2888010	2"	IPS SDR-11

- **Follow the Arrow!** Turn the tool in the direction of the arrow printed on the tool for a clean, even chamfer (bevel) on the inside of the pipe.

**LOOK FOR THE "C"**

You must use a **Continental** Chamfer Tool on a **Continental** Fitting!



**Con-Stab ID Seal® Fittings** have been sold in the gas, plumbing, and propane markets since 1990. **Con-Stab®** fittings are IAPMO, CSA, & ICC approved.



**CON-STAB® x COPPER TRANSITION FITTING**

Always Match Pipe Size & SDR



W-R	Con-Stab®	Copper Tube
2884002	3/4" IPS SDR-11	1/2" Flare
2884004	1/2" CTS .090	1/2" Flare

- Con-Stab® x Flare connection for copper tubing



**CON-STAB® REDUCING COUPLINGS**

IPS X IPS

Always Match Pipe Size & SDR



W-R	IPS X IPS REDUCERS
2891030	1" SDR11 x 3/4" SDR11
2891049	1 1/4" SDR10 x 3/4" SDR11
2891021	1 1/4" SDR10 x 1" SDR11

2891050	1 1/4" SDR11 x 3/4" SDR11
2891022	1 1/4" SDR11 x 1" SDR11

2891010	1 1/2" SDR11 x 3/4" SDR11
2891012	1 1/2" SDR11 x 1" SDR11
2891013	1 1/2" SDR11 x 1 1/4" SDR10
2891014	1 1/2" SDR11 x 1 1/4" SDR11

2891002	2" SDR11 x 3/4" SDR11
2891004	2" SDR11 x 1" SDR11
2891005	2" SDR11 x 1 1/4" SDR10
2891006	2" SDR11 x 1 1/4" SDR11
2891008	2" SDR11 x 1 1/2" SDR11

CTS X IPS

Always Match Pipe Size & SDR



W-R	CTS X IPS REDUCERS
2890040	1/2" CTS x 3/4" SDR11
2890042	1/2" CTS x 1" SDR11

2890002	1" CTS x 3/4" SDR11
2890004	1" CTS x 1" SDR11



SDR-10                      SDR-11

**CON-STAB® 1 1/4" SDR-10 x SDR-11 ADAPTER**

**"THE MIRACLE FITTING"**

W-R	Con-Stab® A	Con-Stab® B
2890008	1 1/4" IPS x SDR-10	1 1/4" IPS SDR-11



**Con-Stab ID Seal® Fittings** have been sold in the gas, plumbing, and propane markets since 1990. **Con-Stab®** fittings are IAPMO, CSA, & ICC approved.

**CON-STAB® REDUCING TEES**

W-R	RUN	BRANCH
-----	-----	--------

**2883070** 1" SDR11 x 3/4" SDR11

**2883061** 1 1/4" SDR10 x 3/4" SDR11

**2883063** 1 1/4" SDR10 x 1" SDR11

**2883062** 1 1/4" SDR11 x 3/4" SDR11

**2883064** 1 1/4" SDR11 x 1" SDR11

**2883080** 1 1/2" SDR11 x 3/4" SDR11

**2883082** 1 1/2" SDR11 x 1" SDR11

**2883083** 1 1/2" SDR11 x 1 1/4" **SDR10**

**2883084** 1 1/2" SDR11 x 1 1/4" SDR11

**2883050** 2" SDR11 x 3/4" SDR11

**2883052** 2" SDR11 x 1" SDR11

**2883053** 2" SDR11 x 1 1/4" **SDR10**

**2883054** 2" SDR11 x 1 1/4" SDR11

**2883056** 2" SDR11 x 1 1/2" SDR11



Always Match **Pipe Size & SDR**



Gas

**CON-STAB® SADDLE PUNCH TEES**

W-R	MAIN	OUTLET
-----	------	--------

**2893090** 1 1/4" 3/4" SDR-11

**2893092** 1 1/4" 1" SDR-11

**2896002** 1 1/2" 3/4" SDR-11

**2896006** 1 1/2" 1" SDR-11

**2894002** 2" 3/4" SDR-11

**2894004** 2" 1" SDR-11

**2894006** 2" 1 1/4" SDR-11

**2894502** 3" 3/4" SDR-11

**2894504** 3" 1" SDR-11

**2894506** 3" 1 1/4" SDR-11

**2894508** 3" 2" SDR-11



Always Match **Pipe Size & SDR**



Gas



**Con-Stab ID Seal® Fittings** have been sold in the gas, plumbing, and propane markets since 1990. **Con-Stab®** fittings are IAPMO, CSA, & ICC approved.



**CON-STAB® END CAPS**

Always Match **Pipe Size & SDR**



W-R	Size	Wall (CTS) or SDR
2892000	1/2" CTS	.090
2892002	3/4" IPS	SDR-11
2892004	1" IPS	SDR-11
2892006	1 1/4" IPS	<b>SDR-10</b>
2892007	1 1/4" IPS	SDR-11
2892008	1 1/2" IPS	SDR-11
2892010	2" IPS	SDR-11

**CONFLEX® FLEX RISERS FOR PROPANE**



Continental "**Con-Flex®**" risers are **flexible** casings that protect **yellow polyethylene pipe** aboveground. **Con-flex®** risers consist of corrugated stainless steel flex hose, with a durable UV & weather-resistant outer sleeve. Conforms to NFPA 54 & 58 for LPG systems.



Step 1.



Step 3.



W-R	Description	SDR/Wall	Length
2887002	1/2" CTS	.090	36"
2887004	1/2" CTS	.090	84"
2887070	1" CTS	.099/.101	36"
2887020	3/4" IPS	SDR-11	36"
2887030	1" IPS	SDR-11	36"
2887040	1 1/4" IPS	<b>SDR-10</b>	36"
2887042	1 1/4" IPS	SDR-11	36"
2887050	1 1/2" IPS	SDR-11	36"
2887060	2"	SDR-11	36"

Instructions:

1. Disassemble the **adapter coupling** (B).
2. Feed the polyethylene pipe through the sleeve from the **moisture seal** (A) to the **adapter coupling** (B)
3. Assemble the **adapter coupling** by sliding the gasket over the tubing, and then pushing the tubing onto the insert. Tighten the compression nut until it bottoms out.



**POLYETHYLENE GAS BALL VALVES**

Always Match **Pipe Size & SDR**



W-R	Size	Wall (CTS) or SDR
2893102	3/4"	IPS SDR-11
2893104	1"	IPS SDR-11
2893106	1 1/4"	IPS SDR-11
2893108	1 1/2"	IPS SDR-11
2893110	2"	IPS SDR-11

**Step 1: Match Pipe & SDR**



**BE SURE TO MATCH PIPE SIZE & SDR\***

Pipe, Fittings, and Chamfer Tool must be the same!

\*“SDR” stands for “Standard Dimension Ratio”. It is a designation of a pipe’s pressure rating. SDR is the ratio of Pipe Diameter to Wall Thickness.

**Step 2: Chamfer Inside of Pipe**

**BEFORE** SQUARE-CUT **AFTER** CHAMFERED



**CHAMFER INSIDE**



**Follow the arrows** printed on the label. Only 3-5 turns necessary for a good chamfer!

The “coupon” is the piece of yellow poly that is shaved off during the act of chamfering.




Test Gauge

**Test your chamfer** by pushing the pipe over the test gauge. If the pipe is chamfered properly, it should fit over the test gauge with minimum effort.

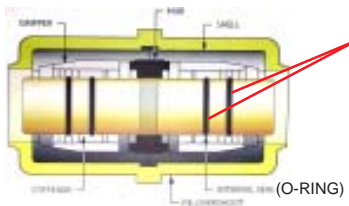
**Step 3: Mark Stab Depth**

**MARK THE STAB DEPTH!**



1. Line up the end of the yellow pipe with the hub of the fitting.
2. Mark a line on the pipe to approximate the end of the fitting.

**3. Goal:** The reason to mark the stab depth is to ensure that the pipe is sealed by *both* o-rings!



(O-RING)

**Step 4: Stab & Check**

**STAB PIPE INTO FITTING**



Stab the pipe completely into the fitting, so that the “stab marker” is within 1/8” from the entrance of the fitting.

Once the pipe has been stabbed, it **cannot** be removed.

**LOOK FOR THE “C”**

You must use a **Continental Chamfer Tool** on a **Continental Fitting!**



**YELLOW PLASTIC GAS PIPE**

**YELLOW "MEDIUM DENSITY" (PE2406) PE GAS PIPE**



**NEW! 50 FOOT CONVENIENCE COILS**

Conforms to ASTM D-2513



**Always Match Pipe Size & SDR**

For several years, the gas utility and distribution market has used plastic gas pipe for its **ease-of-use, corrosion resistance, and cost effectiveness**. *NFPA 54* provides for the use of plastic piping within it's code for **outdoor, underground use only** at a **minimum burial depth of 18"**, using **yellow 14g tracer wire** for location purposes.



Call us today for:

- Free promotional materials
- One-on-One sales training
- Sizing/Technical assistance

W-R	Size	Wall (CTS) or SDR	Length
2880002	1/2" CTS	.090	150'
2880004	1/2" CTS	.090	500'
2880011	3/4" IPS	SDR-11	50'
2880012	3/4" IPS	SDR-11	150'
2880016	3/4" IPS	SDR-11	500'
2880020	1" CTS	.099/.101	150'
2880021	1" CTS	.099/.101	500'
2880025	1" IPS	SDR-11	50'
2880022	1" IPS	SDR-11	150'
2880026	1" IPS	SDR-11	500'
2880029	1 1/4" IPS	<b>SDR-10</b>	50'
2880030	1 1/4" IPS	<b>SDR-10</b>	150'
2880031	1 1/4" IPS	SDR-11	50'
2880032	1 1/4" IPS	SDR-11	150'
2880036	1 1/4" IPS	SDR-11	500'
2880041	1 1/2" IPS	SDR-11	50'
2880042	1 1/2" IPS	SDR-11	150'
2880046	1 1/2" IPS	SDR-11	500'
2880051	2" IPS	SDR-11	50'
2880052	2" IPS	SDR-11	100'
2880056	2" IPS	SDR-11	500'
2880062	3" IPS	SDR-11.5	100'

**LOW PRESSURE < 2PSI**

**HIGH PRESSURE = 2PSI**

Pressure Drop: .5 in w.c. Spec. Gravity: .60						
Length (feet)	1/2 IPS SDR-9.3	3/4 IPS SDR-11	1 IPS SDR-11	1 1/4 IPS SDR-10	1 1/2 IPS SDR-11	2 IPS SDR-11
10	201	403	726	1260	1900	3410
20	138	277	499	865	1310	2350
30	111	222	401	695	1050	1880
40	95	190	343	594	898	1610
50	84	169	304	527	796	1430
60	76	153	276	477	721	1300
70	70	140	254	439	663	1190
80	65	131	236	409	617	1110
90	61	123	221	383	579	1040
100	58	116	209	362	547	983
125	51	103	185	321	485	871
150	46	93	168	291	439	789
175	43	86	154	268	404	726
200	40	80	144	249	376	675
250	35	71	127	221	333	598
300	32	64	115	200	302	542
350	29	59	106	184	278	499
400	27	55	99	171	258	464
450	26	51	93	160	242	435
500	24	48	88	152	229	411

Pressure Drop: 1.0 in w.c. Spec. Gravity: .60						
Length (feet)	1/2 IPS SDR-9.3	3/4 IPS SDR-11	1 IPS SDR-11	1 1/4 IPS SDR-10	1 1/2 IPS SDR-11	2 IPS SDR-11
10	1860	3720	6710	11600	17600	31600
20	1280	2560	4610	7990	12100	21700
30	1030	2050	3710	6420	9690	17400
40	878	1760	3170	5490	8300	14900
50	778	1560	2810	4870	7350	13200
60	705	1410	2550	4410	6660	12000
70	649	1300	2340	4060	6130	11000
80	603	1210	2180	3780	5700	10200
90	566	1130	2050	3540	5350	9610
100	535	1070	1930	3350	5050	9080
125	474	949	1710	2970	4480	8050
150	429	860	1550	2690	4060	7290
175	395	791	1430	2470	3730	6710
200	368	736	1330	2300	3470	6240
250	326	652	1180	2040	3080	5530
300	295	591	1070	1850	2790	5010
350	272	544	981	1700	2570	4610
400	253	506	913	1580	2390	4290
450	237	475	856	1480	2240	4020
500	224	448	809	1400	2120	3800

**NATURAL GAS**

**LOW PRESSURE: 11 IN. W.C.**

**HIGH PRESSURE = 2PSI**

Pressure Drop: .5 in w.c. Spec. Gravity: 1.50						
Length (feet)	1/2 IPS SDR-9.3	3/4 IPS SDR-11	1 IPS SDR-11	1 1/4 IPS SDR-10	1 1/2 IPS SDR-11	2 IPS SDR-11
10	340	680	1230	2130	3210	5770
20	233	468	844	1460	2210	3970
30	187	375	677	1170	1770	3180
40	160	321	580	1000	1520	2730
50	142	285	514	890	1340	2420
60	129	258	466	807	1220	2190
70	119	237	428	742	1120	2010
80	110	221	398	690	1040	1870
90	103	207	374	648	978	1760
100	98	196	353	612	924	1660
125	87	173	313	542	819	1470
150	78	157	284	491	742	1330
175	72	145	261	452	683	1230
200	67	135	243	420	635	1140
250	60	119	215	373	563	1010
300	54	108	195	338	510	916
350	50	99	179	311	469	843
400	46	92	167	289	436	784
450	43	87	157	271	409	736
500	41	82	148	256	387	695

Pressure Drop: 1.0 in w.c. Spec. Gravity: 1.50						
Length (feet)	1/2 IPS SDR-9.3	3/4 IPS SDR-11	1 IPS SDR-11	1 1/4 IPS SDR-10	1 1/2 IPS SDR-11	2 IPS SDR-11
10	3130	6260	11300	19600	29500	53100
20	2150	4300	7760	13400	20300	36500
30	1730	3450	6230	10800	16300	29300
40	1480	2960	5330	9240	14000	25100
50	1310	2620	4730	8190	12400	22200
60	1190	2370	4280	7420	11200	20100
70	1090	2180	3940	6830	10300	18500
80	1010	2030	3670	6350	9590	17200
90	952	1910	3440	5960	9000	16200
100	899	1800	3250	5630	8500	15300
125	797	1600	2880	4990	7530	13500
150	722	1450	2610	4520	6830	12300
175	664	1330	2400	4160	6280	11300
200	618	1240	2230	3870	5840	10500
250	548	1100	1980	3430	5180	9300
300	496	994	1790	3110	4690	8430
350	457	914	1650	2860	4320	7760
400	425	851	1530	2660	4020	7220
450	399	798	1440	2500	3770	6770
500	377	754	1360	2360	3560	6390

**PROPANE**

\* Values listed are in cubic feet/meter (cfm). To calculate BTU, multiply by 1000.

\*\* Source: NFPA 54-2012 Table 6.2 (s)

\* Values listed are in cubic feet/meter (cfm). To calculate BTU, multiply by 1000.

\*\* Source: NFPA 54-2012 Table 6.2 (s)

\*Reproduced with permission from NFPA 54, *National Fuel Gas Code*, Copyright 2012. This reprinted material is not the complete and official position of the NFPA on the referenced subject, which is represented only by the standard in its entirety. Please consult your NFPA 54/ICC Fuel Gas codebook and appliance's technical literature for more detailed sizing and installation instructions.

**FIRST-STAGE TO SECOND STAGE**

<b>Pressure Drop: 1.0 in w.c.</b>		<b>Spec. Gravity: 1.50</b>				
<b>Length (feet)</b>	<b>1/2 IPS SDR-9.3</b>	<b>3/4 IPS SDR-11</b>	<b>1 IPS SDR-11</b>	<b>1 1/4 IPS SDR-10</b>	<b>1 1/2 IPS SDR-11</b>	<b>2 IPS SDR-11</b>
30	2143	4292	7744	13416	20260	36402
40	1835	3673	6628	11482	17340	31155
50	1626	3256	5874	10176	15368	27612
60	1473	2950	5322	9220	13924	25019
70	1355	2714	4896	8483	12810	23017
80	1261	2525	4555	7891	11918	21413
90	1183	2369	4274	7404	11182	20091
100	1117	2238	4037	6994	10562	18978
125	990	1983	3578	6199	9361	16820
150	897	1797	3242	5616	8482	15240
175	826	1653	2983	5167	7803	14020
200	778	1539	2775	4807	7259	13043
250	681	1363	2459	4260	6434	11560
300	617	1235	2228	3860	5830	10474
350	567	1136	2050	3551	5363	9636
400	528	1057	1907	3304	4989	8965
450	495	992	1789	3100	4681	8411
500	468	937	1690	2928	4422	7945

**PROPANE**

\* Capacities listed are based on a pressure of 10 psig first stage setting and 1 psi pressure drop.

\* Values listed are in cubic feet/meter (cfm). To calculate BTU, multiply by 1000.

\*\* Source: NFPA 58-2012 Table 15.1 (s)

\*Reproduced with permission from NFPA 54, *National Fuel Gas Code*, Copyright 2012. This reprinted material is not the complete and official position of the NFPA on the referenced subject, which is represented only by the standard in its entirety. Please consult your NFPA 54/ICC Fuel Gas codebook and appliance's technical literature for more detailed sizing and installation instructions.



**YELLOW TRACER WIRE**

<b>W-R#</b>	<b>Description</b>
-------------	--------------------

- 1842500** 500' Yellow Tracer Wire-14g
- 1842502** 500' Yellow Tracer Wire-18g

- Use tracer wire in the trench along yellow polypipe for an effective, code-compliant installation.



**YELLOW BURIAL TAPE**

<b>W-R#</b>	<b>Description</b>
-------------	--------------------

- 2426050** 3" x 1000' Non-Detectable
- 2426052** 3" x 1000' \*Detectable\*

- Burial Tape is used 6 -8" above the pipe and tracer wire in the trench.



**GAS ACCESSORIES**



**MARKING STAKES**

W-R#	Description	Min	Bag
2426102	Yellow	12	12

- For additional colors, see page 231



**"NATURAL GAS" ADHESIVE LABELS**

W-R#	Description	Min
2425050	Small (3/4" x 1 1/4")	12
2425052	Medium (1 1/2" x 2 3/8")	12
2425054	Large (2 1/2" x 7 7/8")	12



2425072	Small (100 per roll)	1
2425074	Medium (100 per roll)	1



**MAGNESIUM ANODE BAGS**

W-R#	Description
2761002	3 lb. bag
2761004	17 lb. bag
2761006	32 lb. bag

- Hi-potential anode  
- 10' of #12 TW wire



**DRIVE-IN MAGNESIUM SPIKE ANODES**

W-R#	Description
2762001	1# w/lead wire & clamp

- 3' of #12 TW wire



**UNIVERSAL BRACKET FOR ANODELESS RISERS**


W-R#	Description
2867050	3/4" to 2" Riser Bracket

- Fits 3/4" - 2" anodeless risers  
- Adjustable from 6" - 10" from wall



2867062	3" to 4" Large Riser Bracket
---------	------------------------------

**COMPRESSION SERVICE FITTINGS**



**STEEL COMPRESSION RISERS**

Know the Code:  
Coated Steel Products  
Require Additional  
Cathodic Protection!

W-R	Description	SDR
2930002	3/4" IPS	SDR-11
2930004	1" IPS	SDR-11
2930006	1 1/4" IPS	<b>SDR-10</b>
2930008	1 1/2" IPS	SDR-11
2930010	2" IPS	SDR-11

- Fusion-bonded epoxy coating
- Steel compression end
- Requires anode bag (not included)



**STEEL COMPRESSION COUPLINGS**

Know the Code:  
Coated Steel Products  
Require Additional  
Cathodic Protection!

W-R	Description	SDR
2931002	3/4" IPS	SDR-11
2931004	1" IPS	SDR-11
2931006	1 1/4" IPS	<b>SDR-10</b>
2931008	1 1/2" IPS	SDR-11
2931010	2" IPS	SDR-11

- Fusion-bonded epoxy coating
- Steel compression end
- Requires anode bag (not included)



**STEEL COMPRESSION MALE ADAPTERS**

Know the Code:  
Coated Steel Products  
Require Additional  
Cathodic Protection!

W-R	Description	SDR
2935002	3/4" IPS	SDR-11
2935004	1" IPS	SDR-11
2935006	1 1/4" IPS	<b>SDR-10</b>
2935008	1 1/2" IPS	SDR-11
2935010	2" IPS	SDR-11

- Fusion-bonded epoxy coating
- Steel compression end
- Requires anode bag (not included)



**EXTRA-LONG MALE ADAPTERS**

W-R	Description	SDR
2935102	3/4" IPS	SDR-11
2935104	1" IPS	SDR-11



**STEEL COMPRESSION TEES**

Know the Code:  
Coated Steel Products  
Require Additional  
Cathodic Protection!

W-R	Description	SDR
2933002	3/4" IPS	SDR-11
2933004	1" IPS	SDR-11
2933006	1 1/4" IPS	<b>SDR-10</b>

- Fusion-bonded epoxy coating
- Steel compression end
- Requires anode bag (not included)



**INNERLYNX®  
MECHANICAL SEALS**


**INNERLYNX® MECHANICAL SEALS  
FOR WALL PENETRATIONS**

InnerLynx® mechanical seals are made of EPDM rubber, and are suitable for aboveground and direct burial applications. Innerlynx® form a strong hydrostatic seal, and electrically isolate the carrier pipe from the wall sleeve. Made in USA.



Sleeve  
(Usually Sch.  
40 PVC)

InnerLynx



Carrier Pipe

Wall, Foundation

Specifications

- Type: Standard "Model C"
- EPDM Gaskets
- Temp. Range: 40-250° F
- Carbon Steel Bolts & Nuts

W-R#	Description	SKU
------	-------------	-----

<b>A000860</b>	IL-200	priced per link
<b>A000884</b>	IL-265	priced per link
<b>A000862</b>	IL-275	priced per link
<b>A000864</b>	IL-300	priced per link
<b>A000866</b>	IL-315	priced per link
<b>A000868</b>	IL-325	priced per link
<b>A000870</b>	IL-340	priced per link
<b>A000874</b>	IL-400	priced per link
<b>A000875</b>	IL-410	priced per link
<b>A000878</b>	IL-425	priced per link
<b>A000879</b>	IL-475	priced per link

- Innerlynx® mechanical seals are ordered in belts of 10.



**ROYSTON LABS  
"THICK 'N QUICK"®  
MASTIC**

W-R#	Description	Min
------	-------------	-----

<b>1004002</b>	"Thick 'N Quick"	1 gallon
----------------	------------------	----------

- For protection of steel pipe in direct burial applications.



**POLYKEN® 826  
YELLOW 12 MIL  
PIPE WRAP TAPE**

W-R#	Description	Thickness	Min
------	-------------	-----------	-----

<b>1004020</b>	2" X 100'	12 mil	1
<b>1004030</b>	4" X 100'	12 mil	1



- Interior and exterior pipe wrapping for corrosion and mechanical protection of small diameter pipe.



**UPC-APPROVED  
PIPE WRAP TAPE**

W-R#	Description	Thickness	Min
------	-------------	-----------	-----

<b>1003002</b>	2" X 100'	10 mil	1
<b>1003004</b>	2" X 100'	20 mil	1



- For protection of steel pipe in direct burial applications. Self-adhesive. UPC approved.



**GAS APPLIANCE CONNECTORS**



for: **Generators**



for: **Gas Grills**



**3/8" QUICK-CONNECT HOSES**

W-R#	Size
<b>2862002</b>	10 foot
<b>2862004</b>	12 foot

- 3/8" Female Flare x 3/8" Male Quick-Connect



**3/4" GENERATOR HOSES**

Size	Grey UV Coated	Black Rubber
12"	<b>2866002</b>	<b>2866003</b>
24"	<b>2866006</b>	<b>2866007</b>
36"	<b>2866008</b>	<b>2866009</b>

- 3/4" Male (Swivel) x 3/4" Male (Swivel)



2861002

2861004

**QUICK-CONNECT SHUTOFF VALVES**

W-R#	Type	Inlet	Quick Connect
<b>2861002</b>	Straight	3/8" FIP	3/8" F
<b>2861004</b>	Angle	1/2" FIP	3/8" F



Female Quick Connect

**QUICK-CONNECT FITTINGS**

**FEMALE**

W-R#	FIP Size	Quick-Connection
<b>2864002</b>	3/8" FIP	3/8" QC Female
<b>2864020</b>	1/2" FIP	1/2" QC Female
<b>2864022</b>	3/4" FIP	3/4" QC Female



Male Quick Connect

**MALE**

W-R#	FIP Size	Quick-Connection
<b>2864004</b>	3/8" FIP	3/8" QC Male
<b>2864040</b>	1/2" FIP	1/2" QC Male
<b>2864042</b>	3/4" FIP	3/4" QC Male



2864006

**ADAPTERS**

W-R#	FIP Size	Quick-Connection
<b>2864006</b>	1/2" M Flare	3/8" QC Male
<b>2864008</b>	1/2" FIP	3/8" QC Male



**GAS OUTLET CONVENIENCE BOXES**

W-R#	Color
<b>2863002</b>	White

- 1/2" FIP Angle x 3/8" Female Quick-Connect

**GAUGES & INSTRUMENTATION**



**W-R STANDARD PRESSURE GAUGES**

- 1/4" NPT brass lower connection
- Black steel case
- For water, oil, & gas
- Not for use on oxygen

W-R#	Size	PSI	Increments
1712002	2"	15 psi	1/2 lb.
1712004	2"	30 psi	1/2 lb.
1712006	2"	60 psi	1 lb.
1712008	2"	100 psi	2 lb.
1712010	2"	160 psi	5 lb.
1712012	2"	200 psi	4 lb.
1712014	2"	300 psi	5 lb.
1712016	2"	400 psi	8 lb.

1712502	2 1/2"	15 psi	1/2 lb.
1712504	2 1/2"	30 psi	1/2 lb.
1712506	2 1/2"	60 psi	1 lb.
1712508	2 1/2"	100 psi	2 lb.
1712510	2 1/2"	160 psi	5 lb.
1712512	2 1/2"	200 psi	4 lb.
1712514	2 1/2"	300 psi	5 lb.
1712516	2 1/2"	400 psi	8 lb.

1712802	3 1/2"	15 psi	1/2 lb.
1712804	3 1/2"	30 psi	1/2 lb.
1712806	3 1/2"	60 psi	1 lb.
1712808	3 1/2"	100 psi	2 lb.
1712810	3 1/2"	160 psi	5 lb.
1712812	3 1/2"	200 psi	4 lb.
1712814	3 1/2"	300 psi	5 lb.
1712816	3 1/2"	400 psi	8 lb.
1712818	3 1/2"	600 psi	10 lb.

1713002	4 1/2"	15 psi	1/2 lb.
1713004	4 1/2"	30 psi	1/2 lb.
1713006	4 1/2"	60 psi	1 lb.
1713008	4 1/2"	100 psi	2 lb.
1713010	4 1/2"	160 psi	5 lb.
1713012	4 1/2"	200 psi	4 lb.
1713014	4 1/2"	300 psi	5 lb.
1713016	4 1/2"	400 psi	8 lb.
1713018	4 1/2"	600 psi	10 lb.



**W-R STANDARD PRESSURE GAUGES WITH 1/8" LOWER NPT**

W-R#	Size	PSI	Increments
1717002	2 1/2"	30 psi	1/2 lb.
1717004	2 1/2"	100 psi	2 lb.

**GAUGES & INSTRUMENTATION**



**VACUUM GAUGE**

W-R#	Description	PSI
1720002	2" Vacuum	-30 psi
1720004	2½" Vacuum	-30 psi
1720006	3½" Vacuum	-30 psi

- ¼" NPT Lower Connection



**COMPOUND GAUGE**

W-R#	Description	PSI
1719002	2" Compound	30-0-30
1719004	2½" Compound	30-0-30
1719006	3½" Compound	30-0-30

- ¼" NPT Bottom Outlet



**1/4" NPT  
BACK OUTLET  
PRESSURE GAUGE**

W-R#	Description	PSI
1714002	2½" C.B.O.	30 psi
1714004	2½" C.B.O.	100 psi
1714202	3½" C.B.O.	30 psi



with red indicator arm

**WATER TEST GAUGE  
WITH 3/4" FHT**



W-R#	Description	PSI
1721002	2½"	200 psi
1721010	2½" w/indicator	300 psi

- ¾" Female Garden Hose thread



**2 1/2" SILICON  
LIQUID-FILLED GAUGE**

Stainless Steel Case  
1/4" NPT Lower Connection

W-R#	Description	PSI
1712601	2 1/2"	30 psi
1712602	2 1/2"	60 psi
1712604	2 1/2"	100 psi
1712606	2 1/2"	200 psi
1712608	2 1/2"	300 psi

1720000 - 30 psi **Vacuum**

**GAUGES & INSTRUMENTATION**



**5 PSI & 10 PSI  
DIAPHRAGM GAUGE  
FOR GAS TEST**



W-R#	Description	PSI
1715500	2 1/2" Diaphragm	5 psi
1715502	2 1/2" Diaphragm	10 psi

- 1/4" NPT
- 1/10 Increments
- Accuracy: 1.5% of full scale range

*Please note: This gauge is extremely sensitive. Overpressurizing this gauge will cause the measuring element to fail and render the gauge inoperable. Wal-Rich will not accept returns of gauges that are improperly used.*



**GAS TEST MANIFOLD  
& AIR VALVE**



W-R#	Description	Min	Box
A000334	Manifold	1	-
1838102	1/8" Air Valve	12	12
1838150	1/4" Air Valve	12	12
1838100	Manifold & 1/8" Air Valve	1	-



**STANDARD GAS TEST  
ASSEMBLY**

W-R#	Description	Increments
1838103	2" 15# gauge	1/2 lb.
1838104	2" 30# gauge	1/2 lb.
1838106	2" 60# gauge	1 lb.
1838108	2" 100# gauge	2 lb.

- 3/4" FIP brass-plated manifold
- Individually bagged
- 1/8" air valve included



**5 PSI & 10 PSI  
LOW-PRESSURE GAS  
TEST ASSEMBLY**

W-R#	Description	Min	Box
1838110	5 psi Low Pressure Test Kit		
1838112	10 psi Low Pressure Test Kit		

- Furnished as shown with hexagonal test block, 1/8" tank valve, & 1/8" Male X Female Air Cock.
- Uses 2 1/2" 1/4" NPT Diaphragm Gauge
- **Increments: 1/10 psi**
- Accuracy: 1.5% of full-scale range

*Please note: This gauge is extremely sensitive. Overpressurizing this gauge will cause the measuring element to fail and render the gauge inoperable. Wal-Rich will not accept returns of gauges that are improperly used.*

The key to the **W-R Low Pressure Gas Test Kit** is the diaphragm actuated gauge. Standard Pressure gauges are not capable of measuring minute variations because they use a bourdon tube. This type of measuring element, which is effective for higher pressures, will not detect the minute variations in pressure when a leak exists.

Be advised **AIR COMPRESSORS** should not be used to get a reading, and that most **BICYCLE** and **HAND PUMPS** can deliver upwards of 60 psi. per thrust.

**GAUGES & INSTRUMENTATION**

**5 PSI & 10 PSI  
GAS TEST KIT WITH RUBBER BULB**




W-R#	Description
<b>GT-5</b>	5 PSI Kit
<b>GT-10</b>	10 PSI Kit
<b>1838200</b>	Bulb & Tubing Only

- Furnished as shown with hexagonal test block, 1/8" tank valve, & 1/8" Male X Female Air Cock.

- **Increments: 1/10 psi**
- Accuracy: 1.5% of full-scale range

*Please note: This gauge is extremely sensitive. Overpressurizing this gauge will cause the measuring element to fail and render the gauge inoperable. Wal-Rich will not accept returns of gauges that are improperly used.*

**5 PSI & 10 PSI  
GAS TEST KIT WITH DOUBLE-TAPPED  
MANIFOLD**



W-R#	Description
<b>BDGT-5</b>	5 PSI "NYC" Kit
<b>BDGT-10</b>	10 PSI "NYC" Kit

- Contains:
- Steel Double-tapped hexagonal test block
  - 1/4" Male x Female Air Cock
  - 1/8" Male x Female Air Cock
  - 2 1/2" 15 psi Standard Pressure Gauge
  - **Uses 2 1/2" 1/4" NPT 5# or 10# Diaphragm Gauge**
  - **(Increments: 1/10 psi for minute readings)**
  - Accuracy: 1.5% of full-scale range

*Please note: This gauge is extremely sensitive. Overpressurizing this gauge will cause the measuring element to fail and render the gauge inoperable. Wal-Rich will not accept returns of gauges that are improperly used.*



**GAUGES & INSTRUMENTATION**



**HOT WATER DIAL THERMOMETER**

**W-R# Description**

- 1722011** Angle (Back Outlet)
- 1722013** Straight (Bottom Outlet)

SIZE: 3½" Face, ½" NPT  
 CASE: Steel  
 WINDOW: Glass  
 SOCKET: Brass  
 RANGE: 40° TO 240°F



**"SNAP-WELL" THERMOMETERS**

**W-R# Description**

- \* **1722014** 2" w/Brass Probe
- 1722015** 2" w/Aluminum Probe
- 1722016** 2" w/¾" Sweat Well
- 1722017** 2" Deluxe w/IPS & Sweat Wells



- 1722060** 3 1/4" w/Brass Probe

- 1722050** 1/2" IPS well only
- 1722052** 3/4" SWT well only

- ½" NPT connection  
 - Graduation from 40° to 240°



**W-R BRASS WELL THERMOMETER**

**W-R# Description**

- 1722000** Straight (Bottom Mount)
- 1722001** Angle (Back Mount)

- 6" Non-corrosive Valox® case  
 - ½" NPT connection  
 - Graduation from 40° to 280°




**ECONOMY HOT WATER THERMOMETERS**

**W-R# Description**

- 1722002** Steel Well - Straight
- 1722004** Steel Well - Angle
- 1722006** Brass Well - Straight
- 1722008** Brass Well - Brass

- 6" steel case case with white lacquer finish  
 - ½" NPT connection  
 - Graduation from 40° to 280°

**GAUGES & INSTRUMENTATION**



**ADJUSTABLE ANGLE THERMOMETER**



W-R#	Description
------	-------------

**1722020** 7" for Hot Water

**1722025** 9" for Hot Water

- Adjustable radius of 180 Degrees
- 1/2" Brass Connection
- 40-240° F



**POCKET THERMOMETERS**

W-R#	Description
------	-------------

**1802214** 0 - 220°F



**STRAP-ON THERMOMETER**

W-R#	Description
------	-------------

**1722030** 2 1/2" 40-240°F

- Fits 3/4" - 1 1/2" Copper Tube



**DIGITAL POCKET THERMOMETERS**

W-R#	Description	Min.	Box
------	-------------	------	-----

**1802216** -40° - 300°F 1 6

- Battery included



**W-R TRIDICATOR**



1711016 (1" shank)



1711018 & 1711019 (2 1/4" long shank)



W-R#	Face	PSI	NPT	Outlet
------	------	-----	-----	--------

**1711016** 2 1/2" (75 psi) 1/4" Angle

**1711018** 2 1/2" (75 psi) 1/4" Angle

**1711019** 2 1/2" (200 psi) 1/4" Angle

- 60° - 320°F

W-R#	Face	NPT	Outlet
------	------	-----	--------

**1711015** 3 1/4" 1/4" Straight

**1711011** 3 1/4" 1/2" Angle

**1711009** 3 1/4" 1/2" Straight

- 70° - 250°F
- 0 - 55 psi

**GAUGES & INSTRUMENTATION**



**MARSHALLTOWN®**  
**TRIDICATOR**  
SQUARE FACE



W-R#	Face	NPT	Outlet
1711010	3½"	1/2"	Angle
1711012	3½"	1/2"	Straight

- Made in USA
- 60°-260°F
- 0 - 60 psi



**THERMOWELL FOR**  
**AQUASTAT**

W-R#	Diameter	Length
1751032	1/2"	3"
1751034	3/4"	3"
1751038	3/4"	6"

- Brass immersion well
- Fits Honeywell, White Rodgers



**PRESSURE SNUBBER**

W-R#	Description
1726004	1/4" Brass Snubber

- 1000 psi
- 10 micron
- For regulation of sudden pressure changes



**PIGTAIL STEAM**  
**SYPHON**

1/4"MNPT x 1/4"MNPT

W-R#	Description	Box
1706002	Straight (180°) - Steel	6
1706006	Straight (180°) - Brass	6
1706004	Angle (90°) - Steel	6
1706008	Angle (90°) - Brass	6



**PRESSURE/**  
**TEMPERATURE**  
**TEST PLUG**



W-R#	Description
1726020	1/4" Brass P/T Plug
1726022	1/4" Gauge Adapter

- Max Temp: 350°F
- Max Pressure: 1000 psi
- Nordel Core for hot/cold water applications



**PRESSURE GAUGE**  
**NEEDLE VALVE**



W-R#	Description
1726010	1/4" Brass Needle Valve

- Max Temp: 300°F
- Max Pressure: 600 psi

**STEAM SPECIALTIES**



**ANGLE  
STEAM RADIATOR  
VALVES**

W-R#	Description	Min	Box
<b>0408102</b>	1/2"	1	10
<b>0408104</b>	3/4"	1	6
<b>0408002</b>	1"	1	4
<b>0408004</b>	1 1/4"	1	2
<b>0408006</b>	1 1/2"	1	2

- Brass
- Imported



**STRAIGHT  
STEAM RADIATOR  
GATE VALVES**

W-R#	Description	Min	Box
<b>0409002</b>	1"	1	4
<b>0409004</b>	1 1/4"	1	2

- Brass
- Imported



**THREE-LUG  
RADIATOR HANDLE**

W-R#	Description	Min	Box
<b>1705002</b>	3 Lug	1	12

- Furnished with three lugs to fit practically all size radiator valves.
- Individually bagged



**THREE-SCREW  
RADIATOR HANDLE**

W-R#	Description	Min	Box
<b>1705004</b>	3 Screw	1	12

- Three set screws hold spud securely to stem.
- Individually bagged



**4-IN-1  
RADIATOR HANDLE**

W-R#	Description	Min	Box
<b>1705006</b>	Fitall Plate	1	12

- One plate fits four sizes of stems.
- Individually bagged

**STEAM SPECIALTIES**



**AUTOMATIC  
HOT WATER - AIR VENT**

W-R#	Description	Min	Box
<b>1700200</b>	1/8"	1	12

- 30 psi  
- 225° Farenheit



**COMBINATION  
COIN / KEY AIR VALVE**

W-R#	Description	Min	Box
<b>1701202</b>	1/8"	25	25

• Nickel Plated



**STUBBY AIR VALVE**

W-R#	Description	Min	Box
<b>1701204</b>	1/8"	24	24

• Nickel Plated



**AIR VALVE KEYS**

W-R#	Description	Min	Box
<b>1701208</b>		25	25

• Nickel Plated



**CHROME-PLATED  
CROWN "QUICK-VENT"**

W-R#	Description	Fig#	Orifice	Box
<b>1700302</b>	1/8" Angle	4AV	1.50mm	12
<b>1700304</b>	1/8" Angle	5AV	2.45mm	12
<b>1700306</b>	1/8" Angle	6AV	3.15mm	12
<b>1700308</b>	1/8" Angle	CAV	3.66mm	12
<b>1700310</b>	1/8" Angle	DAV	5.35mm	12

Features:  
- Chrome-plated finish  
- Brass valve stem assembly  
- Imported



**CHROME-PLATED  
RADIATOR AIR VENTS**

W-R#	Description	Box
<b>1700102</b>	1/8" Angle	12
<b>1700108</b>	1/8" Angle- Adjustable	12
<b>1700104</b>	1/8" Straight	12
<b>1700106</b>	1/4" Straight	12
<b>1700110</b>	3/4" X 1/2" Straight	12

**STEAM SPECIALTIES**



**3 IN 1 RADIATOR REPAIR TOOL**

W-R#	Description	Min	Box
1822002		1	12

• Extracts broken air valves, retaps radiator, rethreads air valves.



**TAPPED CAPS**

W-R#	Description	Min	Box
1743002	1 1/4" x 1/8"	1	12



**W-R WATER GAUGE SET**

W-R#	Description	Min	Box
1723002	1/2"	1	12

- 125 psi  
- 5/8" x 12" standard gauge glass



**NUT FOR WATER GAUGE SET**

W-R#	Description	Min	Box
1723200		12	12

• Brass



**FRICTION RING FOR GAUGE GLASS**

W-R#	Description	Min	Box
2712006	13/16" x 11/16" x 3/8"	25	100

• Brass



**GAUGE GLASS WASHERS**

W-R#	Description	Min	Box
2715004	5/8" Standard	50	50
2715002	5/8" Redline	1	-

• EPDM gaskets



**GAUGE GLASS**

W-R#	Description	Min
1724002	5/8" x 8"	1 dz.
1724004	5/8" x 10"	1 dz.
1724006	5/8" x 12"	1 dz.
1724008	5/8" x 14"	1 dz.
1724012	5/8" x 18"	1 dz.
1724018	5/8" x 24"	1 dz.
1724022	5/8" x 36"	1 dz.

**"RED-LINE"  
HIGH PRESSURE  
GAUGE GLASS**



1724000	5/8" x 12" Redline	1pc.
1724001	5/8" x 24" Redline	1pc.

**STEAM SPECIALTIES**



**GAUGE GLASS CUTTERS**

W-R#	Description	Min	Box
1801000	Tong-Type	1	12

**REPLACEMENT WHEEL AND PIN**

1801004	Replacement - Wheel & Pin		6
---------	---------------------------	--	---



**QUARTER-TURN GAUGE GLASS CUTTERS**



W-R#	Description	Min	Box
1801006	Cutter	1	12

- Domestic




**CHAIN-TYPE GAUGE GLASS CUTTERS**



W-R#	Description	Min	Box
1801008	Cutter	1	12

- Domestic



**E-Z FIX BOILER PLUGS**



W-R#	Description	Min	Box
1709002	1 3/4" (12/card)	1 cd.	20 cds.
1709004	1 3/4" (Bulk)	12	144

- Toggle-style plug fits into hole in boiler jacket, then creates seal when tightened.



**CAST IRON BOILER TUBE REPAIR PLUGS**

W-R#	Description	Min	Box
1708002	1 1/2"	1	25
1708004	2"	1	25
1708006	2 1/2"	1	18
1708008	3"	1	18
1708010	3 1/2"	1	12



**DIRT POCKET CAP FOR LOW-WATER CUTOFFS**

W-R#	Description	Min	Box
1751012	3/4" Cap	1	12

- Cast iron  
- With gasket & mounting bolts

1751011	Gasket Only		12
---------	-------------	--	----

**STEAM TRAPS & SPECIALTIES**



**MEPCO™ ANGLE STEAM TRAPS**

W-R#	Size	MEPCO#	Style
2750002	1/2"	1E-AP	Angle
2750004	3/4"	2E-AP	Angle



**MEPCO™ STRAIGHT STEAM TRAPS**

W-R#	Size	MEPCO#	Style
2755002	1/2"	1E-SW	Straight
2755004	3/4"	2E-SW	Straight



**MEPCO™ THERMOSTATIC DISCS**

W-R#	Size	MEPCO#	Style
2830102	1/2"	C5940	1E
2830104	3/4"	C5941	2E

- Low pressure radiator trap--good for 25" vacuum to 25 psi



**BARNES & JONES™ ANGLE STEAM TRAPS**

W-R#	Size	B/J#	Style
2751002	1/2"	122-A	Angle
2751004	3/4"	134-A	Angle



**BARNES & JONES™ STRAIGHT STEAM TRAPS**

W-R#	Size	B/J#	Style
2756002	1/2"	122-S	Straight
2756004	3/4"	134-S	Straight



**APOLLO®  
HEATING SPECIALTIES**



**15 PSI RELIEF VALVE  
FOR STEAM BOILERS  
-STANDARD-**

W-R#	Size	Conbraco#	PSI	LBS/HR
1727001	3/4"	13-511-B15	15	407
1727000	3/4"	13-211-B15	15	475
1727002	1"	13-202-B15	15	643
1727004	1 1/4"	13-213-B15	15	1200
1727006	1 1/2"	13-214-B15	15	1900
1727008	2"	12-205-08	15	2500
1727010	2 1/2"	12-206-08	15	3529
1727012	3"	12-208-08	15	4100

**"Apollo" valves**

**15 PSI RELIEF VALVE  
FOR STEAM BOILERS  
-HI-CAPACITY-**

W-R#	Size	Conbraco#	PSI	LBS/HR
1727606	2"	14-205-08	15	3150
1727608	2 1/2"	14-206-08	15	4676
1727610	3"	14-207-08	15	6843



**RELIEF VALVE FOR  
HOT WATER BOILERS**

**"Apollo" valves**

W-R#	Size	Conbraco#	PSI
1725008	3/4" F x F	10-408-05	30
1725006	3/4" M x F	10-407-05	30
1725009	3/4" M x F	10-407-09	45



**RELIEF VALVE FOR  
WATER HEATERS**

**"Apollo" valves**

**NEW!**

W-R#	Size	Conbraco#	PSI
1725504	3/4" M x F	18C-402-30	150
1725510	3/4" M x F Long Shank	18C-402-X38	150

- 3" Element
- 105,000 BTU



**RELIEF VALVE FOR  
TANKLESS WATER  
HEATERS**

**"Apollo" valves**

W-R#	Size	Conbraco#	PSI
1725602	3/4" M x F	17-402-04	150

- Pressure only
- 200,000 BTU

**APOLLO®  
HEATING SPECIALTIES**



**DOUBLE FEMALE  
AIRCOCK**

W-R#	Size	Conbraco#	Min	Box
1702002	1/8"	41-370-01	1	25
1702004	1/4"	41-380-01	1	25



**MALE PETCOCK**

W-R#	Size	Conbraco#	Min	Box
1703002	1/8"	41-060-01	1	25
1703004	1/4"	41-070-01	1	25



**MALE X FEMALE  
AIRCOCK**

W-R#	Size	Conbraco#	Min	Box
1704002	1/8"	41-400-01	1	25
1704004	1/4"	41-410-01	1	25
1704005	3/8"	41-420-01	1	25

*"Apollo" valves*



**STANDARD  
ROUGH BRONZE  
WATER GAUGE SETS**

W-R#	Size	Conbraco#
1723006	1/2"	20-104-00

- Service Rating: 125 psi @ 300°F, -300 psi @ 100°F
- Furnished with 5/8" x 10 standard glass
- Aluminum Wheel
- Features 1/4" Needle drain valve in lower arm.

*"Apollo" valves*



**COMPRESSION GAUGE  
COCK  
(TRICOCK)**

W-R#	Size	Conbraco#
1704204	1/2"	26-104-01

- 125 psi
- Aluminum Wheel

*"Apollo" valves*



**PRESSURE  
RELIEF VALVE**

W-R#	Size	Conbraco#	PSI
1725002	1/2" M x F	16-202-04	125

- Relieves excess pressure in water supply lines.

*"Apollo" valves*

**APOLLO®  
HEATING SPECIALTIES**



**ANTI-SIPHON  
VACUUM BREAKERS  
- LEAD FREE -**



W-R#	Size	Finish	Conbraco#
4413002	1/2"	RB	38-LF-203-01
4413004	3/4"	RB	38-LF-204-01
4413006	1"	RB	38-LF-105-01
4413001	3/8"	Satin CP	38-LF-102-03
4413003	1/2"	Satin CP	38-LF-203-03
4413005	3/4"	Satin CP	38-LF-204-03

*"Apollo" valves*



**MAIN BURNER  
CONTROL VALVES**

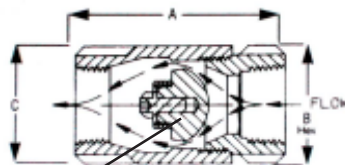
W-R#	Size	Conbraco#
0413500	1/2"	50-203-02
0413502	3/4"	50-303-02
0413504	1"	50-403-02
0413506	1 1/4"	50-503-02
0413508	1 1/2"	50-603-02
0413510	2"	50-703-02

*"Apollo" valves*

- Temperature range: 32°F-125°F
- Meets ANS Z 21.15 requirements of 1/2" psi
- Furnished with 1/8" pilot tapping



**BRONZE BALL-CONE  
CHECK VALVES**



W-R#	Size	Conbraco#
0412902	1/4"	61-101-01
0412904	3/8"	61-102-01
0412906	1/2"	61-103-01
0412908	3/4"	61-104-01
0412910	1"	61-105-01
0412912	1 1/4"	61-106-01
0412914	1 1/2"	61-107-01
0412916	2"	61-108-01

*"Apollo" valves*

Patented design offers exceptional resistance to chemicals & corrosion.

- **For Non-Potable use only**
- Open pressure: 1/2 psi
- 125 psig steam rating
- Not recommended for use on reciprocating pumps or other applications that induce repetitive vibrations.

**APOLLO®  
HEATING SPECIALTIES**

**“APOLLO” 70-SERIES  
BALL VALVES**



**“Apollo” valves**



Made in USA

W-R#	IPS Size	Conbraco#
<b>0412002</b>	1/2” IPS	70-103-01
<b>0412004</b>	3/4” IPS	70-104-01
<b>0412006</b>	1” IPS	70-105-01
<b>0412008</b>	1 1/4” IPS	70-106-01
<b>0412010</b>	1 1/2” IPS	70-107-01
<b>0412012</b>	2” IPS	70-108-01

W-R#	COPPER Size	Conbraco#
<b>0411500</b>	1/2” CTS	70-203-01
<b>0411503</b>	3/4” CTS	70-204-01
<b>0411504</b>	1” CTS	70-205-01

**“APOLLO” 70-SERIES  
BALL VALVES  
- LEAD FREE-**



**“Apollo” valves**



Made in USA

W-R#	IPS Size	Conbraco#
<b>4412002</b>	1/2” IPS	70-103-01
<b>4412004</b>	3/4” IPS	70-104-01
<b>4412006</b>	1” IPS	70-105-01
<b>4412008</b>	1 1/4” IPS	70-106-01
<b>4412010</b>	1 1/2” IPS	70-107-01
<b>4412012</b>	2” IPS	70-108-01

W-R#	COPPER Size	Conbraco#
<b>4411500</b>	1/2” CTS	70-203-01
<b>4411503</b>	3/4” CTS	70-204-01
<b>4411504</b>	1” CTS	70-205-01




**HYDRONIC  
HEATING SPECIALTIES**



**CAST BRASS  
BASEBOARD TEE**

W-R#	Description
2103002	3/4" C x 3/4" C x 1/8" FIP



**CAST BRASS  
ADAPTER TEE**

W-R#	A	B	C
2103052	1/2" C	x 1/2" C	x 1/2" FIP
2103050	3/4" C	x 3/4" C	x 1/2" FIP
2103054	3/4" C	x 3/4" C	x 3/4" FIP

**LEAD FREE**

4103052	1/2" C x 1/2" C x 1/2" FIP *LF*
4103050	3/4" C x 3/4" C x 1/2" FIP *LF*
4103054	3/4" C x 3/4" C x 3/4" FIP *LF*



**CAST BRASS  
ADAPTER ELBOW  
FEMALE**

W-R#	Description
2106002	1/2" C x 1/2" FIP Elbow
2106004	3/4" C x 3/4" FIP Elbow

**LEAD FREE**

4106002	1/2" C x 1/2" FIP Elbow *LF*
4106004	3/4" C x 3/4" FIP Elbow *LF*



**CAST BRASS  
ADAPTER ELBOW  
MALE**

W-R#	Description	Min	Bag
2106022	1/2" C x 1/2" MIP Elbow		

**LEAD FREE**

4106022	1/2" C x 1/2" MIP Elbow *LF*
---------	------------------------------



**CAST BRASS  
DROP-EAR ELBOW**

W-R#	Description	Min	Bag
0623002	1/2" C x 1/2" FIP Elbow		

**LEAD FREE**

4623002	1/2" C x 1/2" FIP Elbow *LF*
---------	------------------------------

**BOILER & OIL BURNER SPECIALTIES**



**HONEYWELL® PILOT BURNER ASSEMBLY**

W-R#	Honeywell#	Type	Min
1739002	Q314A-4586	- Front	1
1739004	Q314A-6094	- Left	1
1739006	Q314A-6102	- Right	1

- for Natural Gas & LP (orifice included)



**HONEYWELL® PILOT BURNER ASSEMBLY**

W-R#	Honeywell#	Type	Min
1739010	Q327A-1626	- Batwing	1

- for Natural Gas & LP (orifice included)



**HONEYWELL® IGNITER-BURNER**

W-R#	Honeywell#	Type	Min
1739202	Q345A-1305	- FRONT	1

- for Natural Gas



**HONEYWELL® THERMOPILE GENERATORS**

W-R#	Honeywell#	Type	Min
1739302	Q313A-1139	750 mV	1

- for Natural Gas



**ALUMINUM TUBING**



W-R#	Description	Min	Box
0817002	1/8" X 50'	1	1
0817004	1/4" X 50'	1	1
0817006	3/8" X 50'	1	1

-Soft aluminum tubing for pilot lines, etc.  
- 50 foot coil

**BOILER & OIL BURNER SPECIALTIES**



**PILOT TUBING KITS**

W-R#	Description	Min	Box
<b>0817502</b>	1/8" x 36"	1	12
<b>0817506</b>	1/4" x 36"	1	12
<b>0817508</b>	1/4 x 1/8" x 36"	1	12
<b>0817504</b>	1/4" x 60"	1	12

- Includes tubing & 2 brass pilot fittings



**BRASS PILOT NUTS**

W-R#	Description	Min	Box
<b>2130002</b>	1/8"	12	12
<b>2130004</b>	1/4"	12	12
<b>2130006</b>	1/4" X 1/8"	12	12



**COPPER THERMOCOUPLES**

W-R#	Description	Min	Box
<b>1743200</b>	18"	1	10
<b>1743202</b>	24"	1	10
<b>1743204</b>	30"	1	10
<b>1743206</b>	36"	1	10
<b>1743208</b>	48"	1	10



**CSA GAS BALL VALVES**

W-R#	Description	Min	Box
<b>0400120</b>	1/2"	12	12
<b>0400122</b>	3/4"	12	12



**TERMINATION VENT WITH 304SS SCREEN**

W-R#	Description	Min	Box
<b>2202050</b>	2"	1	10
<b>2202052</b>	3"	1	10
<b>2202054</b>	4"	1	10
<b>2202056</b>	6"	1	10



Patent# D715,409

- Prevent pests, debris, & leaves from entering vent piping
- Push into hub for easy flush installation.
- Patented condensate channel prevents buildup & freezing

**OIL TANK SPECIALTIES**



**OIL FILTERS**



W-R#	Description	Min	Box
1751014	Filter to Fit IA-25A		6

- UL rated: 15 GPH at 50 psi
- Aluminum alloy top with 3/8" connections
- Contains element



**OIL FILTER ELEMENTS**



W-R#	Description	Fits Models	Box
1751016	Gray Felt	IA-25A	12
1751022	White Micro-Flo	IA-25A	12
1751018	Gray Felt	2A-700A	

- Includes Gaskets & Washers
- 12 per bag



**DUPLEX TANK BUSHING WITH FITTINGS**  
SOLID PATTERN

W-R#	Description	Box
1744002	2" x 3/8" with fittings	12
1744004	2" x 1/2" with fittings	12

- 2" cast iron hexagon bushing with brass connectors. For slipping tubing through into oil tank. Furnished with 3/8" or 1/2" compression fittings.



**TANK FITTINGS**

2019502	3/8" x 3/8" fitting only	12
2019504	1/2" x 1/2" fitting only	12



**STRAIGHT FUSIBLE PLUG VALVES**



W-R#	Description
0402002	3/8" FIP X FIP Straight



**ANGLE FUSIBLE PLUG VALVES**



W-R#	Description
0402008	3/8" Flare X 1/4" MIP 1 1/2"
0402010	3/8" Flare X 1/4" MIP 3"

Inner-Tite Fusible Inline Valves are engineered to stop the flow of fuels in the event that the room temperature exceeds 165°F. Inner-Tite Fusible Oil Valves meet NFPA Standard 31 and are UL Listed.



**OIL TANK SPECIALTIES**



**MALLEABLE IRON  
RAILING FLANGES**

BLACK	GALVANIZED	SIZE	Box
2511008	2523006	1/2"	25
2511010	2523008	3/4"	25
2511012	2523010	1"	25
2511014	2523012	1 1/4"	12
2511016	2523014	1 1/2"	12
2511018	2523016	2"	12



**GALVANIZED STAMPED  
STEEL SLIP-ON VENT  
CAPS**

W-R#	Description	Min	Box
1741010	1 1/4"	1	12
1741012	2"	1	12

- Furnished with screw & screen



**GALVANIZED  
MALLEABLE IRON  
VENT CAPS**



W-R#	Description	Min	Box
1741002	1 1/4" I.P.S.	1	12
1741004	2" I.P.S.	1	12

- Furnished with screen



**HEAVY PATTERN  
OIL FILL BOX**



W-R#	Description	Min	Box
1742002	2" I.P.S.	1	12
1742004	3" I.P.S.	1	12

- Galvanized Iron with Brass Plug

- 1742003 2" Brass plug only
- 1742005 3" Brass plug only

**CIRCULATOR PUMP SPECIALTIES**



**CIRCULATOR FLANGE GASKETS**



W-R#	Description	Min	Box
<b>1751002</b>	Pair/bag	1 pr.	50 pr.
<b>A000337</b>	Bulk	100	100

- 1 1/2" ID center, 1/2" ID screw holes
- 1/8" Red SBR rubber
- Fits B&G, Taco, and most other circulators



**CIRCULATOR FLANGE REPAIR KIT**



W-R#	Description	Box
<b>1751004</b>	Gasket/Nuts/Bolt Kit	6

- Package contains:
  - (4) 7/16" 14T bolts
  - (4) 7/16" hex nuts
  - (2) A000337 gaskets
- Fits B&G, Taco, and most popular circulators.
- Bagged



**CIRCULATOR FLANGE NUTS AND BOLTS**



W-R#	Description	Box
<b>1751006</b>	Nut/Bolt Kit	6

- Package contains:
  - (4) 7/16" 14T bolts
  - (4) 7/16" hex nuts



**MALLEABLE IRON CIRCULATOR FLANGE KITS**

W-R#	Description	Min	Box
<b>1752002</b>	3/4"	1 pr.	12
<b>1752004</b>	1"	1 pr.	12
<b>1752006</b>	1 1/4"	1 pr.	12

- Kit includes 2 flanges, 4 bolts and nuts
- Green color to match Taco



**CIRCULATOR COUPLING FOR B&G**

W-R#	Description	Ref#	Box
<b>1751010</b>	Coupling (118705)		12

- Cast Iron
- Shaft Diameters 1/2" x 1/2"



**BRASS SPRING COUPLER FOR B & G**

W-R#	Description	Min	Box
<b>1751030</b>	Fits B&G 100 booster pumps	1	12

- Shaft Diameters 1/2" x 1/2"


**WATER HEATER ELEMENTS  
& THERMOSTATS**



**SCREW-IN  
WATER HEATER  
ELEMENTS**



W-R#	Length	Volts	Watts
1940002	7"	120V	1500W
1940004	7 1/4"	240V	2000W
1940006	10 1/8"	240V	3000W
1940007	12"	240V	3500W
1940005	12"	240V	3800W
1940008	12 7/8"	240V	4500W
1940010	12 7/8"	240V	5500W



**THERMOSTAT  
CONTROLS FOR  
WATER HEATER  
ELEMENTS**



W-R#	Description	Min	Box
A. 1950002	<b>Lower Control</b> Capacity: 30A 120-250 VAC 25A 120-277 VAC 12.5A 120-480 VAC	1	12
B. 1950006	<b>Upper Control with HLC</b> Capacity: 40A 120-277 VAC 25A 120-480 VAC	1	12



**UNIVERSAL ADAPTER  
KITS WATER HEATER  
ELEMENTS**

W-R#	Description	Min	Box
1951002		1	12

- Contains thermostat bracket, 4-bolt gasket, round gasket, and threaded Universal adapter.



**WATER HEATER  
DRAIN VALVES**

W-R#	Description	Min
1945004	2 1/2" Brass	1
1946002	7/8" Plastic	1
1946004	2" Plastic	1



**HEAT TRAP NIPPLES**

W-R#	Description	Min	Box
0226020	Per Pair	1	12



**FLARED PEX DIP TUBE**

W-R#	Description	Min	Box
1963002		12	12

**WATER HEATER & ELECTRICAL ACCESSORIES**



**CORRUGATED STAINLESS STEEL WATER CONNECTORS**

W-R#	Description	Length
1960002	3/4" FIP x 3/4" FIP	12"
1960006	3/4" FIP x 3/4" FIP	18"
1960008	3/4" FIP x 3/4" FIP	24"

- For Residential Water Heaters, Tankless Heaters, Boilers, & Softeners



Specifications

- T-304 Stainless Steel
- CP Brass Nuts
- EPDM Gaskets
- Temperature Range: 40 - 240° F
- Working Pressure: 300 psi
- Burst Pressure: 1850 psi



**GROUNDING CLAMPS FOR WATER PIPE**

W-R#	Description	Min	Box
2201002	1/2"-1" Clamp	1	12

- Bronze alloy



**GROUNDING KIT FOR WATER HEATERS**

W-R#	Description
2201050	Kit w/ 12" 6g copper wire
2201052	Kit w/ 24" 6g copper wire



**DIELECTRIC UNIONS COPPER X FIP -LEAD FREE-**



W-R#	Description	Min	Box
4226004	3/4"	1	12
4226006	1"	1	12
4226008	1 1/4"	1	6
4226010	1 1/2"	1	6
4226012	2"	1	6



**DIELECTRIC NIPPLES -LEAD FREE-**



W-R#	Description	Min	Box
4227004	3/4" x 3"	1	12
4227006	1" x 4"	1	12
4227008	1 1/4" x 4"	1	6
4227010	1 1/2" x 4"	1	6
4227012	2" x 4"	1	6

**ELECTRICAL ACCESSORIES**



1876080



1876082

**TOGGLE PLATES FOR OIL AND GAS**

W-R#	Description	Min	Box
1876080	1 7/8" For Gas	1	12
1876082	1 7/8" For Oil	1	12



1876070



1876072

1876070	4" For Gas	1	12
1876072	4" For Oil	1	12



1876004



1876022

**ELECTRICAL BOXES**

W-R#	Description	Min	Box
1876022	1 7/8"	1	12
1876004	4"	1	12



**WIRE NUTS**



W-R#	Description	Min	Box
2401202	Orange	100	100
2401204	Yellow	100	100
2401206	Red	100	100
2401208	Blue	100	100
2401210	Gray	100	100



**NYLON CABLE TIES**



W-R#	Description	Min
1847004	4" Standard	100
1847007	7" Standard	100
1847011	11" Standard	100
1847017	17" Heavy Duty	100
1847024	24" Heavy Duty	100
1847036	36" Heavy Duty	100

- Natural color
- Tensile Strength: Standard: 50 psi  
Heavy Duty: 175 psi



**THERMOSTAT WIRE**

W-R#	Feet	Ends	Gauge
1842002	500'	2	18
1842003	500'	3	18
1842004	250'	4	18



**PLASTIC THERMOSTAT GUARDS**

W-R#	Description	H	W	D
1864001	Small	3 7/8"	3 1/2"	2 1/2"
1864002	Medium	5 1/4"	4 3/8"	3"
1864004	Large	8 1/4"	5 3/8"	3 1/2"

- Medium & Large plastic guards are furnished with Ring base & Solid base.



**FIRE SPRINKLER SPECIALTIES**

Globe Fire Sprinkler Heads are made in the USA and are listed by Underwriters Laboratories for wet sprinkler systems conforming to NFPA 13, 13D, & 13R



**GLOBE® PENDANT HEADS - 155°**

W-R#	Finish	Bulb	Globe#
<b>2870002</b>	CP	5 mm	GL5651
<b>2870004</b>	RB	5 mm	GL5651



**GLOBE® UPRIGHT HEADS - 155°**

W-R#	Finish	Bulb	Globe#
<b>2870006</b>	CP	5 mm	GL5661
<b>2870008</b>	RB	5 mm	GL5661



**GLOBE® CONCEALED HEADS - 155°**

W-R#	Finish	Bulb	Globe#
<b>2870012</b>	White	2.5 mm	GL4906

Quick Response



**GLOBE® SIDEWALL HEADS - 155°**

W-R#	Finish	Bulb	Globe#
<b>2870010</b>	Chrome	5 mm	GL5670



**GLOBE® FIRE SPRINKLER WRENCHES**

W-R#	Description	Globe#
<b>2871002</b>	Standard	325390
<b>2871004</b>	Concealed	332765

**FIRE SPRINKLER SPECIALTIES**



**2-PART ESCUTCHEONS**

W-R#	Finish	Min	Box
<b>2872002</b>	1/2" Chrome	1	12
<b>2872004</b>	1/2" White	1	12



**C.P. SHALLOW ESCUTCHEONS**

W-R#	Size	Min	Box
<b>1610000</b>	1/2"	25	25



**C.P. PENDANT ESCUTCHEONS**

W-R#	Finish	Min	Box
<b>2872502</b>	1/2" Chrome	1	12

- 1/2" X 3 1/2"
- Adjustable 2" to 3"
- CP Steel



**FIRE SPRINKLER HEADGUARDS**

W-R#	Finish	Min	Box
<b>2872602</b>	1/2" Red	1	12
<b>2872604</b>	1/2" Chrome	1	12

- One-piece, double hook construction



**RECESSED FIRE SPRINKLER HEADGUARDS**

W-R#	Finish	Min	Box
<b>2872606</b>	1/2" Chrome	1	12

- 3 1/2" Tall x 3" Wide



**FIRE SPRINKLER HEADGUARDS WITH BAFFLE PLATE**

W-R#	Finish	Min	Box
<b>2872608</b>	1/2" Red	1	12

- One-piece, double hook construction

**MALLEABLE PIPE HANGERS**



**JR. TOP BEAM CLAMPS**

W-R#	Size	Finish	Min.	Box
2410000	3/8"	Black	1	100
2410002	1/2"	Black	1	50
2410006	3/8"	Galv.	1	100
2410008	1/2"	Galv.	1	100

**"WIDE-JAW" TOP BEAM CLAMPS**

W-R#	Size	Finish	Min.	Box
2410010	3/8"	Black	1	100
2410014	3/8"	Galv.	1	100



**SIDE BEAM CONNECTORS**

W-R#	Size	Finish	Min.	Box
2410502	3/8"	Black	1	100
2410504	1/2"	Black	1	100
2410506	3/8"	Galv.	1	100
2410508	1/2"	Galv.	1	100



**THREE-HOLE CEILING PLATES**

W-R#	Size	Finish	Min.	Box
2412002	3/8"	Black	1	100
2412004	1/2"	Black	1	50
2412008	3/8"	Galv.	1	100
2412010	1/2"	Galv.	1	50
2412012	3/8"	Copper	1	100



**KNEE BRACKETS**



W-R#	Size	Finish	Min.	Box
2430500	3/8"	Black	1	25



**"C" CLAMP**

W-R#	Size	Finish	Min.	Box
2432002	3/8"	Black	1	25



**MALLEABLE PIPE HANGERS**



**SPLIT-RING HANGER (SCREW TYPE)**

Note: Copper tube size hangers are epoxy-coated

W-R#	Size	Finish	Min.	Box
2413004	1/2"	Black	1	100
2413006	3/4"	Black	1	100
2413008	1"	Black	1	50
2413010	1 1/4"	Black	1	50
2413012	1 1/2"	Black	1	50
2413014	2"	Black	1	50

W-R#	Size	Finish	Min.	Box
2414004	1/2"	Galv	1	100
2414006	3/4"	Galv	1	100
2414008	1"	Galv	1	50
2414010	1 1/4"	Galv	1	50
2414012	1 1/2"	Galv	1	50
2414014	2"	Galv	1	50

W-R#	Size	Finish	Min.	Box
2415004	1/2"	Copper	1	100
2415006	3/4"	Copper	1	100
2415008	1"	Copper	1	50
2415010	1 1/4"	Copper	1	50
2415012	1 1/2"	Copper	1	50
2415014	2"	Copper	1	50



**SPLIT-RING HANGER (HINGE-TYPE)**

Hinge design makes installation easier and saves time

Note: Copper tube size hangers are epoxy-coated

W-R#	Size	Finish	Min.	Box
2413022	1/2"	Black	1	100
2413024	3/4"	Black	1	100
2413026	1"	Black	1	50
2413028	1 1/4"	Black	1	50
2413030	1 1/2"	Black	1	50
2413032	2"	Black	1	50

W-R#	Size	Finish	Min.	Box
2414022	1/2"	Galv	1	100
2414024	3/4"	Galv	1	100
2414026	1"	Galv	1	50
2414028	1 1/4"	Galv	1	50
2414030	1 1/2"	Galv	1	50
2414032	2"	Galv	1	50

W-R#	Size	Finish	Min.	Box
2415022	1/2"	Copper	1	100
2415024	3/4"	Copper	1	100
2415026	1"	Copper	1	50
2415028	1 1/4"	Copper	1	50
2415030	1 1/2"	Copper	1	50
2415032	2"	Copper	1	50

**PIPE HANGERS**



**LIGHT DUTY  
STEEL  
CLEVIS HANGERS**



W-R#	Size	Min.	Box
2431002	1/2"	1	25
2431004	3/4"	1	25
2431006	1"	1	25
2431008	1 1/4"	1	25
2431010	1 1/2"	1	25
2431012	2"	1	25
2431014	2 1/2"	1	25
2431016	3"	1	25
2431018	4"	1	25

**HEAVY DUTY**    2431020    6"    1    10



**LIGHT DUTY  
-COPPERIZED-  
CLEVIS HANGERS**



W-R#	Size	Min.	Box
2431500	1/2"	1	25
2431502	3/4"	1	25
2431504	1"	1	25
2431506	1 1/4"	1	25
2431508	1 1/2"	1	25
2431510	2"	1	25
2431512	2 1/2"	1	25
2431514	3"	1	25
2431516	4"	1	25



**ADJUSTABLE  
GALVANIZED  
SWIVEL HANGERS**



W-R#	Size	Min.	Box
2439002	1/2"	1	25
2439004	3/4"	1	25
2439006	1"	1	25
2439008	1 1/4"	1	25
2439010	1 1/2"	1	25
2439012	2"	1	25
2439014	2 1/2"	1	25
2439016	3"	1	25
2439018	4"	1	25



**BLACK STEEL RISER  
CLAMPS**



W-R#	Size	Min.	Box
2434012	2"	1	25
2434014	3"	1	25
2434016	4"	1	25
2434018	6"	1	10

**PIPE HANGERS**



**PVC-COATED  
DWV HANGERS**

W-R#	Size	Min.	Box
2392002	1 1/2"	1	100
2392004	2"	1	50
2392006	3"	1	25
2392008	4"	1	25
2392010	6"	1	25



**COPPERIZED  
BELL HANGERS**

W-R#	Size	Min.	Box
2419002	1/2"	25	25
2419004	3/4"	25	25
2419006	1"	25	25



**COPPERIZED  
MILFORD HANGERS**

W-R#	Size	Length	Min.	Box
2419502	1/2"	6"	25	25
2419504	3/4"	6"	25	25
2419506	1"	6"	25	25
2419602	1/2"	12"	25	25
2419604	3/4"	12"	25	25
2419606	1"	12"	25	25



**GALVANIZED  
TWO-HOLE  
PIPE STRAPS**



W-R#	Size	Min.	Box
2405004	1/2"	100	100
2405006	3/4"	100	100
2405008	1"	50	50
2405010	1 1/4"	50	50
2405012	1 1/2"	50	50
2405014	2"	25	25
2405016	2 1/2"	25	25
2405018	3"	25	25
2405020	4"	25	25



**COPPER-CLAD  
TWO-HOLE  
PIPE STRAPS**



W-R#	Size	Min.	Box
2422002	3/8"	100	100
2422004	1/2"	100	100
2422005	3/4"	100	100
2422006	1"	50	50
2422008	1 1/4"	50	50
2422010	1 1/2"	25	25
2422012	2"	25	25

**PIPE HANGERS**



**PVC TUBE NAILER**

W-R#	Size	Min.	Box
<b>2330002</b>	1/2"	50	50
<b>2330004</b>	3/4"	50	50

For copper, PEX, CPVC and polybutylene tubing.



**PVC "ALL-AROUND" NAILER**

W-R#	Size	Min.	Box
<b>2340002</b>	1/2"	50	50
<b>2340004</b>	3/4"	50	50

For copper, PEX, and polybutylene tubing.



**PVC SUSPENSION CLAMP**



W-R#	Size	Min.	Box
<b>2350002</b>	1/2"	50	50
<b>2350004</b>	3/4"	50	50
<b>2350006</b>	1"	50	50
<b>2350008</b>	1 1/4"	25	25
<b>2350010</b>	1 1/2"	25	25
<b>2350012</b>	2"	25	25

- For copper, PEX, and polybutylene tubing.



**PVC TWO-HOLE PIPE STRAPS**



W-R#	Size	Min.	Box
<b>2360002</b>	1/2"	50	50
<b>2360004</b>	3/4"	50	50
<b>2360006</b>	1"	50	50
<b>2360008</b>	1 1/4"	25	25
<b>2360010</b>	1 1/2"	25	25
<b>2360012</b>	2"	25	25

- For copper, PEX, and polybutylene tubing



**PVC PIPE INSULATORS**



W-R#	Size	Min.	Box
<b>2380002</b>	1/2"	50	50
<b>2380004</b>	3/4"	50	50
<b>2380006</b>	1"	25	25

- For copper, PEX, and polybutylene tubing



**PVC METAL STUD INSULATORS**



W-R#	Size	Min.	Box
<b>2391002</b>	1/2" - 3/4"	50	50
<b>2391004</b>	1"	50	50

- For copper, PEX, and polybutylene tubing

**PIPE HANGERS**

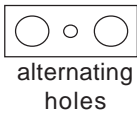


**COPPER CLAD  
PIPE HOOKS**

W-R#	Size	Length	Min.	Box
2416004	1/2"	6"	50	50
2417004	3/4"	6"	50	50
2418004	1"	6"	50	50



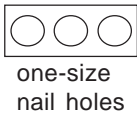
**PERFORATED  
DUCT HANGER IRON**



W-R#	Size	Gauge	Box
2406000	3/4" X 10'	24g (Med)	50
2406001	3/4" X 10'	28g (Light)	50
2406007	3/4" X 50'	28g (Light)	50
2406009	3/4" X 100'	28g (Light)	50

- Galvanized
- Alternating holes (1/4" & 9/64")

**PERFORATED  
HANGING IRON**



W-R#	Size	Gauge	Box
2406002	3/4" X 10'	24g (Med)	50
2407002	3/4" X 10'	18g (Heavy)	50

- Galvanized
- With one-size nail holes (1/4" )

**PERFORATED  
COPPERIZED  
HANGING IRON**

W-R#	Gauge	Pattern	Min.	Box
2408002	3/4" X 10'	24g (Med)	50	

- 3/4" x 10 foot
- With nail holes (1/4" )



**PERFORATED PVC  
HANGING TAPE**



W-R#	Width	Length	Min.	Box
2409102	3/4"	10'	1	12
2409104	3/4"	25'	1	12
2409106	3/4"	50'	1	12
2409002	3/4"	100'	1	12

- Gray plastic .05 thick



**GENERAL PURPOSE  
TIE WIRE**

W-R#	Length	Gauge	Min.	Box
2427002	65'	18g	1	24

**PIPE HANGERS**



**WHITE ABS J-HOOKS**

W-R#	Size	Length	Min.	Box
2390002	1 1/2"	8"	10	10
2390004	2"	8"	10	10
2390006	3"	8"	10	10
2390008	4"	8"	10	10

- Furnished with nail



**STRUT CLAMPS - I.P.S.**

W-R#	Size	Min.	Box
2393002	1/2" IPS	1	50
2393004	3/4" IPS	1	50
2393006	1" IPS	1	50
2393008	1 1/4" IPS	1	25
2393010	1 1/2" IPS	1	25
2393012	2" IPS	1	25
2393014	2 1/2" IPS	1	25
2393016	3" IPS	1	25
2393018	3 1/2" IPS	1	25
2393020	4" IPS	1	25

**STRUT CLAMPS - C.T.S.**

W-R#	Size	Min.	Box
2394002	1/2" CTS	1	50
2394004	3/4" CTS	1	50
2394006	1" CTS	1	50
2394008	1 1/4" CTS	1	25
2394010	1 1/2" CTS	1	25
2394012	2" CTS	1	25



**CUSHION CLAMPS FOR  
COPPER PIPE**



W-R#	Size	Min.	Box
2395002	1/2" CTS	1	50
2395004	3/4" CTS	1	50
2395006	1" CTS	1	50
2395008	1 1/4" CTS	1	25
2395010	1 1/2" CTS	1	25
2395012	2" CTS	1	25

- Yellow zinc dichromate plated  
- Insulated for vibration & corrosion resistance

**PIPE HANGERS & FASTENERS**



**1/2" COPPER PIPE SUPPORT BRACKET**

W-R#	Length	Gauge	Min.	Box
2436002	20"	16	1	50

- Copper-plated



**1/2"-3/4"-1" SUPPORT BRACKET**

W-R#	Length	Gauge	Min.	Box
2436004	20"	16	1	50

- Copper-plated



**DOUBLE EXPANSION SHIELDS**

W-R#	Size	Min.	Box
2402102	3/8"	25	25
2402104	1/2"	25	25



**DROP-IN ANCHORS**

W-R#	Size	Min.	Box
2402202	3/8"	25	25
2402204	1/2"	25	25



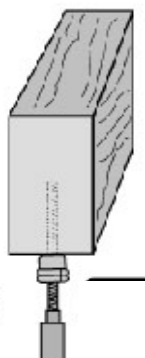
**DROP-IN ANCHOR SETTING TOOL**

W-R#	Min.	Box
1808302	3/8" Tool	1 6

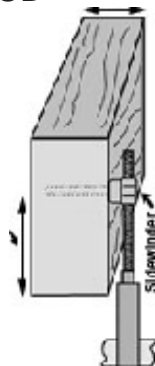


Genuine **Sammy®** products have been the professional's choice for years. **Sammy®** screws save the contractor time and materials costs in pipe-hanging applications.

**FOR WOOD**

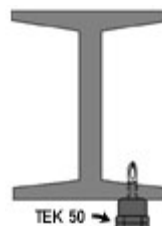


**Straight Screws**  
For 3/8" All-thrd rod  
Min. 1/4" Steel  
Min 1-1/2" Wood



**Sidewinders Screws**  
For 3/8" All-thrd rod  
Designated by "SW"

**FOR STEEL**



TEK 50 Self-drills & Self-taps into steel up to 1/2" thick. SWDR & DST self-drills & self-taps through 3/16" steel and accepts retainer nut.

**FOR CONCRETE**



Use 20 ft/lbs torque on nut. For CST use 1/4" bit & drill 2" deep in concrete.



**"SAMMY" SCREWS® FOR WOOD**

Fits 3/8" threaded rod



W-R#	Pattern	Length	Sammy#	Box
2440001	Straight	1"	GST-10	25
2440002	Straight	2"	GST-20	25
2440019	Straight	2 1/2"	GST-25-380	25
2440015	Straight	3"	GST-30	25
2440003	Sidewinder	1"	SWG-10	25
2440016	Sidewinder	2"	SWG-20	25
2440004	Sidewinder	2 1/2"	SWG-25-380	25
2440016	Sidewinder	3"	SWG-30	25



**"SAMMY" SCREWS® FOR STEEL**

Fits 3/8" threaded rod

"\*" items are furnished with retaining nut

W-R#	Pattern	Length	Sammy#	Box
2440006	Straight	1"	DST-10	25
* 2440020	Straight	1"	DSTR-1	25
* 2440022	Straight	1 1/4"	DSTR516	25
2440010	Straight	1 1/2"	TEK-50	25
2440018	Straight	2"	DST-20	25
* 2440008	Sidewinder	1 1/4"	SWDR516	25



**"SAMMY" SCREWS® FOR CONCRETE**

Fits 3/8" threaded rod

W-R#	Pattern	Length	Sammy#	Box
2440012	Straight	1 1/2"	CST-20	25
2440014	Sidewinder	1 1/2"	SWC-20	25





Genuine **Sammy®** products have been the professional's choice for over 15 years. **Sammy®** screws save the contractor time and materials costs in pipe-hanging applications.



**“SAMMY X-PRESS®”  
SCREWS FOR STEEL  
DECK**

**NEW!**



Sammy XPress #2440030

W-R#	Sammy#
2440030	Sammy XPress XP-20

- Sammy XPress® is a patented, unique solution for hanging rod where access to the back of the fastener is restricted (Metal Roof Deck, Tubular Steel, Etc.)
- No retaining nut required
- Must be used with installation tool #2440110.



**“SAMMY” SCREWS®  
TOGGLE BOLT**

W-R#	Pattern	Length	Sammy#	Box
2440050	Straight	3"	SST-30	25

- Can be used in lath & plaster, and double 5/8" wallboard.



**“SAMMY” SCREWS®  
- SETTING TOOL -**



W-R#	Sammy#
2440102	Sammy Driver 8113910
2440104	Sidewinder Driver 8114910
2440110	Sammy Xpress Tool 8194910

ALL “SAMMY” SCREWS ARE FOR 3/8" THREADED ROD



HiLo® Thread pattern

**TAPCON®  
CONCRETE  
ANCHORS**



W-R#	Size	Box
1333002	1/4" x 1 1/4"	100
1333004	1/4" x 1 3/4"	100
1333006	1/4" x 2 3/4"	100

- Phillips head drive
- Blue Climaseal® coating
- Original HiLo® threading

**PIPE HANGERS & FASTENERS**



**HANGER SCREWS**

W-R#	Dia.	Length	Min.	Box
2432500	3/8"	3 1/2"	1	25
2432502	3/8"	6"	1	25



**THREADED STEEL RODS - GALVANIZED**

W-R#	Dia.	Length	TPI	Min.	Box
2409006	3/8"	6'	16	35	35



**STEEL THREADED ROD COUPLING**

W-R#	Dia.	TPI	Min.	Box
2402006	3/8"	16	25	25
2402008	1/2"	13	25	25



**STEEL HEX NUT FOR THREADED ROD**

W-R#	Dia.	TPI	Min.	Box
2403002	1/4"	20	100	100
2403006	3/8"	16	100	100
2403008	1/2"	13	100	100



**STEEL WASHER FOR THREADED ROD**

W-R#	Dia.	OD	Min.	Box
2404002	1/4"	3/4"	100	100
2404006	3/8"	1"	100	100
2404102	3/8"	1 1/2"	100	50
2404008	1/2"	1 3/8"	100	100



**STOVE BOLTS**

W-R#	Dia.	Length	TPI	Min.	Box
2401002	1/4"	1"	20	100	100

- Round Head
- Slotted
- Zinc-plated

**FASTENERS**



**SELF-PIERCING  
SHEET METAL "ZIP"  
SCREWS**

W-R#	Dia.	Length	Box
1334010	#8	1/2"	100
1334050	#8	1/2"	1000
1334012	#8	3/4"	100
1334014	#8	1"	100

- Hard zinc plated
- Slotted hex head



**SELF-DRILLING  
"TEK" SCREWS**

W-R#	Dia.	Length	Box
1334004	#8	1/2"	100
1334006	#8	3/4"	100
1334008	#8	1"	100

- Hard zinc plated
- Slotted hex head



**TOGGLE BOLTS**

W-R#	Dia.	Length	Box
2402302	1/4"	4"	25

- Zinc Plated
- Furnished with wing



**MAGNETIC NUT  
SETTERS**

W-R#	Hex Size	Length	Box
1808320	1/4"	1 3/4"	12
1808322	5/16"	1 3/4"	12



**W-R SCREW & ANCHOR  
KITS**

W-R#	Dia.	Length	Box
2401500	3/16" (#8)	1"	25
2401502	1/4" (#10)	1"	25
2401506	5/16" (#12)	1 1/2"	25

- Each kit contains:
  - 100 hex head--phillips screws
  - 100 plastic anchors
  - 1 carbide masonry drill bit



**MASONARY DRILL BIT**

W-R#	Dia.	Length	Box
1812600	3/16"	4"	6
1812602	1/4"	4"	6
1812604	5/16"	4"	6
1812606	3/8"	4"	6
1812608	1/2"	4"	6

**FASTENERS  
& TOOLS**

**6-1 SCREW DRIVER**



W-R#		Box
------	--	-----

<b>1808403</b>	6-1 Screwdriver	12
----------------	-----------------	----

- Rubberized grip
- Individually display carded

**NUT DRIVERS**



W-R#		Min	Box
------	--	-----	-----

<b>1808452</b>	5/16"	1	12
----------------	-------	---	----

**NO-HUB TORQUE  
WRENCH**



W-R#	Description	Min	Box
------	-------------	-----	-----

<b>1818500</b>	No-Hub Wrench	1	6
----------------	---------------	---	---

- 5/16" socket

**CROWN DELUXE  
NO-HUB TORQUE  
WRENCH**



W-R#	Description	Min	Box
------	-------------	-----	-----

<b>1818560</b>	60 psi Wrench	1	1
----------------	---------------	---	---

- 5/16" socket

**FOLDING HEX KEY SET**



W-R#		Min	Box
------	--	-----	-----

<b>1818135</b>		1	6
----------------	--	---	---

**T-HANDLE HEX KEY  
SET**



W-R#	Size	Min	Box
------	------	-----	-----

<b>1818137</b>	9"	1	6
----------------	----	---	---

- 8 piece set
- 3/32", 7/64", 1/8", 9/64", 5/32", 3/16", 7/32", 1/4"

**8 PIECE ALLEN  
WRENCH SET ON RING**



W-R#		Min	Box
------	--	-----	-----

<b>1818140</b>	1/16" to 1/4"	1	6
----------------	---------------	---	---

**STUD GUARDS,  
PLATES & FLASHINGS**



**-TRI-POINT-STUD GUARDS**

W-R#	Length	Gauge	Min	Box
2432610	3"	16g	250	250
2432612	6"	16g	100	100
2432620	3"	18g	250	250
2432622	5"	18g	100	100
2432624	6"	18g	100	100



**19 GAUGE  
'TWIST-POINT'  
STUD GUARDS**

W-R#	Length	Width	Min	Box
2432602	3"	1 1/2"	250	250
2432600	6"	1 1/2"	100	100



**16 GAUGE  
2-HOLE STUD GUARDS**

W-R#	Length	Width	Min	Box
2432630	6"	1 1/2"	100	100



**16 GAUGE  
FHA STRAPS**

W-R#	Length	Width	#Holes	Box
2432710	12"	1 1/2"	8	50
2432750	18"	1 1/2"	16	50
2432760	18"	5"	16	50



**16 GAUGE  
5" X 8"  
BOCA PLATES**

W-R#	Description	Min	Box
2432802	6-hole regular	50	50
2432806	Self-Nailing	50	50



**ALUMINUM  
ROOF FLASHINGS**

W-R#	Description	Min	Box
2534202	1 1/2"	12	12
2534204	2"	12	12
2534206	3"	12	12
2534208	4"	12	12

**BRASS COMPRESSION & FLARE FITTINGS**

**# 60 COMPRESSION FERRULES**



W-R#	Description	Min.	Box
2014004	1/4"	-	100
2014008	3/8"	-	100
2014010	1/2"	-	100
2014012	5/8"	-	100
2014014	7/8"	-	100

**POLY COMPRESSION FERRULES**



W-R#	Description	Min.	Box
A000120	1/4"	-	100
2013600	3/8"	-	100
2013602	5/8"	-	100

**# 61 COMPRESSION NUTS**



W-R#	Description	Min.	Box
2015004	1/4" RB	-	25
2015006	3/8" RB	-	25
0224002	3/8" Chrome	-	25
2015008	1/2" RB	-	25
2015010	5/8" RB	-	25
2015012	7/8" RB	-	25

**# 61S-LF COMPRESSION CAPS**



**LEAD-FREE**

W-R#	Description	Min.	Box
4021990	1/4"	-	25
4022000	3/8"	-	25
4022002	1/2"	-	25
4022004	5/8"	-	25


**# 62-LF COMPRESSION UNIONS**



**LEAD-FREE**

W-R#	Description	Min.	Box
4021004	1/4"	-	12
4021008	3/8"	-	12
4021010	1/2"	-	12
4021012	5/8"	-	12
4021014	7/8"	-	12
4021016	3/8" x 1/4"	-	12
4021018	1/2" x 3/8"	-	12
4021020	5/8" x 3/8"	-	12
4021022	5/8" x 1/2"	-	12

**# 64-LF COMPRESSION TEES**



**LEAD-FREE**

W-R#	Description	Min.	Box
4016002	1/4"	-	12
4016004	3/8"	-	12
4016006	1/2"	-	12
4016008	5/8"	-	12
4016010	7/8"	-	12
4016014	3/8" x 1/4"	-	12
4016016	5/8" x 3/8"	-	12

**BRASS COMPRESSION & FLARE FITTINGS**

**# 65-LF COMPRESSION ELBOW**



W-R#	Description	Min.	Box
4017002	1/4"	-	12
4017004	3/8"	-	12
4017006	1/2"	-	12
4017008	5/8"	-	12
4017010	7/8"	-	12

**# 66-LF COMPRESSION x FEMALE**



W-R#	Description	Min.	Box
4018010	3/8" x 3/8" RB	-	12
4225012	3/8" x 3/8" Chrome-		12
4018012	3/8" x 1/2" RB	-	12
4225016	3/8" x 1/2" Chrome-		12
4018016	1/2" x 3/8" RB	-	12
4018018	1/2" x 1/2" RB	-	12
4018020	5/8" x 1/2" RB	-	12
4018022	5/8" x 3/4" RB	-	12
4018024	7/8" x 3/4" RB	-	12

**# 68T TANK COMPRESSION FTG**



W-R#	Description	Min.	Box
2019502	3/8" x 3/8"	-	12
2019504	1/2" x 1/2"	-	12

- For use in duplex tank bushings  
 - For non-potable use only

**# 68-LF COMPRESSION x MALE**



W-R#	Description	Min.	Box
4019004	1/4" x 1/8" RB	-	12
4019006	1/4" x 1/4" RB	-	12
4019008	1/4" x 3/8" RB	-	12
4019010	1/4" x 1/2" RB	-	12
4019018	3/8" x 1/4" RB	-	12
4019020	3/8" x 3/8" RB	-	12
4225010	3/8" x 3/8" Chrome-		12
4019022	3/8" x 1/2" RB	-	12
4225014	3/8" x 1/2" Chrome-		12
4019026	1/2" x 3/8" RB	-	12
4019028	1/2" x 1/2" RB	-	12
4019030	5/8" x 3/8" RB	-	12
4019032	5/8" x 1/2" RB	-	12
4019031	5/8" x 3/4" RB	-	12
4019033	7/8" x 1/2" RB	-	12
4019034	7/8" x 3/4" RB	-	12
4019036	7/8" x 1" RB	-	12

**# 69-LF COMPRESSION x MALE ELBOW**



W-R#	Description	Min.	Box
4020002	1/4" x 1/8"	-	12
4020004	1/4" x 1/4"	-	12
4020016	3/8" x 1/4"	-	12
4020018	3/8" x 3/8"	-	12
4020020	3/8" x 1/2"	-	12
4020024	1/2" x 3/8"	-	12
4020026	1/2" x 1/2"	-	12
4020028	5/8" x 1/2"	-	12
4020034	7/8" x 3/4"	-	12

**BRASS COMPRESSION & FLARE FITTINGS**

**# 668-LF COMPRESSION X SWEAT**



**LEAD-FREE**

W-R#	Description	Min.	Box
4225004	3/8" RB	-	25
4225002	3/8" Chrome	-	25

**# 70-LF COMPRESSION X FEMALE ELBOW**



**LEAD-FREE**

W-R#	Description	Min.	Box
4023008	3/8" x 1/2"	-	12

**# 41S SHORT FLARE NUT**



W-R#	Description	Min.	Box
2001002	1/4"	-	25
2001006	3/8"	-	25
2001008	1/2"	-	25
2001010	5/8"	-	25

**# 42 FLARE UNION**



W-R#	Description	Min.	Box
2002004	1/4"	-	12
2002006	3/8"	-	12
2002008	1/2"	-	12
2002010	5/8"	-	12
2002011	1/4" x 3/8"	-	12
2002012	1/2" x 3/8"	-	12
2002014	5/8" x 3/8"	-	12
2002016	5/8" x 1/2"	-	12

**# 48 FLARE X MALE ADAPTER**



W-R#	Description	Min.	Box
2003006	1/4" x 1/4"	-	12
2003008	1/4" x 3/8"	-	12
2003016	3/8" x 1/4"	-	12
2003018	3/8" x 3/8"	-	12
2003020	3/8" x 1/2"	-	12
2003024	1/2" x 3/8"	-	12
2003026	1/2" x 1/2"	-	12
2003030	5/8" x 1/2"	-	12
2003032	5/8" x 3/4"	-	12

**# 49 FLARE X MALE ELBOW**



W-R#	Description	Min.	Box
2006002	1/4" x 1/4"	-	12
2006004	1/4" x 3/8"	-	12
2006008	3/8" x 1/4"	-	12
2006010	3/8" x 3/8"	-	12
2006012	3/8" x 1/2"	-	12
2006014	1/2" x 1/4"	-	12
2006016	1/2" x 3/8"	-	12
2006018	1/2" x 1/2"	-	12
2006020	5/8" x 1/2"	-	12
2006022	5/8" x 3/4"	-	12

**# 50 FLARE X FEMALE ELBOW**



W-R#	Description	Min.	Box
2008008	3/8" x 1/4"	-	12
2008010	3/8" x 3/8"	-	12
2008012	3/8" x 1/2"	-	12
2008016	1/2" x 3/8"	-	12
2008018	1/2" x 1/2"	-	12
2008020	5/8" x 1/2"	-	12



**BRASS COMPRESSION & FLARE FITTINGS**

**#56 FLARE CAP**



W-R#	Description	Min.	Box
2007006	1/4"	-	12
2007008	3/8"	-	12
2007010	1/2"	-	12

**# 125-LF HOSE BARB X MALE**



W-R#	Description	Min.	Box
4031002	1/8" x 1/8"	-	12
4031004	1/4" x 1/8"	-	12
4031006	1/4" x 1/4"	-	12
4031008	1/4" x 3/8"	-	12
4031010	3/8" x 1/4"	-	12
4031012	3/8" x 3/8"	-	12
4031014	3/8" x 1/2"	-	12
4031016	1/2" x 3/8"	-	12
4031018	1/2" x 1/2"	-	12
4031022	5/8" x 1/2"	-	12
4031024	5/8" x 3/4"	-	12
4031028	3/4" x 3/4"	-	12
4031032	1" x 1"	-	12

**BRASS VENT FITTING**



W-R#	Description	Min.	Box
2112000	1/2" x 1/8"	-	12
2112002	1/2" x 1/4"	-	12

**IPS X SWEAT ADAPTER**



W-R#	Description	Min.	Box
4109006	1/2" x 1/2"	1	12
4109008	3/4" x 3/4"	1	12

• Used to solder brass pipe to copper tubing.

**# 138HM-LF HOSE BARB MENDER**



W-R#	Description	Min.	Box
4030002	1/4" x 1/4"	-	12
4030004	3/8" x 3/8"	-	12
4030006	1/2" x 1/2"	-	12

**CPVC x MIP ADAPTER**



W-R#	Description	Box
4104004	1/2" CPVC x 1/2" MIP	12
4105004	3/4" CPVC x 3/4" MIP	12

**# 110FB FACE BUSHING**



W-R#	Description	Min.	Box
2527002	1/2" x 3/8"	-	12
2527004	3/4" x 1/2"	-	12

**CPVC x FIP ADAPTER**



W-R#	Description	Box
4104002	1/2" CPVC x 1/2" FIP	12
4105002	3/4" CPVC x 3/4" FIP	12

**CHROME-PLATED  
NIPPLES & FITTINGS**

**CHROME-PLATED  
NIPPLES  
- LEAD FREE -**



**LEAD-FREE**

3/8"IPS	1/2"IPS	LENGTH
0302502	0302544	Close (*)
0302504	0302546	Shoulder (1 1/2")
0302506	0302548	2"
0302508	0302550	2 1/2"
0302510	0302552	3"
0302512	0302554	3 1/2"
0302514	0302556	4"
0302516	0302558	4 1/2"
0302518	0302560	5"
0302520	0302562	5 1/2"
0302522	0302564	6"
0302524	-	7"
0302526	-	8"
0302534	-	12"

- Close overall length varies by diameter.  
3/8" x Close = 1" OAL  
1/2" x Close = 1 1/8" OAL



**CHROME-PLATED  
COUPLINGS  
- LEAD FREE -**

**LEAD-FREE**

W-R#	Description	Min.	Box
0341402	3/8"	1	-
0341404	1/2"	1	-



**CHROME-PLATED  
90° ELBOWS  
- LEAD FREE -**

**LEAD-FREE**

W-R#	Description	Min.	Box
0341002	3/8"	1	-
0341004	1/2"	1	-



**CHROME-PLATED  
45° ELBOW  
- LEAD FREE -**

**LEAD-FREE**

W-R#	Description	Min.	Box
0341102	3/8"	1	-
0341104	1/2"	1	-

**CHROME-PLATED  
NIPPLES & FITTINGS**



**CHROME-PLATED  
TEE  
- LEAD FREE -**



W-R#	Description	Min.	Box
0341502	3/8"	1	-
0341504	1/2"	1	-



**CHROME-PLATED  
90° STREET ELBOW  
- LEAD FREE -**



W-R#	Description	Min.	Box
0341602	3/8"	1	-
0341606	1/2"	1	-



**CHROME-PLATED  
45° STREET ELBOW  
- LEAD FREE -**



W-R#	Description	Min.	Box
0341608	1/2"	1	-



**CHROME-PLATED  
UNION  
- LEAD FREE -**



W-R#	Description	Min.	Box
0341904	1/2"	1	-



**CHROME-PLATED  
CAP  
- LEAD FREE -**



W-R#	Description	Min.	Box
0349014	1/2"	1	-

**BRASS EZ-BITE  
PUSH FITTINGS**



**E-Z BITE COUPLINGS**

**- LEAD FREE -**

W-R#	Description	Min.	Box
2012002	1/2" X 1/2"	1	12
2012004	3/4" X 3/4"	1	12
2012008	1" X 1"	1	12



**E-Z BITE X MIP  
ADAPTERS**

**- LEAD FREE -**

W-R#	Description	Min.	Box
2012020	1/2" X 1/2"	1	12
2012022	3/4" X 3/4"	1	12
2012026	1" X 1"	1	12



**E-Z BITE ELBOWS**

**- LEAD FREE -**

W-R#	Description	Min.	Box
2012030	1/2" X 1/2"	1	12
2012032	3/4" X 3/4"	1	12
2012036	1" X 1"	1	12



**E-Z BITE X FIP  
ADAPTERS**

**- LEAD FREE -**

W-R#	Description	Min.	Box
2012040	1/2" X 1/2"	1	12
2012042	3/4" X 3/4"	1	12
2012046	1" X 1"	1	12



**E-Z BITE TEES**

**- LEAD FREE -**

W-R#	Description	Min.	Box
2012050	1/2" X 1/2"	1	12
2012052	3/4" X 3/4"	1	12
2012054	1" X 1"	1	12

**BRASS EZ-BITE  
PUSH FITTINGS**



**E-Z BITE CAPS**

**- LEAD FREE -**

W-R#	Description	Min.	Box
2012060	1/2" X 1/2"	1	12
2012062	3/4" X 3/4"	1	12
2012064	1" X 1"	1	12



**E-Z BITE  
REPAIR COUPLINGS**

**- LEAD FREE -**

W-R#	Description	Min.	Box
2012070	1/2" X 1/2"	1	12
2012072	3/4" X 3/4"	1	12
2012074	1" X 1"	1	12



**E-Z BITE  
BALL VALVES**

**- LEAD FREE -**

W-R#	Description	Min.	Box
2012080	1/2" X 1/2"	1	12
2012082	3/4" X 3/4"	1	12
2012084	1" X 1"	1	12



**E-Z BITE  
DROP EAR ELBOWS**

**- LEAD FREE -**

W-R#	Description	Min.	Box
2012300	1/2" X 1/2"	1	12



**E-Z BITE  
REMOVAL TOOL**

**- LEAD FREE -**

W-R#	Description	Min.	Box
2012500	1/2"	1	12
2012502	3/4"	1	12
2012504	1"	1	12

**SINK  
SPECIALTIES**



**FLEXIBLE BASIN  
SUPPLY TUBES**

W-R#	Size (OD)	Finish	Min	Box
<b>0209008</b>	3/8" x 12"	CP	1	100
<b>0209012</b>	3/8" x 20"	CP	1	100
<b>0209014</b>	3/8" x 30"	CP	1	50
<b>0209016</b>	3/8" x 36"	CP	1	50
<b>0209020</b>	1/2" x 20"	CP	1	50



**FLEXIBLE TANK SUPPLY  
TUBES**

W-R#	Size (OD)	Finish	Min	Box
<b>0210002</b>	3/8" x 12"	CP	1	100
<b>0210006</b>	3/8" x 20"	CP	1	100



**COMPRESSION "DELTA"  
STYLE SUPPLY TUBE**

W-R#	Size (OD)	Finish	Min	Box
<b>0215006</b>	3/8" x 12"	CP	1	100
<b>0215008</b>	3/8" x 20"	CP	1	100

- Furnished with 3/8" compression nut



**PEX SUPPLY TUBES**

W-R#	Size (OD)	Type	Min	Box
<b>0207006</b>	3/8" x 20"	Basin	1	100
<b>0207008</b>	3/8" x 30"	Basin	1	50
<b>0207010</b>	3/8" x 36"	Basin	1	50

W-R#	Size (OD)	Type	Min	Box
<b>0208002</b>	3/8" x 12"	Tank	1	100
<b>0208006</b>	3/8" x 20"	Tank	1	100

**SINK  
SPECIALTIES**



**BASIN COCK  
LOCKNUTS**

W-R#	Description	Min.	Box
0906004	Brass	12	12
0906002	Die Cast	12	12
0906006	Plastic	12	12

- Fits 1/2" x 14T basin cock shanks



**BASIN ROSETTES**

W-R#	Description	Min.	Box
1646002	Flat	25	25
1646004	Deep	25	25
1646010	Flat Rubber	25	25



**BASIN COCK COUPLING  
NUT**

W-R#	Description	Min	Box
0912002	Brass	25	25
0912004	Brass-Plated	25	25
0912006	Plastic	25	25

- 1/2" x 14T with 1/2" supply hole



**BRASS FRICTION RINGS**

W-R#	Description
2712002	Basin 3/8" x 21/32" x 25/64"
2712004	Toilet 3/8" x 13/16" x 25/64"

- 100 per bag



**BEVELED RUBBER  
BASIN SUPPLY  
WASHER**

W-R#	Description	Box
2711008	3/8" x 23/32" x 3/8"	100



**BEVELED RUBBER  
TANK SUPPLY WASHER**

W-R#	Description	Box
2711007	3/8" x 5/16" x 27/32"	100



**3/8" COMPRESSION NUT**

W-R#	Finish	Min.	Box
2015006	Rough Brass	25	100
0224002	Chrome	25	100

**SINK SPECIALTIES**



**ANGLE COMPRESSION STOPS**  
- LEAD FREE -



W-R#	Size	Box
4220002	3/8"OD x 3/8" IPS	10
4220004	3/8"OD x 1/2" IPS	10
4220010	3/8"OD x 1/2" SWT	10
4220014	3/8"OD x 5/8"OD	10



**STRAIGHT COMPRESSION STOPS**  
- LEAD FREE -



W-R#	Size	Box
4220024	3/8"OD x 3/8" IPS	10
4220026	3/8"OD x 1/2" IPS	10
4220032	3/8"OD x 1/2" SWT	10
4220036	3/8"OD x 5/8"OD	10



**3/8" OD x 1/2" SWT 5" EXTENSION STOP**  
- LEAD FREE -



W-R#	Pattern	Min	Box
4222002	Angle	1	10
4222004	Straight	1	10

**Q.T.**



**ANGLE QUARTER-TURN COMPRESSION STOPS**  
- LEAD FREE -



W-R#	Size	Box
4220001	3/8"OD x 3/8" IPS	10
4220003	3/8"OD x 1/2" IPS	10
4220005	3/8"OD x 1/2" SWT	10
4220007	3/8"OD x 5/8"OD	10

**Q.T.**



**STRAIGHT QUARTER-TURN COMPRESSION STOPS**  
- LEAD FREE -



W-R#	Size	Box
4220013	3/8"OD x 1/2 IPS	10
4220015	3/8"OD x 1/2 SWT	10
4220017	3/8"OD x 5/8 OD	10

**Q.T.**



**3/8" OD x 1/2" SWT QUARTER-TURN 5" EXTENSION STOP**  
- LEAD FREE -



W-R#	Size	Box
4222020	Angle	1 10



**SINK SPECIALTIES**



**THREE WAY STOP**  
- LEAD FREE -



W-R#	Inlet	Outlets
4221002	5/8"OD	3/8"OD x 3/8"OD
4221008	5/8"OD	3/8"OD x 1/4"OD
4221010	1/2" IPS	3/8"OD x 3/8"OD
4221012	1/2" IPS	3/8"OD x 1/4"OD



**DUAL SHUTOFF STOP**  
- LEAD FREE -



W-R#	Inlet	Outlets
4220602	5/8"OD	3/8"OD x 3/8"OD
4220604	5/8"OD	3/8"OD x 1/4"OD
4220702	1/2"IPS	3/8"OD x 3/8"OD
4220704	1/2"IPS	3/8"OD x 1/4"OD
4220802	1/2"SWT	3/8"OD x 3/8"OD
4220804	1/2"SWT	3/8"OD x 1/4"OD



**LOOSE-KEY ANGLE STOP**  
- LEAD FREE -



W-R#	Inlet	Outlet
4220502	1/2" IPS	3/8"OD *LF*
4220504	1/2" SWT	3/8"OD *LF*
4220506	5/8"OD	3/8"OD *LF*



**"MAX" ADAPTER**  
- LEAD FREE -



W-R#	Size	Min	Box
4225030	3/8" X 3/8" X 3/8"	6	24
4225032	3/8" X 1/4" X 3/8"	6	24

- For add-on installation of water filters and ice makers. Takes an ordinary stop valve and makes it a three-way valve.



**STRAIGHT "MAX" ADAPTER**  
- LEAD FREE -



W-R#	Size	Min	Box
4225050	3/8" X 1/4"	6	24



**STRAIGHT "MAX" SHUTOFF VALVE**  
- LEAD FREE -



W-R#	Size
4220025	3/8" Fem. Comp. x 3/8" OD



**PREMIUM  
"MINI-BALL" VALVES**



3/8" x 3/8" OD Comp

**DAHL MINI-BALL®  
ANGLE STOPS  
- LEAD FREE -**



W-R#	Size	Box
MB202LF	3/8"OD x 3/8" IPS	10
MB206LF	3/8"OD x 1/2" IPS	10
MB002LF	3/8"OD x 1/2" SWT	10
MB102LF	3/8"OD x 5/8" OD	10



3/8" x 3/8" OD Comp

**DAHL MINI-BALL®  
STRAIGHT STOPS  
- LEAD FREE -**



W-R#	Size	Box
MB204LF	3/8"OD x 3/8" IPS	10
MB208LF	3/8"OD x 1/2" IPS	10
MB004LF	3/8"OD x 1/2" SWT	10
MB104LF	3/8"OD x 5/8" OD	10

# RetroValve

**RetroValve** retrofit valves and adapters offer the professional a high-quality, convenient solution to the problem of frozen valves and appliance expansion. **RetroValves** are made in Canada, and are the finest 1/4 turn valves on the market.



**STRAIGHT  
RETROVALVE  
- LEAD FREE -**



W-R#	Size
RV100LF	3/8" Fem. Comp. x 3/8" OD
RV104LF	1/2" Fem. Comp. x 3/8" OD



**RETROTEE  
- LEAD FREE -**



W-R#	Size
RV500LF	3/8 Fem Comp x 3/8"OD x 3/8"OD
RV502LF	3/8 Fem Comp x 1/4"OD x 3/8"OD

- Allows for addition of appliances such as ice makers, dishwashers, & humidifiers--with convenient shutoff.



**CHROME-PLATED  
RETRODAPTER  
- LEAD FREE -**



W-R#	Min	Box
RV700LF	3/8 Fem Comp x 3/8"OD	x 3/8"OD
RV702LF	3/8 Fem Comp x 1/4"OD	x 3/8"OD

The RV700LF C. P. RetroDapter series provides a convenient, economical solution for the sharing of existing valves, without the need for a shutoff.

**SINK SPECIALTIES**



**CHROME-PLATED  
STEEL  
FLAT ESCUTCHEON**

W-R#	Size - IPS	OD	Min	Box
1610002	3/8"	2 1/2"	25	500
1610004	1/2"	2 1/2"	25	500
1610006	3/4"	2 1/2"	25	250
1610008	1"	2 7/8"	25	250
1610010	1 1/4"	2 7/8"	25	200
1610012	1 1/2"	3"	25	200
1610014	2"	3 1/2"	25	100

W-R#	Size - Copper	OD	Min	Box
1611004	5/8"OD	2 1/2"	25	500
1611006	7/8"OD	2 1/2"	25	250
1611008	1 1/8"OD	2 7/8"	25	250
* 1611009	1 1/4"OD	2 7/8"	25	200
* 1611010	1 1/2"OD	3"	25	200
* 1611012	2"OD	3"	25	100

\* Denotes tubular size

Nom.	1/2"	3/4"	1"	1 1/4"	1 1/2"	2"
IPS	.84	1.05	1.32	1.66	1.90	2.38
Copper	5/8"(.63)	7/8"(.88)	1 1/8"(1.13)	1 3/8"(1.38)	1 5/8"(1.63)	2 1/8"(2.13)
Tubular				1 1/4	1 1/2	2



**WHITE PLASTIC  
SURE GRIP FLAT  
ESCUTCHEON**

W-R#	Size (Copper)	Min	Box
1615020	5/8"OD	25	25
1615022	7/8"OD	25	25

**SINK SPECIALTIES**



**CHROME-PLATED  
STEEL  
BELL ESCUTCHEON**

W-R#	Size - IPS	OD	Min	Box
<b>1612002</b>	3/8"	2 3/8"	25	25
<b>1612004</b>	1/2"	2 3/8"	25	25

W-R#	Size - Copper	OD	Min	Box
<b>1613006</b>	5/8"OD	2 3/8"	25	25
* <b>1613009</b>	1 1/4"OD	3"	1	25
* <b>1613010</b>	1 1/2"OD	3"	1	25

\* Denotes tubular size



**CHROME-PLATED  
STEEL  
BOX ESCUTCHEON**

W-R#	Size - IPS	OD	Min	Box
<b>1614002</b>	1 1/4"	3"	5	25
<b>1614004</b>	1 1/2"	3"	5	25

W-R#	Size - Copper	OD	Min	Box
* <b>1614006</b>	1 1/4"OD	3"	5	25
* <b>1614008</b>	1 1/2"OD	3"	5	25

\* Denotes tubular size



**PLASTIC  
SPLIT ESCUTCHEONS**



**NEW!**

Size (IPS)	Chrome	White
3/8" IPS	<b>1731500</b>	<b>1732500</b>
1/2" IPS	<b>1731502</b>	<b>1732502</b>
3/4" IPS	<b>1731504</b>	<b>1732504</b>
1" IPS	<b>1731506</b>	<b>1732506</b>
1 1/4" IPS	<b>1731508</b>	<b>1732508</b>
1 1/2" IPS	<b>1731510</b>	<b>1732510</b>
2" IPS	<b>1731512</b>	<b>1732512</b>
2 1/2" IPS	<b>1731514</b>	<b>1732514</b>
3" IPS	<b>1731516</b>	<b>1732516</b>
4" IPS	<b>1731518</b>	<b>1732518</b>
6" IPS	<b>1731520</b>	-

- 12 per box

Nom.	1/2"	3/4"	1"	1 1/4"	1 1/2"	2"
IPS	.84	1.05	1.32	1.66	1.90	2.38
Copper	5/8"(.63)	7/8"(.88)	1 1/8"(1.13)	1 3/8"(1.38)	1 5/8"(1.63)	2 1/8"(2.13)

W-R#	Size (Copper)	Finish	Min
<b>1731602</b>	5/8"OD	Chrome	12
<b>1731802</b>	5/8"OD	<b>White</b>	12
<b>1731604</b>	7/8"OD	Chrome	12
<b>1731606</b>	1 1/8"OD	Chrome	12
<b>1731608</b>	1 3/8"OD	Chrome	12
<b>1731610</b>	1 5/8"OD	Chrome	12
<b>1731612</b>	2 1/8"OD	Chrome	12



**PLASTIC  
BELL ESCUTCHEONS**

**NEW!**

W-R#	Size (Copper)	Min
<b>1613502</b>	5/8"OD CP Non-split	25

**SINK SPECIALTIES**



**STEEL  
FLOOR AND CEILING  
PLATES, LESS SPRING**

W-R#	Size - IPS	OD	Min	Box
1728000	3/8"	2 1/2"	12	144
1728002	1/2"	2 3/4"	12	144
1728004	3/4"	2 3/4"	12	144
1728006	1"	3 1/2"	12	144
1728008	1 1/4"	3 1/2"	12	144
1728010	1 1/2"	3 1/2"	12	144
1728012	2"	4 1/4"	12	120

W-R#	Size - Copper	OD	Min	Box
1730002	5/8"OD	2 3/4"	12	144
1730004	7/8"OD	2 3/4"	12	144
1730006	1 1/8"OD	2 3/4"	12	144
1730008	1 3/8"OD	3 1/2"	12	144
1730010	1 5/8"OD	3 1/2"	12	144



**HEAVY-DUTY STEEL  
FLOOR AND CEILING  
PLATES, WITH SPRING**

W-R#	Size - IPS	OD	Min	Box
1729000	3/8"	2 1/4"	12	144
1729002	1/2"	2 1/2"	12	144
1729004	3/4"	2 3/4"	12	144
1729006	1"	3 1/4"	12	144
1729008	1 1/4"	3 1/2"	12	144
1729010	1 1/2"	3 7/8"	12	144
1729012	2"	4 1/2"	12	120
1729014	2 1/2"	5 3/8"	12	120
1729016	3"	5 7/8"	1	12
1729018	3 1/2"	6 5/8"	1	12
1729020	4"	7 1/8"	1	12
1729022	5"	9"	1	12
1729024	6"	10"	1	12

Nom.	1/2"	3/4"	1"	1 1/4"	1 1/2"	2"
IPS	.84	1.05	1.32	1.66	1.90	2.38
Copper	5/8"(.63)	7/8"(.88)	1 1/8"(1.13)	1 3/8"(1.38)	1 5/8"(1.63)	2 1/8"(2.13)

W-R#	Size - Copper	OD	Min	Box
1731002	3/8"OD	2 3/8"	12	144
1731004	5/8"OD	2 3/8"	12	144
1731006	7/8"OD	2 3/4"	12	144
1731008	1 1/8"OD	3"	12	144
1731010	1 3/8"OD	3 1/4"	12	144
1731012	1 5/8"OD	3 5/8"	12	144
1731014	2 1/8"OD	4"	12	120
1731016	2 5/8"OD	4 7/8"	1	48
1731018	3 1/8"OD	5 1/8"	1	48

**SINK SPECIALTIES**



**CHROME-PLATED  
STEEL COCKHOLE  
COVERS**

W-R#	Description	Min.	Box
1641002	1 3/4"	1	25
1641004	2"	1	25
1641006	3"	1	12



**CHROME-PLATED  
STEEL "SNAP-IN"  
COCKHOLE COVER**

W-R#	Description	Min.	Box
1642002	1 3/8"	25	25
1642004	1 1/2"	25	25



**ABS  
COCKHOLE COVERS**

W-R#	Description	Min.	Box
1642502	1 3/4" White	6	6



**COMBINATION  
WALL MOUNT  
SINK FAUCET  
- LEAD FREE -**

**LEAD-FREE**

W-R#	Description	Min.	Box
4702002	8"	1	-

• Furnished w. soap dish & 6" spout

**SINK SPECIALTIES**



**CHROME-PLATED  
BRASS BASIN COCK  
- LEAD FREE -**



W-R#	Description	Min.	Box
------	-------------	------	-----

4706002	Hot/Cold	1	6
---------	----------	---	---

- Basin cock sold individually
- Contains:
  - Hot and Cold Index Buttons
  - Plastic Locknut
  - Rubber Friction Washer
  - Brass Coupling Nut



**CHROME-PLATED  
SELF-CLOSING  
BASIN COCK  
- LEAD FREE -**



W-R#	Description	Min.	Box
------	-------------	------	-----

4706004	Cold	1	-
4706005	Hot	1	-



Male

**BRASS PLAIN END  
BIBBS  
- LEAD FREE -**



W-R#	Size	Connection	Finish	Box
------	------	------------	--------	-----

4710002	½" IPS	Male	RB	10
4710006	½" IPS	Male	CP	10
4710010	½" IPS	Female	CP	10



Female



Adjustable  
Flange Male

W-R#	Size	Connection	Finish	Box
------	------	------------	--------	-----

4711002	½" MIPS Adjustable	CP		10
---------	--------------------	----	--	----



Male

**BRASS HOSE END  
BIBBS  
- LEAD FREE -**



W-R#	Size	Connection	Finish	Box
------	------	------------	--------	-----

4709002	½" IPS	Male	RB	10
4709008	½" IPS	Male	CP	10
4709009	½" IPS	Female	CP	10

W-R#	Size	Connection	Finish	Box
------	------	------------	--------	-----

4711004	½" MIPS Adjustable	CP		10
---------	--------------------	----	--	----



Female



Adjustable  
Flange Male

**SINK SPECIALTIES**



**CP BRASS  
BUBBLER HEAD  
- LEAD FREE -**

**LEAD-FREE**

W-R#	Description	Min.	Box
4708004	3/8" Connection	1	10

- Features adjustment screw to regulate flow



**CP BRASS  
BUBBLER HEAD  
WITH REMOVABLE  
CARTRIDGE  
- LEAD FREE -**

**LEAD-FREE**

W-R#	Description	Min.	Box
4708006	3/8" Connection	1	10

- Comparable to OEM#0362

W-R#	Description	Min.	Box
0708010	Cartridge Only	1	12

- Comparable to OEM#K361



**"LONG REACH"  
WATER FILTER FAUCET  
- LEAD FREE -**

**LEAD-FREE**

W-R#	Description	Min.	Box
4708052	1/4" Connection	1	10

- Angled spout for longer span



**6" WATER FILTER  
FAUCET  
- LEAD FREE -**


**LEAD-FREE**

W-R#	Description	Min.	Box
4708050	1/4" Connection	1	10

- 6" Height




**SINK SPECIALTIES**




**7" STEEL CHINA LAVATORY HANGER**

W-R#	Description	Min.	Box
1648002	7"	1	12



**10" STEEL SINK HANGER**

W-R#	Description	Min.	Box
1650002	10"	1	12



**STEEL CHINA BASIN HANGER**

W-R#	Description	Min.	Box
1647002	Hanger	1	12



**CHROME-PLATED HEX STEEL LAVATORY LEGS**

W-R#	Description	Length	Min.	Box
1602002	China	27"	1	25
1602004	China	31"	1	25
1602006	China	33"	1	25
1602010	China/IE	27"	1	25

**SINK CLIP SETS**



#1



#2



#3



#4

#4L



#5



#7



#10

W-R#	Pattern	Width	Reference
0713002	#1	7/16"	Huddee
0713004	#2	7/16"	
0713006	#3	3/8"	
0713008	#4	9/16"	Elkay-1 1/2"
0713020	#4L	9/16"	Elkay-2 1/8"
0713010	#5	9/16"	Kinlead
0713014	#7	9/16"	Adjustable
* 0713030	#10	11/16"	Undermount

- All sink clips are 6 per bag  
 \* Undermount sink clips are 4 per bag, with brass anchors  
 - Furnished with 1 7/16" screws

**SINK SPECIALTIES**



**SPLASH GUARD  
TO FIT  
IN-SINKERATOR**

W-R#	Description	Min.	Box
1679004	Splash Guard	1	6



**HUSH-CUSHION  
TO FIT  
IN-SINKERATOR**

W-R#	Description	Min.	Box
1679006	Hush Cushion	6	6

- Gasket to fit In-sinkerator garbage disposals. Reduces vibration during disposal activity.



**MOLDED ELBOW  
TO FIT  
IN-SINKERATOR**

W-R#	Description	Min.	Box
1679008	Elbow	1	6



**DISPOSAL STOPPER  
TO FIT  
IN-SINKERATOR**

W-R#	Description	Min.	Box
1679012	Stopper	1	6



**AIR ADMITTANCE  
VALVE**

**(PROVENT)  
(BOCA VENT)**

W-R#	Description	Min.	Box
2430002	1 1/2" Provent	12	50

• Fits 1½" female waste line adapter. Eliminates secondary stack for tubs, sinks, basins, showers and washing machines.



**FRAJON®  
ASSE-APPROVED  
AIR ADMITTANCE VALVE**

W-R#	Description	Min.	Box
2421002	Frajon® AAV	1	12

- ASSE approved Frajon® valves may be used in commercial, residential, and industrial buildings for individual, common, branch, and circuit vents.

- Rated up to 160 DFU's

- Designed for horizontal branch and vertical stack applications.



**SINK SPECIALTIES**



**W-R AERATOR  
COUNTER DISPLAYS  
- LEAD FREE -**



W-R#	Description	GPM	Count
4301001	M x F	2.2	144
4301003	Slotted M x F	2.2	144

- All dual-thread aerators are 15/16M x 55/64F



**SPRING-FLO® 38D  
COUNTER DEALS  
- LEAD FREE -**



W-R#	Description	GPM	Count
4307002	38D Display	2.2	144
4307120	6 per tube	2.2	6

- Aerators are 15/16M x 55/64F



**AERATOR TUBES  
- LEAD FREE -**



W-R#	Description	GPM	Count
4301005	M x F	2.2	6
4301007	Slotted M x F	2.2	6
4301009	M x F Bubblestream®	2.0	6

4301030	Lo-Flo M x F	0.5	6
4301032	Lo-Flo M x F	1.0	6
4301034	Lo-Flo M x F	1.5	6

- All dual-thread aerators are 15/16M x 55/64F



**DUAL-THREAD  
AERATORS  
- LEAD FREE -**



W-R#	Description	GPM	Box
4305004	Standard CP	2.2	25
4305204	Slotted CP	2.2	25

4309500	Lo-Flo CP	0.5	25
4309400	Lo-Flo CP	1.0	25
4309000	Lo-Flo CP	1.5	25

**MADE IN USA  
DUAL-THREAD  
AERATORS  
- LEAD FREE-**



W-R#	Description	GPM	Box
4305002	Standard CP	2.0	25

- All dual-thread aerators are 15/16M x 55/64F

**SINK SPECIALTIES**



**FEMALE AERATORS**  
- LEAD FREE -



**MALE AERATORS**  
- LEAD FREE -

W-R#	Size	GPM	Box
<b>4301002</b>	55/64" Female	2.0	25
<b>4304002</b>	3/4" Female	2.0	25
<b>4309504</b>	3/4" Female	0.5	25

W-R#	Size	GPM	Box
<b>4302002</b>	15/16" Male	2.0	25
<b>4303002</b>	13/16" Male	2.0	25
<b>4309502</b>	13/16" Male	0.5	25



4305504



4305502



**CACHE AERATORS**  
- LEAD FREE -



W-R#	Size	GPM
<b>4305502</b>	M24 x 1	1.0
<b>4305504</b>	M24 x 1	2.2
<b>4306602</b>	Key for M24 x 1	

- Cache® aerators fit many decorator and European faucets with recessed aerators.

**4307702** Special Delta® Kit 1.5  
**4307704** Special Moen® Kit 1.5

- Complete Kits with Aerator, Adapter, & Key



**SNAP COUPLING WITH AERATOR**  
- LEAD FREE -



W-R#	Description	Box
<b>4311002</b>	Small Pattern	12
<b>4311004</b>	Large Pattern	12

- Snap aerator and Snap hose coupling combine to provide water source for portable washing machines & dishwashers.



**CHROME-PLATED DISHWASHER AERATOR**  
- LEAD FREE -



W-R#	Description
<b>4310002</b>	M x F Snap Aerator

- For use with portable dishwasher and washing machines, or as an aerator. Fits G.E., Kitchen Aid, Westinghouse.

**4310004** M x F Large Snap Aerator  
-Fits Frigidaire, Hotpoint, KitchenAid, Maytag, Sears, Speed Queen, Wards, Waste King, Westinghouse.



**SNAP COUPLINGS**



W-R#	Description	Box
<b>4324002</b>	Small Coupler	12
<b>4324004</b>	Large Coupler	12

- Brass hose snap coupler with 3/4" male hose thread.

**SINK SPECIALTIES**



**CP COMBINATION  
SNAP NIPPLE**  
- LEAD FREE -



W-R#	Description	Box
<b>4318002</b>	M x F Snap Nipple	12

• For use with portable dishwasher. Small diameter, fits snap coupler #4324002. Non-aerating.



**CP SWIVEL AERATORS**  
- LEAD FREE -



W-R#	Description	GPM	Box
<b>4306002</b>	M x F Swivel	2.5	12

- All dual-thread aerators are 15/16M x 55/64F  
- 2.0 GPM



**CP SWIVEL/SPRAY  
AERATOR**  
- LEAD FREE -



W-R#	Description	Box
<b>4301004</b>	M x F Swivel/Spray	12

- Pull-down swivel & spray  
- All dual-thread aerators are 15/16M x 55/64F



**CP WATER FILTER  
DIVERTER AERATORS**  
- LEAD FREE -



W-R#	Description	Box
<b>4609004</b>	1/4" Single barb	12
<b>4609006</b>	3/8" Single barb	12

- Water filter aerators are 55/64F



4313003



4313002



4323002



4312002

**AERATOR ADAPTERS**  
- LEAD FREE -



4313005



4326002

W-R#	Side A	Side B	Box
<b>4313003</b>	3/4" F	15/16" M	12
<b>4313002</b>	15/16" M	55/64" M	12
<b>4323002</b>	3/4" FH	15/16" M	12
<b>4312002</b>	55/64" F	3/4" MH	12 *
<b>4313005</b>	15/16" M 55/64" F	3/4" MH	12
<b>4326002</b>	15/16" M	3/4" MH	12 *

\* For non-potable use only

**SINK SPECIALTIES**



**“CROWN-RINSE”  
SPRAY HEADS**

W-R#	Description	Min	Box
<b>1654000</b>	Black	1	12
<b>1654001</b>	White	1	12
<b>1654005</b>	All-Chrome	1	12

- All “Crown-rinse” products are individually boxed



**“CROWN-RINSE”  
HOSE & SPRAY  
ASSEMBLIES**

W-R#	Description	Min	Box
<b>1656000</b>	Black	1	12
<b>1656007</b>	Black - <b>Delta</b>	1	12
<b>1656001</b>	White	1	12
<b>1656005</b>	All-Chrome	1	12

- All “Crown-rinse” products are individually boxed  
 - Standard Hose/Spray is furnished with 1/8” F x 1/4”F adapter  
 - Delta H/S furnished with 1/2” Female Swivel



**“CROWN-RINSE”  
REPLACEMENT HOSES**

W-R#	Description	Min	Box
<b>1655000</b>	48” Hose Only	1	12



**“CROWN-RINSE”  
HOSE GUIDES**

W-R#	Description	Min	Box
<b>1658002</b>	Black Guide	1	12
<b>1658004</b>	White Guide	1	12



**LIQUID SOAP  
DISPENSER**

W-R#	Description	Min	Box
<b>1645500</b>	Dispenser	1	12
<b>1645504</b>	Head Only	1	1
<b>1645506</b>	Bottle Only	1	1



**LAUNDRY TRAY FAUCET  
MOUNTING BLOCKS**

W-R#	Description	Min	Box
<b>1619004</b>	Block	1	12

- Furnished with washers & screws

**SINK SPECIALTIES**



**REPLACEMENT  
PULL-OUT FAUCET  
SPRAY HEADS**



W-R#	Finish	Min	Box
1652006	White	1	6
1652008	Chrome	1	6
1652009	Brushed Nickel	1	6

- OEM ref# 89-081, 051022-002, 75167  
- Individually boxed



**AERATOR FOR  
PULLOUT SPRAY**

W-R#	Description	Min	Box
1652010	Aerator for Pullout Spray	1	1



**REPLACEMENT  
PULLOUT SPRAY  
HOSE**

W-R#	Description	Min	Box
1652012	59" Replacement Pullout Hose	1	1



**WEIGHT FOR  
PULLOUT SPRAY  
HOSE**

W-R#	Description	Min	Box
1652014	Weight for Pullout Hose	1	1



**CERAMIC CARTRIDGE  
FOR PULLOUT FAUCET**



W-R#	Description	Min	Box
1652020	35mm Ceramic Cartridge	1	1

- Fits 92-298



**CP LOOP HANDLE FOR  
PULLOUT FAUCET**

W-R#	Description	Min	Box
1652030	CP Loop Handle	1	1

**3M® WATER FILTER PRODUCTS**



*Aqua-Pure*



**3M® AP101T FILTER UNIT**

W-R#	Description	Min
1991002	AP101T Filter	1

- Whole house filter (plastic body)
- Includes AP110 cartridge (5M sediment)



*Aqua-Pure*



**3M® AP200 FILTER UNIT**

W-R#	Description	Min
1991006	AP200 Filter	1

- Undersink (point-of-use) filter
- Includes AP217 cartridge (5M + CTO)



*Aqua-Pure*



**3M® AP802 FILTER UNIT**

W-R#	Description	Min
1991014	AP802 Filter	1

- XL Whole house filter (plastic body)
- Cartridge not included



*Aqua-Pure*



**3M® 3MFF100 FILTER UNIT**

W-R#	Description	Min
1991018	3MFF100 Filter	1

- Undersink (point-of-use) filter
- Includes quick-change 3MFF101 cartridge (0.2M sediment, CTO, Cyst, Lead, & Select VOC's)



*Aqua-Pure*



**3M® SST1HA FILTER UNIT**

W-R#	Description	Min
1991022	SST1HA Filter	1

- Whole house filter (all SS body & head)
- Cartridge not included



*Aqua-Pure*



**3M® AP430SS FILTER UNIT**

W-R#	Description	Min
1991026	AP430SS Filter	1

- Scale Inhibition system for water heaters & other appliances
- Includes AP431 Cartridge (1995020)



**3M® WATER FILTER PRODUCTS**



*Aqua-Pure*



**3M® AP110 CARTRIDGE**

W-R#	Description	Min
------	-------------	-----

1995002	AP110 Cartridge	1
---------	-----------------	---

- Size: 2.5" x 9.75"
- 5 M sediment only



*Aqua-Pure*



**3M® AP117 CARTRIDGE**

W-R#	Description	Min
------	-------------	-----

1995004	AP117 Cartridge	1
---------	-----------------	---

- Size: 3" x 9.75"
- 5 M sediment + CTO (Chlorine Taste & Odor)



*Aqua-Pure*



**3M® AP217 CARTRIDGE**

W-R#	Description	Min
------	-------------	-----

1995006	AP217 Cartridge	2
---------	-----------------	---

- Fits AP200 filter only
- 5 M sediment + CTO (Chlorine Taste & Odor)



*Aqua-Pure*



**3M® AP810 CARTRIDGE**

W-R#	Description	Size
------	-------------	------

1995008	AP810 Cartridge	4.5" x 9.75"
1995012	AP810-2 Cartridge	4.5" x 20"

- 5 M sediment only



*Aqua-Pure*



**3M® AP517 CARTRIDGE**

W-R#	Description	Min
------	-------------	-----

1995030	AP517 Cartridge	1
---------	-----------------	---

- Fits AP510 Cartridge
- 5M sediment, scale, & CTO

**3M® WATER FILTER PRODUCTS**



*Aqua-Pure*



**3M® AP817 CARTRIDGE**

W-R#	Description	Size
1995010	AP817 Cartridge	4.5 x 9.75"
1995013	AP817-2 Cartridge	4.5 x 20"

- 5 M sediment + CTO (Chlorine Taste & Odor)



*Aqua-Pure*



**3M® 3MFF101 CARTRIDGE**

W-R#	Description	Min
1995014	3MFF101 Cartridge	1

- Fits 3MFF100 Undersink Filter  
 - Filters 0.2M sediment, CTO, Cyst, Lead, & Select VOC's



*Aqua-Pure*



**3M® AP5527 CARTRIDGE**

W-R#	Description	Min
1995024	AP5527 Cartridges	1

- Fits AP RO-5500 Reverse Osmosis Unit  
 - 5M sediment & CTO



*Aqua-Pure*



**3M® APDW8090 CARTRIDGE SET**

W-R#	Description	Min
1995018	APDW8090 Cartridges	1

- Fits AP DWS1000 Undersink Filter  
 - Filters 0.2M sediment, CTO, Cyst, Lead, Select VOC's, Mercury, & Turbidity



*Aqua-Pure*



**3M® AP431 CARTRIDGE**

W-R#	Description	Min
1995020	AP431 Cartridge	1

- Fits AP430SS Filter  
 - Scale inhibitor for water heaters & other appliances



*Aqua-Pure*



**3M® AP717 ICE MAKER CARTRIDGE**

W-R#	Description	Min
1996002	AP717 Cartridge	1

- Ice maker/refrigerator cartridge  
 - 5M sediment, CTO & Scale

**WASHING MACHINE HOSES**



**3/8" ID  
WASHING MACHINE  
HOSE**

BAGGED#	SIZE	Min	Box
<b>0802002</b>	3/4" FHT x 4'	1	25
<b>0802004</b>	3/4" FHT x 5'	1	25
<b>0802006</b>	3/4" FHT x 6'	1	25
<b>0802008</b>	3/4" FHT x 8'	1	25
<b>0802010</b>	3/4" FHT x 10'	1	25
<b>0802012</b>	3/4" FHT x 12'	1	25

- Individually bagged with washers
- Bagged hoses conform to the following:
  - 200 psi working pressure
  - 800 psi bursting
  - Up to 200°F



**1/2" ID  
HIGH-CAPACITY  
WASHING MACHINE  
HOSE**

BAGGED#	SIZE	Min	Box
<b>0802504</b>	3/4" FHT x 4'	1	25
<b>0802505</b>	3/4" FHT x 5'	1	25
<b>0802506</b>	3/4" FHT x 6'	1	25
<b>0802508</b>	3/4" FHT x 8'	1	25
<b>0802512</b>	3/4" FHT x 12'	1	25

- Individually bagged with washers
- Premium GOODYEAR Horizon™ Nylon-reinforced hose
- 200 psi working pressure - 200°F rating



**3/8" ID  
WASHING MACHINE  
HOSE WITH ELBOW**



BAGGED#	SIZE	Min	Box
<b>0802302</b>	3/4" FHT x 4'	1	25
<b>0802304</b>	3/4" FHT x 5'	1	25
<b>0802306</b>	3/4" FHT x 6'	1	25

- Individually bagged with washers



**"Y" HOSE MIXER**

W-R#	SIZE	Min	Box
<b>0805003</b>	Bagged	1	25

- Inlet branches are FHT, outlet is MHT
- With washers



**TWIN MIX  
CONNECTION**

W-R#	SIZE	Min	Box
<b>0818002</b>		1	12

- For installation of portable washing machines

**WASHING MACHINE HOSES**



**WASHING MACHINE DISCHARGE HOSE - STANDARD -**

Regular	SIZE	Min
<b>0807002</b>	5/8" ID x 50'	1 coil
<b>0807006</b>	7/8" ID x 50'	1 coil
<b>0807008</b>	1" ID x 50'	1 coil



**WASHING MACHINE DISCHARGE HOSE - REINFORCED -**

Reinforced	SIZE	Min
<b>0808002</b>	5/8" ID x 50'	1 coil
<b>0808006</b>	7/8" ID x 50'	1 coil
<b>0808008</b>	1" ID x 50'	1 coil



**ALUMINUM HOOK FOR WASHING MACHINE DISCHARGE HOSE**

W-R#	SIZE	Min	Box
<b>0806004</b>	1" Hook	1	12



**HOOK HOSE FOR WASHING MACHINE DISCHARGE**

W-R#	SIZE	Min	Box
<b>0807010</b>	5' Hose	1	12

- Gray corrugated tubing
- Molded Adapter for Washing Machine connection. Step down 3/4", 7/8" & 1"



**DISHWASHER DISPOSAL CONNECTION**

W-R#	SIZE	Min	Box
<b>1677002</b>	Connection	1	50

- Improved connector with 2 stainless steel worm gear hose clamps



**CORRUGATED DISHWASHER DRAIN HOSE**



W-R#	SIZE	Min	Box
<b>0807020</b>	6' Hose	1	12

- Gray corrugated tubing with clamps
- Molded Adapters fit 3/4", 7/8" & 1"



**ALUMINUM LINT SNARE**

W-R#	SIZE	Min	Box
<b>0527600</b>	Fits 1" ID	1	12

- Furnished with nylon tie.
- Roll over the end of discharge hose to prevent drain blockage from lint discharge.

**HOSES & HOSE SPECIALTIES**



**CLEAR VINYL  
CONDENSATE TUBING**

W-R#	I.D.	O.D.	Length
0809000	1/8"	3/16"	100'
0809001	1/8"	1/4"	100'
0809002	1/4"	3/8"	100'
0809004	5/16"	7/16"	100'
0809006	3/8"	1/2"	100'
0809008	1/2"	5/8"	100'
0809010	5/8"	7/8"	100'
0809012	3/4"	1"	50'
0809014	1"	1 1/4"	50'



**CLEAR VINYL  
TUBING--FDA COMPLIANT**

W-R#	I.D.	O.D.	Length
0819500	1/8"	3/16"	100'
0819501	1/8"	1/4"	100'
0819520	3/16"	5/16"	100'
0819502	1/4"	3/8"	100'
0819504	5/16"	7/16"	100'
0819524	5/16"	1/2"	100'
0819506	3/8"	1/2"	100'
0819528	3/8"	9/16"	100'
0819508	1/2"	5/8"	100'
0819532	1/2"	3/4"	100'
0819510	5/8"	7/8"	100'
0819512	3/4"	1"	50'
0819536	7/8"	1 1/8"	50'
0819514	1"	1 1/4"	50'



- Non-toxic FDA grade material
- Temperature range: 25°F to 150°F
- Dispenser box



**WHITE POLYETHYLENE  
TUBING**

W-R#	OD	Length
0809020	1/4"	100'
0809022	5/16"	100'
0809024	3/8"	100'
0809026	1/2"	100'
0809028	5/8"	100'



- Non-toxic FDA grade material
- Temperature range: 25°F to 150°F
- Dispenser box

**HOSES & HOSE SPECIALTIES**



**BRASS INSERT  
STIFFENER  
- LEAD FREE -**



W-R#	SIZE	Min	Box
4A00119	1/4" Insert	25	25
4022002	3/8" Insert	25	25
4022004	1/2" Insert	25	25

**HOSE CLAMPS**



CARBON	STAINLESS	SAE	Min.	Max.
2208004	2209004	#4	7/32"	5/8"
2208006	2209006	#6	7/16"	25/32"
2208008	2209008	#8	7/16"	29/32"
2208010	2209010	#10	9/16"	1 1/16"
2208012	2209012	#12	11/16"	1 1/4"
2208016	2209016	#16	3/4"	1 1/2"
2208020	2209020	#20	13/16"	1 3/4"
2208024	2209024	#24	1 1/16"	2"
2208028	2209028	#28	1 5/16"	2 1/4"
2208032	2209032	#32	1 9/16"	2 1/2"
2208036	2209036	#36	1 13/16"	2 3/4"
2208040	2209040	#40	2 1/16"	3"
2208048	2209048	#48	2 9/16"	3 1/2"
2208052	2209052	#52	2 13/16"	3 3/4"
2208072	2209072	#72	4 1/16"	5"
2208088	2209088	#88	5 1/16"	6"
2208104	2209104	#104	6 1/16"	7"



- 10 per box



**3/4" HOSE VACUUM  
BREAKER**

W-R#		Min	Box
0418000	Non-potable	1	12
4418000	Lead Free	1	12

- With break-off set screw  
- FH x MH connection

**HOSES & HOSE SPECIALTIES**



**3/4" FHT HOSE CAP**

W-R#		Min	Box
<b>4607002</b>	Lead-Free Brass	12	12
<b>2606002</b>	Brass Plated	12	12
<b>2605002</b>	Plastic	12	12

- Brass hose caps furnished with washer



**3/4" FHT HOSE CAP WITH CHAIN**

W-R#		Min	Box
<b>2607004</b>	Brass	1	12

- Furnished with washer and 6" chain



**HOSE NIPPLES**

**LEAD-FREE**

WR#	Size	Box
<b>4610002</b>	3/4" MH x 3/4" MIP	12
<b>4610004</b>	3/4" MH x 1/2" MIP	12
<b>4610006</b>	3/4" MH x 3/4" MH	12
<b>4610008</b>	3/4" MH x 1/2" MIP x 1/2" SWT	12
<b>4610010</b>	3/4" MH x 3/4" MIP x 1/2" FIP	12



WR#	Size	Box
<b>4610012</b>	3/4" MH x 3/4" FIP	12
<b>4610014</b>	3/4" MH x 1/2" FIP	12



WR#	Size	Box
<b>4610016</b>	3/4" FH x 3/4" FIP	12
<b>4610018</b>	3/4" FH x 1/2" FIP	12
<b>4610020</b>	3/4" FH x 3/4" FH	12



WR#	Size	Box
<b>4610028</b>	3/4" FH x 1/2" MIP	12
<b>4610030</b>	3/4" FH x 3/4" MIP	12
<b>4610032</b>	3/4" FH x 1/2" MIP x 1/2" SWT	12

**SWIVEL HOSE NIPPLES**



**LEAD-FREE**


WR#	Size	Box
<b>4610022</b>	3/4" FH x 3/4" FIP	12
<b>4610024</b>	3/4" FH x 1/2" FIP	12
<b>4610026</b>	3/4" FH x 3/4" FH	12

- All hose nipples are 12 per bag


**HOSES & HOSE SPECIALTIES**

	<b>RUBBER HOSE WASHERS</b>	<b>W-R#</b>	<b>Min</b>	<b>Box</b>
		2724002 Bulk	100	100

	<b>INLET HOSE FILTER SCREEN</b>	<b>W-R#</b>	<b>Min</b>	<b>Box</b>
		0533002	25	25

 <small>swivel connection</small>	<b>SIAMESE 3/4" HOSE CONNECTION WITH SHUT OFF</b>	<b>W-R#</b>	<b>Min</b>	<b>Box</b>
		2601002 Die Cast	1	12
		4603003 Lead Free Brass	1	12
		- For outdoor watering use		

	<b>3/4" SIAMESE CONNECTION</b>	<b>W-R#</b>	<b>Min</b>	<b>Box</b>
		2602002 Die Cast	1	12
		2603002 Brass	1	12
		- For outdoor watering use		

	<b>FROST PROOF SILLCOCK</b>	<b>W-R#</b>	<b>Min</b>	<b>Box</b>
		4407506 12"	1	12
	<b>LEAD-FREE</b>	- For outdoor watering use		

	<b>HOSE BIBB MOUNTING PLATE</b>	<b>W-R#</b>	<b>Min</b>	<b>Box</b>
		0623602 Mounting Plate	1	12
	<b>NEW!</b>	- Zinc-plated steel plate to cover annular space around hose bibbs and sillcocks.		
		- Mounting hardware included		

	<b>HOSE BIBB ANCHORING KIT</b>	<b>W-R#</b>	<b>Min</b>	<b>Box</b>
		0624502 Hose Bibb Anchoring Kit	1	12
	<b>NEW!</b>	- Convenient method of securing water lines and faucets to exterior walls.		



**HOSES & HOSE SPECIALTIES**



**VANDAL-PROOF  
QUARTER-TURN  
SILLCOCKS**



W-R#		Min	Box
<b>4404002</b>	1/2" IPS	1	12

- For outdoor watering use



**"HOSE-MATE"  
SILLCOCK RETROFIT  
VALVE -LEAD FREE -**



W-R#		Box
<b>RV900LF</b>	3/4 FH Swivel x MH	6

The RV900 "Hose-Mate" is a rugged, machined-brass solution for frozen sillcocks or other hose connections.



**DIE CAST  
VALVE HANDLE**

W-R#		Min	Box
<b>0420002</b>	Square	1	12
<b>0420004</b>	Round	1	12

- 12 pt



**SILLCOCK KEY**

W-R#		Min	Box
<b>0421002</b>	5/16"	1	12
<b>0421000</b>	1/4"	1	12



**4-WAY SILLCOCK KEY**

W-R#		Min	Box
<b>0421004</b>		1	12

- Fits stems 1/4", 9/32", 5/16" and 11/32"



**STOP AND WASTE  
CAPS**

With washer

W-R#		Min	Box
<b>0419006</b>	5/16"	10	10
<b>0419008</b>	3/8"	10	10



**FIRE HYDRANT TO  
3/4"MH ADAPTER**

W-R#		Min	Box
<b>2604002</b>	2 1/2" Hydrant	1	-



**FOAM SILLCOCK  
COVERS**

W-R#		Min	Box
<b>2215002</b>	Soft Foam	1	-
<b>2215004</b>	Hard Foam	1	-

- Sillcock covers provide further insulation and freeze protection in high-draft areas.

**HOSES & HOSE SPECIALTIES**



**5/8" GARDEN HOSES**

W-R#		Min	Box
<b>1803000</b>	50' Tire Cord	1	5
<b>1803002</b>	50' Rubber/Vinyl	1	5
<b>1803006</b>	50' <b>Premium</b>	1	5
<b>1803008</b>	25' <b>Premium</b>	1	5

- Premium Rubber Hoses 1803006 & 8 rated for temperatures up to 180°



**6-SPRAY PISTOL GRIP HOSE NOZZLE**

W-R#	
<b>2609502</b>	7" 6-Pattern Spray

- Durable Metal Construction
- Insulated Handle Grip for hot & cold applications
- Soft Cushioned Grip



**INSULATED PISTOL GRIP HOSE NOZZLE**

W-R#	
<b>2609702</b>	Heavy-Duty Insulated

- Solid Metal Body
- Insulated Handle Grip for hot & cold applications
- Nylon Handle



**BRASS TWIST HOSE NOZZLE**

W-R#	
<b>2609602</b>	7" Brass Twist Nozzle

- Durable Metal Construction
- Insulated Handle Grip for hot & cold applications
- Soft Cushioned Grip



**C.P. ECONOMY PISTOL GRIP HOSE NOZZLE**

W-R#	Min	Box
<b>2609002</b>	1	12



**4" BRASS HOSE NOZZLE**

W-R#	Min	Box
<b>2608002</b>	1	12




**"BIBBLOCK" HOSE BIBB LOCKOUT**

W-R#	Min	Box
<b>2607500</b>	"Bibblock"	1 -

- Eliminates unauthorized use of water!
- Vandal-proof design!
- Lock sold separately.

**HOSES & HOSE SPECIALTIES**



**WATER HAMMER ARRESTERS**  
- LEAD FREE -



W-R#		Min	Box
4320002	1/2" MIP	1	12
4320004	1/2" Sweat	1	12

- rated to 200 psi



**WATER HAMMER ARRESTER TEES**  
- LEAD FREE -



W-R#	Description	Min
4320010	1/4" OD X 1/4" OD	1
4320012	3/8" OD X 3/8" OD	1
4320014	5/8" OD X 5/8" OD	1

W-R#	Description	Min
4320016	1/2" PEX x 1/2" PEX	1




**WATER HAMMER COMPRESSION \*RETROFIT\* TEES**  
- LEAD FREE -



3/8" OD Female connection to fit existing stops

W-R#	Description	Min
4320020	3/8" OD X 3/8" Female Compression	1



**WATER HAMMER ARRESTER FOR WASHING MACHINE**  
- LEAD FREE -



3/4" FH

3/4" MH

W-R#	Description	Min
4320030	3/4" FH X 3/4" MH	1

**HOSES & HOSE SPECIALTIES**

**SEWAGE EJECTOR CHECK VALVE**



W-R#		Min	Box
0414204	1½" I.P.S.	1	24
0414206	2" I.P.S.	1	24
0414208	1 1/2" x 1 1/4"	1	24
0414210	3" w/Cast Iron Body	1	24



**COMPRESSION SEWAGE EJECTOR CHECK VALVE**

W-R#		Min
0414606	2" Compression	1



**"SILENT-CHECK" SEWAGE EJECTOR CHECK VALVE**

W-R#		Min
0414302	1 1/2" Silent Check	1
0414304	2" Silent Check	1



W-R#		Min
0414706	2" Silent Check -Compression-	1



W-R#		Min
0414806	2" Silent Check -True Union-	1



W-R#		Min
0414812	2" Silent Check -True Union- with Ball Valve	1



**PVC DWV BACKWATER VALVES**

W-R#		Min	Box
0417402	2" PVC	1	8
0417404	3" PVC	1	6
0417406	4" PVC	1	6



**HOSES & HOSE SPECIALTIES**



**SUMP PUMP DRAIN HOSE KIT**



W-R#		Min	Box
<b>0810002</b>	1 1/4" X 24'	1	8
<b>0810004</b>	1 1/2" X 24'	1	6
<b>0810010</b>	1 1/2" MIP X 1 1/4" Adapter	1	12

• Included in kit are 24' corrugated plastic hose. 1 1/4" plastic male adapter and stainless clamp, individually packaged.



**GAS RANGE CONNECTOR ADAPTER**

W-R#		Min	Box
<b>0814102</b>	5/8" Flare x 1/2" FIP		25
<b>0814104</b>	5/8" Flare x 3/4" FIP		25
<b>0814106</b>	5/8" Flare x 1/2" MIP		25
<b>0814108</b>	5/8" Flare x 3/4" MIP		25



**STAINLESS STEEL GAS RANGE CONNECTOR**

W-R#		Min	Box
<b>0813004</b>	24"	1	12
<b>0813008</b>	36"	1	12
<b>0813012</b>	48"	1	12
<b>0813014</b>	60"	1	12
<b>0813016</b>	72"	1	12

- 3/4" MIP (1/2" FIP) x 1/2" MIP



**CSA GAS BALL VALVES**

W-R#	Description	Min	Box
<b>0400120</b>	1/2"	12	12
<b>0400122</b>	3/4"	12	12

**HOSES & HOSE SPECIALTIES**



**4" x 8 FOOT DRYER VENT KITS**



W-R#	Hose	Hood	Ctn
0811102	Lamaflex®	Metal	8
0811104	Aluminum	Plastic	8
0811108	Aluminum	Metal	8

Hose Types:  
 "Lamaflex" = Laminated aluminum ducting  
 "Aluminum" = corrugated flexible aluminum



**DRYER VENT HOSE**



W-R#	Size	Hose	Ctn
0812001	4" x 8'	Lamaflex®	10
0812007	4" x 20'	Lamaflex®	6
0812005	4" x 50'	Lamaflex®	1
0812003	4" x 8'	Aluminum	10



**REPLACEMENT HOOD ONLY**



W-R#	Size	Ctn
0811005	4" White Plastic	6
0812010	4" Metal	6
0812030	4" White Plastic Louvered	6



**4" VENT HOSE COUPLING**



W-R#	Size	Ctn
0812020	4"	6



**DRYER VENT CLAMP**



W-R#	Size	Ctn
0812008	4"	12



**LINT TRAP INDOOR DRYER VENT KIT**



W-R#	Size	Ctn
0811012	Lamaflex® Hose	12

- 4" x 5' hose  
 - For use on electric dryers only

**HOSES & HOSE SPECIALTIES**



**PLASTIC  
ICE MAKER KITS  
- LEAD FREE -**



W-R#		Min	Box
4816002	Deluxe	1	24

- Contains valve, compression elbow, and extra fittings.

W-R#		Min	Box
4816004	Economy	1	24

- Valve with 3/8" O.D. coupling.



**COPPER  
ICE MAKER KITS  
-LEAD FREE-**



W-R#		Min	Box
4816006	15 Foot	1	36
4816008	25 Foot	1	36

- Contains compression elbow, and extra fittings to cover every installation contingency.



**ELBOW FOR ICE MAKER  
& DISHWASHER  
- LEAD FREE -**



W-R#		Box
4816010	For Ice Maker (1/4" OD x 3/4" FHT)	6
4816020	For Dishwasher (3/8"OD x 3/4 FHT)	6



**SELF-TAPPING  
SADDLE VALVES  
- LEAD FREE -**



W-R#	Description	Min	Box
4415004	Hollow Needle	1	50
4415002	Solid Needle	1	50

- Connects 1/4" ice makers & water filters to copper tubing from 3/8" to 1 3/8".



**NEEDLE VALVES  
- LEAD FREE -**



W-R#	Description	Min	Box
4415006	1/4" OD X 1/4" OD	1	12
4415008	3/8" OD X 3/8" OD	1	12

**HOSES & HOSE SPECIALTIES**



**WATER FILTRATION PRODUCTS**

W-R#	Description	Box
<b>0590002</b>	10" Nylon-Wound	12
<b>0590004</b>	10" Poly-Groove	12



- 5 Micron filters
- Protects against rust, sediment, silt & rust



**SINGLE-LEVER WASHING MACHINE VALVE BOXES**



W-R#	Description	Min	Box
<b>0431006</b>	Single Lever	1	10

- Sweat Connection



**1/4 TURN BALL VALVE WASHING MACHINE BOX**



W-R#	Description	Min	Box
<b>0431008</b>	1/4 Turn Valves	1	10

- PVC Box with nailing brackets
- 1/4 Turn Brass Ball Valves
- IPS x SWT Connections



**1/4 TURN STOP ICE-MAKER BOX - LEAD FREE -**



W-R#	Description	Min	Box
<b>4430006</b>	1/4 Turn Stop	1	10

- PVC Box with nailing brackets
- 1/4 Turn Compression Stop
- IPS x SWT Connection



**SNAP-IN PLASTIC ACCESS PANELS**

W-R#	Description	Min	Box
<b>2213002</b>	6" X 9"	1	12
<b>2213004</b>	8" X 8"	1	12
<b>2213006</b>	14" x 14"	1	12



**CROWN "JEWEL" PRERINSE  
FAUCET PARTS**

**SPRAY VALVE  
ASSEMBLY**



W-R#	Description	Min.	Box
<b>CJ001</b>	Spray Valve	1	1
- Heavy pattern - Chrome-plated brass body - Plastic handle - Individually boxed - Comparable to OEM# B-107			

**REPLACEMENT  
BONNET ASSEMBLY  
FOR PRE-RINSE**



W-R#	Description	Min.	Box
<b>CJ003</b>	Bonnet	1	1
- Heavy pattern CP brass - Comparable to OEM#2856-40 - Individually bagged			

**REPLACEMENT HOSE  
FOR PRE-RINSE**



W-R#	Description	Min.	Box
<b>CJ101</b>	44" Hose	1	1
- Flexible Stainless Steel Hose - Heavy duty black plastic handle - Comparable to OEM# B-0044-H			

**REPLACEMENT  
HANDLES FOR  
PRE-RINSE**



W-R#	Description	Min.	Box
<b>CJ302</b>	fits Eterna	1 pr.	1
- Furnished with index buttons - Comparable to OEM# 1636-45 & 1637-45			

**REPLACEMENT STEM  
& BARREL FOR  
PRE-RINSE  
- LEAD FREE -**



W-R#	Description	Min.	Box
<b>CJ401HLF</b>	Hot	1	1
- Comparable to OEM# 788-20/811-25			
<b>CJ401CLF</b>	Cold	1	1
- Comparable to OEM# 789-20/812-25			

**REPLACEMENT  
SPINDLE ASSEMBLY  
FOR PRE-RINSE  
- LEAD FREE -**



W-R#	Description	Min.	Box
<b>CJ500HLF</b>	Hot	1	1
- Comparable to OEM# 2714-40			
<b>CJ500CLF</b>	Cold	1	1
- Comparable to OEM# 2713-40			

**STRAINERS & DRAINS**



**HEAVY DUTY CP  
CAST BRASS  
DUO STRAINER**

W-R#	Description	Min.	Box
<b>0515004</b>	CP Brass Duo	1	50

- Extra heavy cast brass construction with a mirror finish chrome plate. This is a top quality strainer, utilizing a machined, chrome plated brass seat, for a superior seal.
- Similar to KOHLER strainer.



**ECONOMY BRASS  
DUO STRAINER**

W-R#	Description	Min.	Box
<b>0515020</b>	Economy Brass	1	50

- 4½" dia. to fit 3½" drilling. Regular pattern.
- Zinc die cast locknut.



**STAINLESS STEEL  
DUO STRAINER**

W-R#	Description	Min.	Box
<b>0515002</b>	S.S. Duo	1	50

- 4½" dia. to fit 3½" drilling. Regular pattern.
- Zinc die cast locknut.



**DEEP-CUP STAINLESS  
STEEL DUO STRAINER**

W-R#	Description	Min.	Box
<b>0515006</b>	Deep Cup Duo	1	50

- Die cast nuts
- Regular "plug&pin" stopper



**"TWIST-AND-LOCK"  
STAINLESS STEEL  
DUO STRAINER**

W-R#	Description	Min.	Box
<b>0515008</b>	Twist-N-Lock	1	50

- 4½" dia. to fit 3½" drilling.
- Basket threads into base of strainer to create a more positive seal

**STRAINERS & DRAINS**



**REPLACEMENT BASKET STRAINER WITH CP BRASS STOPPER**

W-R#	Description	Min.	Box
0518500	Fits Am. Std.	1	50



**REPLACEMENT BASKET STRAINER WITH SINGLE-PRONG**

W-R#	Description	Min.	Box
0519002	Single-prong	1	50



**REPLACEMENT BASKET STRAINER WITH RUBBER STOPPER**

W-R#	Description	Min.	Box
0517002	Plastic Pin	1	50



**DUO STRAINER WASHER**

W-R#	Description	Min.	Box
2713002	Rubber	25	25
2713004	Metal	12	12

- 4 3/8" x 3 3/8"



**DUO STRAINER LOCKNUT**

W-R#	Description	Min.	Box
0907002	Die Cast Nut	1	12



**CHROME-PLATED LARGE FLAT SINK PLUG**

W-R#	Description	Min.	Box
0513002	Sink Plug	1	50

- 4 1/2" diameter  
- fits 1 7/8" drilling



**DUPLEX SINK STRAINER WITH GRID**

W-R#	Description	Min.	Box
0508002	CP Brass	1	12
0509002	Stainless Steel	1	12



**DUPLEX WASH TRAY PLUG WITH STOPPER**

W-R#	Description	Min.	Box
0511002	CP Brass	1	12
0512002	Stainless Steel	1	12

- 2 7/8" dia. to fit 1 7/8" drilling.

**STRAINERS & DRAINS**



**STAINLESS STEEL  
JUNIOR DUO STRAINER**

W-R#	Description	Min.	Box
0505002	Jr. Duo	1	12

• 2<sup>7</sup>/<sub>8</sub>" dia. to fit 1<sup>7</sup>/<sub>8</sub>" drilling



**DEEP BASKET JUNIOR  
DUO STRAINER**

W-R#	Description	Min.	Box
0505004	Deep Jr. Duo	1	12



**REPLACEMENT BASKET  
FOR JUNIOR DUO**

W-R#	Description	Min.	Box
0506002	Jr. Duo Basket	1	12
0505003	Deep Jr. Duo Basket (2")	1	12



**3" LONG SHANK  
BRASS SINK PLUG**

W-R#	Description	Min.	Box
0506500	3" Brass Plug	1	5

• 3"OD x 1<sup>1</sup>/<sub>2</sub>"ID x 3" long  
• Ideal for old cast iron installations  
• Furnished with locknut & rubber washer



**1" BRASS BAR PLUG**

W-R#	Description	Min.	Box
0504002	1 1/2"	1	6
0504006	1 1/2" w/tail	1	6
0504004	3"	1	6
0504008	3" w/tail	1	6



**1"OD TAIL FOR BAR  
PLUG**

W-R#	Description	Min.	Box
0504102	1"OD x 2"	1	6



**CAST IRON  
SINK COLLARS**

W-R#	Description	Min.	Box
0509500	2"ID	1	12

- 3 1/2" between centers

**STRAINERS & DRAINS**



**1 1/4" BRASS  
POP-UP WASTE  
ASSEMBLY**

W-R#	Description	Min.	Box
1405002	Chrome	1	25
1405003	Polished Brass	1	25



**1 1/4" CHROME-PLATED  
BRASS SINK DRAINS  
FOR VESSEL SINKS**

W-R#	Description	Min.	Box
1406002	With Overflow	1	25
1406004	Without Overflow	1	25



- Umbrella plug design
- Touch-operated--no lift rod



**CHROME-PLATED  
CAST BRASS  
GRID DRAIN**

W-R#	Description	Min.	Box
0512500	1 1/4" Grid Drain	1	25

- 1 1/4" X 6", 17 gauge tailpiece



**CHROME-PLATED  
CAST BRASS  
OFFSET  
1 1/4" GRID DRAIN**

W-R#	Description	Min.	Box
0512508	Offset	1	25

- Cast Brass strainer & elbow
- 17 gauge offset tubular brass tailpiece



**CHROME-PLATED  
TUBULAR  
TRAP PRIMER  
TAILPIECES**

W-R#	Description	Box
0117202	1 1/4" X 8" Fine Thread	25
0117204	1 1/2" X 8" Direct Connect	25

- 17 gauge tubular brass
- One piece construction
- Meets Dade County building code

**STRAINERS & DRAINS**



**CHROME-PLATED CAST BRASS P.O. PLUG**

W-R#	Description	Min.	Box
<b>0503000</b>	1 1/4" PO Plug	1	12

- 4" 20 gauge tailpiece
- P.O. plugs have overflow holes



One-piece      Two-piece

**CHROME-PLATED TUBULAR BRASS P.O. PLUG**

Size	One-Piece	Two-Piece
1 1/4"x12"	<b>0501006</b>	<b>0502006</b>

- Chrome-plated tubular brass
- P.O. plugs have overflow holes



**CHROME-PLATED TUBULAR BRASS C.O. PLUG**

W-R#	Description	Min.	Box
<b>0503002</b>	1 1/4" CO Plug	1	12

- Chrome-plated tubular brass
- C.O. plugs do not have overflow holes



**MACK WASHER**

W-R#	Description	Min.	Box
<b>2719002</b>	1 1/4" Basin	12	12
<b>2719004</b>	1 1/2" Bath	12	12



1 7/8"

1 1/4"

1 1/2"

**NICKEL-PLATED STEEL KETCHALL STRAINER**

W-R#	Description	Size	Min.
<b>0528002</b>	Sink	1 7/8"	10
<b>0528004</b>	Basin	1 1/4"	10
<b>0528006</b>	Wash Tray	1 1/2"	10



**KETCHALL SINK STRAINER WITH POST**

W-R#	Description	Size	Min.
<b>0528008</b>	Sink w/post	1 7/8"	10



**STAINLESS STEEL MESH STRAINER**

W-R#	Size	Min.	Box
<b>0529502</b>	4 3/8"	10	10
<b>0529504</b>	2 3/4"	10	10
<b>0529506</b>	2 1/8"	10	10

**STRAINERS & DRAINS**



**DRAIN PROTECTOR**

W-R#	Size	Min.	Box
<b>0532002</b>	3" Perforated Steel Strainer	12	12



**CHROME-PLATED STEEL FLAT STRAINERS**

W-R#	Size (OD)	Min.	Box
<b>0525004</b>	1 1/2"	10	10
<b>0525006</b>	1 5/8"	10	10
<b>0525012</b>	2 3/4"	10	10



**CHROME-PLATED STEEL THREE-PRONG STRAINERS**

W-R#	Description	Min.	Box
<b>0526002</b>	1 5/8"	12	12
<b>0526004</b>	1 7/8"	12	12



**CHROME-PLATED STEEL SHOULDER STRAINER**

W-R#	Description	Min.	Box
<b>0527004</b>	2 3/4" x 1/4"	12	12



**YELLOW PVC TAILPIECE CHECKVALVE**

W-R#	Description	Min.	Box
<b>0414502</b>	PVC Checkvalve	1	24

- Fits 1 1/2" Tailpiece
- Used to prevent backflow into sink from dishwashers, etc.



**LAVATORY POP-UP STOPPERS**

W-R#	Description	Top	Length
<b>1304718</b>	American Standard	1 1/2"	4 5/8"
<b>1673006</b>	Delta	1 3/8"	5 1/8"
<b>1304716</b>	Gerber	1 5/16"	4 1/8"
<b>1304714</b>	Moen	1 1/4"	4 7/8"
<b>1304720</b>	Pr.-Pfister	1 3/16"	3 9/16"

**STRAINERS & DRAINS**



**CHROME-PLATED  
SHOWER STALL  
STRAINER**

W-R#	Description	Min.	Box
0522002	1 1/2" Die Cast	1	12
0522004	1 1/2" Brass	1	12
0522006	2" Die Cast	1	12
0522008	2" Brass	1	12



**GALVANIZED RUNNING  
THREAD NIPPLES**

W-R#	Description	Min.	Box
0623000	2" x 6"	1	12
0910002	2" Wide Flange Brass Locknut	1	12



**CHROME-PLATED  
BRASS URINAL  
STRAINER**

W-R#	Description	Min.	Box
0521002	2" IPS	1	24
0521004	2" DWV	1	24



**EXTRA-LONG BRASS  
URINAL/SHOWER  
STRAINER**

W-R#	Description	Min.	Box
0521020	2" IPS	1	24

- For use on extra-thick mud/tile jobs
- Overall spud length of 2 1/2"



**CHROME-PLATED  
SHOWER STALL GRID**

W-R#	Description	Min.	Box
0530002	3 1/2" OD	12	12

- fits urinal strainers
- 2 3/4" between holes



**NO-CAULK SHOWER  
DRAINS WITH  
STAINLESS-STEEL GRID**

W-R#	Description	Min.	Box
0523004	2" Brass	1	24
0523005	2" PVC	1	24

- Includes jiffy joint, locking ring, & wrench

Includes locking ring & wrench



**STRAINERS & DRAINS**



**2" PVC SHOWER DRAINS**

W-R#	Connection	Grid	Min.	Box
0523002	Jiffy Joint	PVC	1	24
0523030	Jiffy Joint	S.S.	1	24
0523031	Solvent	S.S.	1	24



**PVC TWO-PIECE SHOWER STALL DRAINS**

W-R#	Description	Min.	Box
0523040	2" Sch.40	1	12

- Connection: 2"  
- Grid Diameter: 4 1/4"  
- Height: 3"



**PVC GENERAL PURPOSE DRAINS**

W-R#	Description	Min.	Box
0523050	2" Sch. 40	1	12
0523052	3" Sch. 40	1	12

0523050: 4 1/4"OD x 2" H  
0523052: 5 3/16"OD x 2 1/4" H



**SHOWER PAN LINER DRAIN WITH HEAVY CHROME-PLATED BRASS STRAINER**

W-R#	Description	Min.	Box
0523014	2" Solvent	1	12




**SHOWER PAN LINER DRAIN WITH STAINLESS STEEL STRAINER - STANDARD -**

W-R#	Description	Min.	Box
0523000	2" Solvent	1	12



**SHOWER PAN LINER DRAIN WITH STAINLESS STEEL STRAINER - LOW PROFILE -**

W-R#	Description	Min.	Box
0523007	2" Solvent	1	12
0523006	2" Jiffy Joint	1	12



**STRAINERS & DRAINS**



**HEAVY CHROME-PLATED BRASS SHOWER STRAINER GRID**

W-R#	Description	Min.	Box
0523022	CP Brass	1	12

- Fits 0523012 & 0523014



**REPLACEMENT SNAP-IN GRID FOR SHOWER DRAINS**

W-R#	Description	Min.	Box
0523032	Stainless Steel	1	12

- 4" OD



**JIFFY JOINT FOR SHOWER DRAINS**

W-R#	Description	Min.	Box
0523010	2" IPS	1	12



**STAINLESS STEEL FLOOR DRAIN COVERS**

W-R#	Description	Min.	Box
0541002	2" Floor Drain	1	12
0541004	3" Floor Drain	1	12
0541006	4" Floor Drain	1	12



**GALVANIZED STEEL CESSPOOL PLATES**

W-R#	Description	Min.	Box
2210006	6" x 6"	1	10
2210008	8" x 8"	1	10
2210010	10" x 10"	1	10
2210012	12" x 12"	1	10



**GALVANIZED FLOODSTOPPER**

W-R#	Description	Min.	Box
2535004	3" Floor Drain	1	12
2535006	4" Floor Drain	1	12



**SURESEAL® TRAP SEAL INSERTS**



W-R#	Description	Min
2536002	2" SS2009V	1
2536004	3" SS3009V	1
2536008	4" SS4009V	1

**WASTES & DRAINS**



**BRASS  
SWIVEL TRAPS  
L.A. PATTERN**

W-R#	Size	Finish	Cleanout?
1212002	1 1/2" x 1 1/4"	RB	Less C/O
1212004	1 1/2" x 1 1/4"	RB	With C/O
1212010	2" x 1 1/2"	RB	With C/O
1212000	1 1/2"	RB Sweat	Less C/O
1212006	1 1/2" x 1 1/4"	CP	Less C/O
1212008	1 1/2" x 1 1/4"	CP	With C/O



**N.Y. REGULATION  
TRAP**

W-R#	Size	Finish	Cleanout?
1214004	1 1/2"	CP	With C/O
1214006	2 x 1 1/2"	RB	With C/O



**BRASS TRAP  
CLEANOUT PLUG**

W-R#	Size	Finish	Min	Box
1217006	1 1/4"	CP	1	12

- Fits most cast brass LA & NY regulation traps



**BRASS TUBULAR  
"P" TRAPS**

Traps less cleanout: 22 ga  
Traps with cleanout: 20 ga

W-R#	Size	Finish	Cleanout?
1205006	1 1/4"	CP	Less C/O
1205008	1 1/2"	RB	Less C/O
1205012	1 1/2"	CP	Less C/O
1206008	1 1/2"	CP	With C/O
1205013	1 1/2" 17g	CP	Less C/O



**MILWAUKEE UTILITY  
TRAP**

W-R#	Size	Finish	Cleanout?
1201004	1 1/2"	CP	Less C/O

- 20 gauge

**WASTES & DRAINS**



**BRASS TUBULAR  
"J" BENDS**

W-R#	Size	Finish	Min	Box
<b>1210010</b>	1 1/2"	CP	1	12


- 22 gauge



**BRASS TUBULAR  
"S" TRAP**

W-R#	Size	Finish	Cleanout?
<b>1203002</b>	1 1/4"	CP	Less C/O
<b>1203010</b>	1 1/2"	CP	Less C/O

- 22 gauge



**"CROWN" RUBBER  
TRAP PLUG**



Carded#	Bulk#	Description	Size
<b>1218002</b>	--	Assorted	
<b>1218004</b>	<b>1218010</b>	Small	3/4"
<b>1218006</b>	<b>1218012</b>	Large	7/8"
<b>1218008</b>	<b>1218014</b>	Jumbo	1 1/16"



**WASTE BENDS  
-SLIP JOINT-  
22 GAUGE**

W-R#	Size	Finish	Min	Box
<b>0101002</b>	1 1/2" x 6"	RB	1	25
<b>0101004</b>	1 1/2" x 8"	RB	1	25
<b>0101008</b>	1 1/2" x 12"	RB	1	25
<b>0101048</b>	1 1/2" x 12"	CP	1	25
<b>0101012</b>	1 1/2" x 18"	RB	1	25
<b>0101016</b>	1 1/2" x 24"	RB	1	25



**WASTE BENDS  
-DIRECT CONNECTION-  
22 GAUGE**

W-R#	Size	Finish	Min	Box
<b>0102008</b>	1 1/2" x 12"	RB	1	25
<b>0102016</b>	1 1/2" x 24"	RB	1	25



**FLANGED TAILPIECE  
22 GAUGE**

W-R#	Size	Finish	Min	Box
<b>0104004</b>	1 1/2" x 6"	RB	1	25
<b>0104006</b>	1 1/2" x 8"	RB	1	25
<b>0104030</b>	1 1/2" x 8"	CP	1	25
<b>0104010</b>	1 1/2" x 12"	RB	1	25
<b>0104034</b>	1 1/2" x 12"	CP	1	25
<b>0104012</b>	1 1/2" x 18"	RB	1	25

**WASTES & DRAINS**



**SLIP-JOINT  
EXTENSION TUBE  
22 GAUGE**

W-R#	Size	Finish	Min	Box
0108018	1 1/4" x 6"	CP	1	25
0108020	1 1/4" x 8"	CP	1	25
0108024	1 1/4" x 12"	CP	1	25
0108032	1 1/2" x 12"	CP	1	25
0108016	1 1/2" x 12"	RB	1	25



**EXTENSION TUBE  
22 GAUGE**

W-R#	Size	Finish	Min	Box
0107016	1 1/2" x 12"	RB	1	25
0107040	1 1/4" x 12"	CP	1	25



**THREADED TUBES  
(T.B.E.'S)**

W-R#	Size	Finish	Gauge
0109030	1 1/4" x 8"	CP	20
0109008	1 1/4" x 12"	RB	20
0109034	1 1/4" x 12"	CP	20
0109054	1 1/4" x 12"	CP	17
0109044	1 3/8" x 12"	CP	20
0109016	1 1/2" x 12"	RB	20
0109042	1 1/2" x 12"	CP	20



**8" REDUCING  
TAILPIECE**

W-R#	Size	Finish	Gauge
0106002	1 1/2" Fine x 1 1/4"	CP	17



**PLUMBEREX®  
ADA-APPROVED  
UNDERSINK  
PROTECTIVE COVERS**



W-R#	Description	Min	Box
1863002	White Trap Gear	1	6

- "Trap Gear" set includes covers for trap, 2 stops, and 2 risers.
- Vinyl cover insulates P-trap & risers to make existing installation ADA compliant.

**WASTES & DRAINS**



**LONG-SWEEP  
DISHWASHER  
TAILPIECE**

W-R#	Size	Finish	Min	Box
0117022	1 1/2" x 8"	RB	1	25
0117024	1 1/2" x 10"	RB	1	25
0117026	1 1/2" x 12"	RB	1	25

- 22 gauge



**HEAVY-DUTY  
3-PIECE DISHWASHER  
TAILPIECE**



W-R#	Size	Finish	Min	Box
0117050	1 1/2" x 12"	RB	1	25

- 3 piece design  
- Brass slipnut  
- 1/2" CTS inside, 3/4" CTS outside connection



**CAST BRASS WASHING  
MACHINE TEE  
- SLIP JT. -**

W-R#	Side Outlet	Min	Box
1512002	3/4" MIP x 1/2" FIP	1	10
1512004	3/4" MH x 1/2" SWT	1	10



**CAST BRASS WASHING  
MACHINE TEE  
- THREADED -**

W-R#	Size	Finish	Min	Box
1511002	3/4" MIP x 1/2" FIP		1	10
1511004	3/4" MH x 1/2" SWT		1	10



**DOUBLE OFFSET**

W-R#	Size	Finish	Min	Box
0115002	1 1/4"	RB	1	25
0115006	1 1/4"	CP	1	25
0115004	1 1/2"	RB	1	25
0115008	1 1/2"	CP	1	25

- 22 gauge



**SINK FUNNEL**

W-R#	Size	Finish	Min	Box
0110004	1 1/2" x 8"	RB	1	25



**CAST IRON  
SINK COLLARS**

W-R#	Description	Min.	Box
0509500	2"ID	1	12

- 3 1/2" between centers

**WASTES & DRAINS**



**CHROME-PLATED  
SLIP-JOINT ELBOW**

W-R#	Size	Finish	Min	Box
0112024	1 1/4" x 6"	CP	1	12
0112026	1 1/4" x 8"	CP	1	12
0112030	1 1/4" x 12"	CP	1	12

- 22 gauge



**TANK ELBOW**

W-R#	Size (A-B-C)	Finish	Min	Box
0113002	2" x 4" x 6"	CP	1	6
0113004	2" x 5" x 7"	CP	1	6
0113006	2" x 6" x 8"	CP	1	6

- 22 gauge



**FLANGED  
COVER TUBE**

W-R#	Size	Finish	Min	Box
0116002	2"OD x 6"	CP	1	25

- Fit over 1 1/2" IPS Pipe for use as a bell escutcheon  
- 22 gauge



**DOUBLE SLIP  
COUPLING**

W-R#	Size	Finish	Min	Box
1501002	1 1/4"	CP	1	6
1501004	1 1/2"	CP	1	6



**DOUBLE SLIP  
90° ELBOW**

W-R#	Size	Finish	Min	Box
1502002	1 1/4"	CP	1	6
1502004	1 1/2"	CP	1	6
1502008	1 1/2"	RB	1	6



**DOUBLE SLIP  
45° ELBOW**

W-R#	Size	Finish	Min	Box
1506002	1 1/4"	CP	1	6
1506004	1 1/2"	CP	1	6



**SLIP TEE**

W-R#	Size	Finish	Min	Box
1504004	1 1/2"	CP	1	6
1504008	1 1/2"	RB	1	6

**WASTES & DRAINS**



**TEE AND TAILPIECE**

W-R#	Size	Finish	Min	Box
1508002	1 1/2"	RB	1	6



**TWIN ELBOW**

W-R#	Size	Finish	Min	Box
1509002	1 1/2"	RB	1	6



**GROUND JOINT CONNECTIONS  
(DESANCO FITTINGS)**

W-R#	Size	Box
1510004	1 1/4"OD x 1 1/4" Male	25
1510006	1 1/4"OD x 1 1/2" Male	25
1510002	1 1/2"OD x 1 1/2" Male	25
1510000	1 1/2"OD x 1 1/2" Male x Swt	25

- Furnished with nylon slip joint washers

1510008	1 1/4"OD x 1 1/4" Female	25
1510009	1 1/4"OD x 1 1/2" Female	25
1510010	1 1/2"OD x 1 1/2" Female	25



**COPPER x MALE TRAP ADAPTER**

W-R#	Size	Box
2104006	1 1/2" Sweat x 1 1/2" MIP	25

- For 1 1/2" Copper Pipe



**TUBULAR SWEAT RINGS**

W-R#	Size	Finish	Min	Box
2110004	1 1/2" Tubular x 1 1/4" Male			25
2110006	1 1/2" Tubular x 1 1/2" Male			25



**BLANK CAPS**

W-R#	Size	Finish	Min	Box
0914002	1 1/2"	CP	10	10



**WASTES & DRAINS**



Zinc Die-Cast

**DIE-CAST SLIPNUTS**

Size	Brass-plated	Chrome-plated	Box
1 1/4" x 1 1/4"	<b>0901002</b>	<b>0902002</b>	25
1 1/2" x 1 1/2"	<b>0901004</b>	<b>0902004</b>	25
1 1/2" x 1 1/4"	<b>0901006</b>	<b>0902006</b>	25
1 1/2" x 1 3/8"	<b>0901008</b>	<b>0902008</b>	25
2" x 2"	<b>0901010</b>	<b>0902010</b>	10
2" x 1 1/2"	-	<b>0902012</b>	10



Solid Brass

**SOLID-BRASS SLIPNUTS**



0903007  
Extra-Heavy

Size	Rough Brass	Chrome-Plated	Box
1 1/4" x 1 1/4"	<b>0903002</b>	<b>0904002</b>	25
1 1/2" x 1 1/2"	<b>0903004</b>	<b>0904004</b>	25
1 1/2" Heavy	<b>0903007</b>	-	25
1 1/2" x 1 1/4"	<b>0903006</b>	<b>0904006</b>	25
1 1/2" x 1 3/8"	<b>0903010</b>	<b>0904010</b>	10
2" x 2"	<b>0903008</b>	<b>0904008</b>	10



**1 1/2" PVC SLIPNUT**



W-R#	Size	Min	Box
<b>1109506</b>	1 1/4" PVC	25	25
<b>1109508</b>	1 1/2" PVC	25	25



**TWO-PIECE PVC SLIPNUTS**

W-R#	Size	Min	Box
<b>0905002</b>	1 1/4"	1	1
<b>0905004</b>	1 1/2"	1	1

- Replace broken slipnuts quickly and easily.



**1 1/2" PVC P-TRAP WITH ADAPTER**

W-R#	Size	Min	Box
<b>1101002</b>	1 1/2" P-Trap	1	25



**PVC P-TRAPS LESS ADAPTER**

W-R#	Size	Min	Box
<b>1101004</b>	1 1/4" P-Trap	1	25
<b>1101003</b>	1 1/2" P-Trap	1	25



**PVC S-TRAPS**

W-R#	Size	Min	Box
<b>1104004</b>	1 1/4" S-Trap	1	12
<b>1104002</b>	1 1/2" S-trap	1	12

**WASTES & DRAINS**



**1 1/2" X 16" PVC  
END-OUTLET WASTES**

W-R#	Size	Min	Box
1105002	Slip Joint	1	12



**1 1/2" X 16" PVC  
CENTER-OUTLET  
WASTES**

W-R#	Size	Min	Box
1105006	Slip Joint	1	12



**1 1/2" X 15"  
PVC WASTE ARMS**

W-R#	Size	Min	Box
1108005	Slip Joint	1	25
1108006	Direct Connect	1	25



**1 1/2" PVC OFFSET**

W-R#	Size	Min	Box
1108202	Offset	1	25



**1 1/2" PVC SLIP  
ELBOWS**

W-R#	Size	Min	Box
1109002	90° Elbow	1	25
1109004	45° Elbow	1	25



**1 1/2" PVC SLIP  
COUPLING**

W-R#	Size	Min	Box
1109006	Coupling	1	25



**1 1/2" PVC SLIP TEE**

W-R#	Size	Min	Box
1109008	Tee	1	25



**1 1/2" PVC FLANGED  
TAILPIECE**

W-R#	Size	Min	Box
1110010	1 1/2" X 12"	1	25

**WASTES & DRAINS**



**1 1/2" PVC SLIP  
EXTENSION TUBE**

W-R#	Size	Min	Box
1114006	1 1/2" X 12"	1	25



**1 1/2" X 8" PVC BRANCH  
TAILPIECES**

W-R#	Size	Outlet	Min	Box
1116004	Slip Joint		1/2	25
1116006	Direct Connect		1/2	25



**FLEXIBLE TAILPIECES**

W-R#	Size	Min	Box
1661002	1 1/4" Slip	1	25
1661000	1 1/2" Slip	1	25
1661004	1 1/2" Direct Connect	1	25



**3/4" PVC  
CONDENSATE TRAPS**

W-R#	Size	Min	Box
1207002	P-Trap	1	12
1207004	Running Trap	1	12



**E-Z TRAP® CLEAR  
CONDENSATE TRAPS**

W-R#	Size	Min
1207052	3/4" EZTrap EZT-113	1
1207090	Brush for EZ EZT-406	1

- EZ Traps' clear tubing allows for visual inspection & easy cleaning of condensate trap.



**PVC SADDLES**



W-R#	Size	Min
0422302	3" X 2" Less Gasket	1
0422304	4" X 2" Less Gasket	1
0422306	4" X 3" Less Gasket	1
0422308	4" X 4" Less Gasket	1



**PVC MULTI-USE  
COUPLINGS**



W-R#	Size	Min
2566002	2" X 3"	1
2566004	3" X 4"	1

- Adapts different sizes of SCH40 PVC pipe.

**WASTES & DRAINS**



**LEAD FITALL PLUG**

W-R#	Size	Min	Box
2424002	2"	1	24
2424004	2½"	1	24
2424006	3"	1	24
2424008	3½"	1	24
2424010	4"	1	24
2424012	4½"	1	24
2424014	5"	1	24
2424016	5½"	1	24
2424018	6"	1	24



**RAISED-HEAD BRASS PLUGS  
-SOUTHERN CODE-**

W-R#	Size	Min	Box
2424200	1 1/2"	1	12
2424202	2"	1	12
2424204	2½"	1	12
2424206	3"	1	12
2424208	3½"	1	12
2424210	4"	1	12
2424214	6"	1	12



**COUNTERSUNK BRASS PLUGS  
-SOUTHERN CODE-**

W-R#	Size	Min	Box
2424300	1 1/2"	1	12
2424302	2"	1	12
2424304	2½"	1	12
2424306	3"	1	12
2424308	3½"	1	12
2424310	4"	1	12
2424314	6"	1	12



**COUNTERSUNK PVC CLEANOUT PLUGS**



W-R#	Size	Min	Box
2424802	2"	1	12
2424804	2½"	1	12
2424806	3"	1	12
2424808	3½"	1	12
2424810	4"	1	12



**COUNTERSUNK PVC CLEANOUT PLUGS  
WITH BRASS INSERT**



W-R#	Size	Min	Box
2425102	2"	1	12
2425104	2½"	1	12
2425106	3"	1	12
2425108	3½"	1	12
2425110	4"	1	12

**WASTES & DRAINS**



**STAINLESS STEEL  
EXTENSION COVER  
PLATES**

**4" EXTENSION COVER  
SCREW**

W-R#	Size	Min	Box
2424404	4"	1	12
2424406	5"	1	12
2424408	6"	1	12
2424410	8"	1	1
2424502	4" Screw	12	12



**CHROME-PLATED  
BRASS TRAP COVERS**

W-R#	Size	Min	Box
2211004	5¾" Raised	1	12
2211002	5¾" Flat	1	12



**ECONO-PLUGS**

W-R#	Size	Min	Box
1837220	1½"	1	25
1837222	2"	1	25
1837224	3"	1	25
1837226	4"	1	25
1837228	6"	1	25



**ECONO-CAPS**

W-R#	Size	Min	Box
1837502	1½"	1	25
1837504	2"	1	25
1837506	3"	1	25
1837508	4"	1	25



Unique flanged design

**RED-RUBBER  
TEST PLUG**



W-R#	Size	Min	Box
1837200	1½"	1	25
1837202	2"	1	25
1837204	3"	1	25
1837206	4"	1	25



**MARQ-2 TEST CAP**



W-R#	Size	Min	Box
1837400	1½"	1	25
1837402	2"	1	25
1837404	3"	1	25
1837406	4"	1	25

**WASTES & DRAINS**



**TERMINATION VENT WITH 304SS SCREEN**



Patent# D715,409

W-R#	Description	Min	Box
2202050	2"	1	10
2202052	3"	1	10
2202054	4"	1	10
2202056	6"	1	10

2202060	1"	1	10
---------	----	---	----

- Push into hub for easy flush installation.
- Patented condensate channel prevents buildup & freezing



**PVC TERMINATION SCREEN**

W-R#	Description	Min.	Box
2202010	2" Screen	1	12
2202012	3" Screen	1	12



**FRESH AIR PLATE**

W-R#	Description	Min.	Box
2202002	7" Diameter	6	6

- Galvanized Steel

**CLAMP FOR FRESH AIR PLATE**



2203004	Spring clamp	1	6
---------	--------------	---	---



**PVC KNOCK-OUT TEST CAPS**

W-R#	Size	Min	Box
1836002	1 1/2"	10	10
1836004	2"	10	10
1836006	3"	10	10
1836008	4"	10	10




**PVC DUAL-FIT TEST CAPS**



W-R#	Size	Min	Box
1836202	1 1/2" X 2"	1	6
1836204	3" X 4"	1	6

- Dual-Fit test caps reduce inventory SKU's by providing two caps in one!

**WASTES & DRAINS**



**“CROWN” RUBBER TRAP PLUG**



Carded#	Bulk#	Description	Size
1218002	--	Assorted	
1218004	1218010	Small	3/4"
1218006	1218012	Large	7/8"
1218008	1218014	Jumbo	1 1/16"



**CAST IRON WING NUT TEST PLUG**

W-R#	Size	Min	Box
1837002	2"	1	10
1837004	3"	1	10
1837006	4"	1	6
1837008	5"	1	4
1837010	6"	1	2



**INFLATABLE TEST BALLS**

W-R#	Size	Min	Box
1833004	2"	1	6
1833006	3"	1	4
1833008	4"	1	2

Max. Air Pressure: 13 psi  
 Max. Water Pressure: 30 ft



**PNEUMATIC TEST PLUGS**

W-R#	Size	Water Head	Min	Box
1832002	2"	30 Feet	1	6
1832004	3"	30 Feet	1	4
1832006	4"	30 Feet	1	2

- Pneumatic Plug threads into test tee to prevent spillage or loss of plug.



**GAS PROVING PUMP**

W-R#	Size	Min	Box
1838002	60 psi	1	12



**PUMP EXTENSION HOSES**

W-R#	Size	Min	Box
1838502	2 ft	1	6
1838504	3 ft	1	6

# WAL-RICH SHOWER PAN LINER

Wal-Rich Shower Pan Liner is a blue **40-mil PVC sheet membrane** used in concealed waterproofing applications.

Its primary use is in tile shower installation, and may also be used to waterproof decks, steam rooms, gang showers, reflecting pools, and fountains. Its flexibility and ease of use makes it a great alternative to sheet lead and copper.




Wal-Rich Shower Pan Liner exceeds the standards established in **ASTM D4551-01** for Vinyl Pan Liners and is IAPMO-approved.

Available in 4', 5', and 6' widths, and 40 foot and 100 foot lengths.



### 40 MIL SHOWER PAN LINER

W-R#	Size	Sq.Ft.	Weight
<b>1920008</b>	4' x 40'	160	45 lbs.
<b>1920010</b>	5' x 40'	200	60 lbs.
<b>1920012</b>	6' x 40'	240	70 lbs.
<b>1920014</b>	4' x 100'	400	128 lbs.
<b>1920016</b>	5' x 100'	500	155 lbs.
<b>1920018</b>	6' x 100'	600	175 lbs.



### PREFAB PAN-LINER CORNERS

W-R#	Description	Min
<b>1920050</b>	Inside Corner	1



### WAL-RICH SHOWER PAN LINER CEMENT

W-R#	Size	Min	Box
<b>1013012</b>	1 pt.	1	12

- Medium bodied cement used exclusively on PVC-based shower pan liners.



**WAL-RICH SHOWER PAN LINER  
INSTALLATION GUIDELINES**

**PREPARATION**

The structural subfloor must be clean, reasonably smooth, and free of holes, cracks and sharp projections. Nail heads should be driven flush or recessed.

Blocking between studs is recommended to support the upturned shower pan liner.

Subfloor or substrate should be sloped per code requirements, towards the drain, and must contain no depressions where water will accumulate. On smaller areas, pitching may not be a code requirement. We recommend a pitched subfloor whenever possible.

Drains must be suitably designed for use with a flexible membrane. They must incorporate a clamping device and weep holes.

**MATERIALS**

W-R Shower Pan Liner.

W-R Shower Pan Liner Cement. Alternatively, certain other medium bodied PVC shower pan liner cements may be used, such as IPS Weld-On. Regular PVC pipe cement cannot be used with our liner, nor can products designed for CPE based material such as Noble companies Chloraloy®.

Wide head nails for tacking upturn of liner.

**INSTALLATION**

Line the area with W-R Shower Pan Liner. Allow for 3" upturn when cutting the liner.

Turn the liner up on all sides, fold and glue the corners.

Secure the liner to side walls using nails or staples ½" from the top. Lay excess material over the dam, if any, and fasten on the outside face.

The drain is fitted by pressing firmly on the liner to show the outline of the drain body opening. Cut opening, taking care not to cut beyond the perimeter of the clamping ring of the drain. Notch material to expose the tappings in the drain body, or punch out bolt holes by placing the round end of a ball pean hammer over the holes and tapping until the bolt hole has been cut.

Caulk sealant may optionally be used to improve the seal between the clamping ring and the liner. Be sure not to block weep holes with any sealants.

Fit and tighten clamping ring firmly to create a watertight seal.

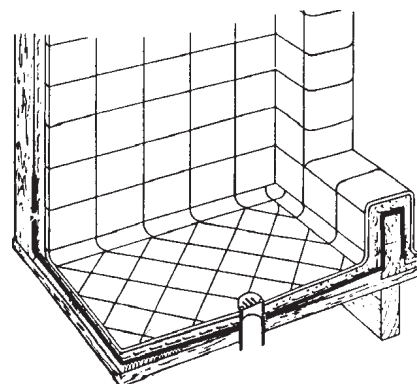
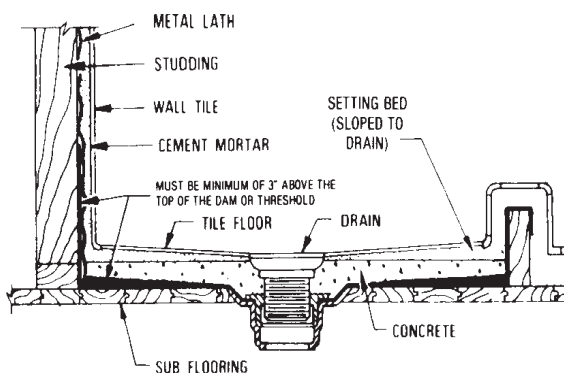
Where large areas are to be protected, (steam rooms, gang showers, etc.), sheets may be joined. W-R Shower Pan Liner Cement provides a watertight, permanent seam. Allow for a 3" lap seam, and 6" when using a cap seam. Roughen both surfaces with a clean wire brush, working 3 feet at a time. Allow to cure for 24 hours before stressing.

Test installation by filling shower pan with water. If leaking is detected, first retighten the drain clamping ring. Inspect the ring to be certain that it is not warped and that it mates properly with drain body. In some cases it is possible to create a glue seal by gluing a second layer of W-R Shower Pan Liner around the drain body and reassembling the drain.

**LIMITATIONS**

W-R Shower Pan Liner is intended for installation with a full mortar bed. Thin bed tile installations may require a different installation.

Our installation guidelines are general descriptions and are based on information which we believe to be reliable. Because specific use, installation and material cannot be controlled by Wal-Rich Corporation, our warranty is limited to the replacement of defective product.



**TUB & SHOWER SPECIALTIES**



**CHROME-PLATED  
OVERRIM SPOUT**

W-R#	Size	Length	Min	Box
<b>0620002</b>	1/2" FIP	5"	1	25
<b>0620007</b>	1/2" FIP	7"	1	25

- Zinc Die Cast



**CHROME-PLATED  
DIVERTER SPOUT**

W-R#	Size	Material	Min	Box
<b>0620004</b>	1/2-3/4"	Die Cast	1	25
<b>0620005</b>	1/2-3/4"	Hvy Brass	1	25

- Furnished with 1/2"-3/4" face bushing (back mount)



**CHROME-PLATED  
FRONT CONNECTION  
DIVERTER SPOUT**

W-R#	Size	Length	Min	Box
<b>0620008</b>	1/2"	5"	1	25
<b>0620009</b>	1/2"	7"	1	25



**CHROME-PLATED  
SLIP-ON SPOUT**

W-R#	Size	Type	Min	Box
<b>0620001</b>	Overrim		1	25
<b>0620003</b>	Diverter		1	25

- Slip on spout fits 1/2" copper with set screw and O-Ring seal



**BRASS TWIN ELBOW  
FOR DIVERTER SPOUT**

W-R#	Description	Min	Box
<b>0621002</b>	3/4"FIP x 1/2"FIP	1	12



**CHROME-PLATED  
SPOUTS FOR  
PERSONAL SHOWERS**

W-R#	Description	Min	Box
<b>0604012</b>	1/2" MIP Side Connection	1	12



**SPOUTS FOR  
"ADD-A-SHOWERS"**

W-R#	Description	Min	Box
<b>0614010</b>	3/8" Top Outlet	1	12

**TUB & SHOWER SPECIALTIES**



**PERSONAL SHOWER**

W-R#	Description	Min	Box
<b>0615002</b>	Personal Shower	1	10

- Contains:
  - Hand-held unit with shutoff lever
  - 59" hose
  - Plastic wall bracket



**CHROME-PLATED HOSE FOR PERSONAL SHOWER**

W-R#	Size	Min	Box
<b>0615004</b>	59"	1	10

- Corrugated metal hose.



**CHROME-PLATED #0 BATHCOCK**

W-R#	Description	Min	Box
<b>0705002</b>	#0 Bathcock	1	10

- 3 3/8" Center



**CP BRASS HEAVY-DUTY BATHCOCK FOR "ADD-A-SHOWER"**

W-R#	Description	Min	Box
<b>0614005</b>	Bathcock	1	24
<b>A000217</b>	Replacement Handles & Stems	1	12

- Heavy-duty brass construction
- 3 3/8" center-to-center
- Chrome-plated die-cast metal spout



**CP BRASS "CODE" BATHCOCK FOR "ADD-A-SHOWER"**

W-R#	Description	Min	Box
<b>0614014</b>	Code Bathcock	1	10

- 3 3/8" Center
- 3/8" top outlet
- Spout elevated above rim to comply with local codes.



**CHROME-PLATED BATHCOCK COUPLING**

W-R#	Description	Min	Box
<b>0625002</b>	Coupling	1pr.	6 pr.

- 1/2" MIP x 3/4" FIP Swivel



**CHROME-PLATED OFFSET BATH SUPPLIES**

W-R#	Description	Min	Box
<b>0219002</b>	CP Bath Supplies	1pr.	6 pr.

- 1/2" OD x 21 1/2" long
- With bell flanges



**TUB & SHOWER SPECIALTIES**

**“ADD-A-SHOWERS”  
WITH  
RECTANGULAR RING**



W-R#	Type	Aluminum Ring
<b>0614004</b>	W/Bathcock	24" x 42"
<b>0614009</b>	W/Code Bathcock	24" x 42"

Components:

- 0614005 Heavy CP Brass Bathcock or
- 0614014 CP Brass Code Bathcock
- 0614020 CP 57" Riser
- 0608014 Plastic shower head
- A000182 3/4" x 24" x 42" **aluminum** ring
- A000176 CP ring/riser bracket
- 0605013 3/4" Loop & flange kit
- 0605012 Standard loop & flange kit
- 0605002 6" support rod
- 0605006 24" support rod



0614002

**“ADD-A-SHOWERS”  
- LESS RING -**

W-R#	Type	No Ring
<b>0614002</b>	With Heavy Duty Bathcock	
<b>0614008</b>	With Diverter Spout	
<b>0614011</b>	With Code Bathcock	



**“ADD-A-SHOWERS”  
WITH ALUMINUM  
D-SHAPED RING**

W-R#	Type	Aluminum Ring
<b>0614050</b>	With Bathcock	4 1/2' D
<b>0614055</b>	With Bathcock	5' D

<b>0614057</b>	W/Code Bathcock	4 1/2' D
<b>0614059</b>	W/Code Bathcock	5' D

- Aluminum tubing
- Support rods are 36" universal-fit.

**TUB & SHOWER SPECIALTIES**



**CHROME-PLATED  
SOLID BRASS DELUXE  
SHOWER HEAD**

W-R#	Size	GPM	Min	Box
<b>0608018</b>	1 3/4"	2.5	1	10
<b>0608020</b>	2 1/4"	2.5	1	10
<b>0608021</b>	3"	2.5	1	6



**CHROME-PLATED  
MASSAGE SHOWER  
HEAD**

W-R#	Description	Min	Box
<b>0608028</b>	Massage Head	1	12

- 1/2" connection  
- 2.5 GPM



**CHROME-PLATED  
HAND HELD MASSAGE  
SHOWER UNIT**

W-R#	Description	Min	Box
<b>0608030</b>	Handheld Unit	1	10

- Furnished with hose and wall bracket

<b>0608031</b>	Washer only	25	25
----------------	-------------	----	----



**CHROME-PLATED  
DIE CAST ADJUSTABLE  
SHOWER HEAD**

W-R#	Description	Min	Box
<b>0608010</b>	2" Adjustable	1	12



**CHROME-PLATED  
DIE CAST "STAR"  
SHOWER HEAD**

W-R#	Description	Min	Box
<b>0608016</b>	2" Star	1	25

- 2.5 GPM  
- White plastic removable face



**CP PLASTIC  
"STREAM-LINER"  
SHOWER HEAD**

W-R#	Description	GPM	Min	Box
<b>0608014</b>	2"	2.5	1	25

- White plastic removable face

W-R#	Description	GPM	Min	Box
<b>0608214</b>	2" Low Flow	1.5	1	25
<b>0608114</b>	2" Low Flow	1.0	1	25

**TUB & SHOWER SPECIALTIES**



**CHROME-PLATED BRASS "MINI" SHOWER HEADS**

W-R#	Size	Min	Box
<b>0608026</b>	1" Mini	1	12
<b>0608032</b>	1" with Shutoff	1	12

- 1/2" connection
- 2 GPM head with internal restrictor



**CHROME-PLATED 6" "RAIN" HEAD**

W-R#	Size	Min	Box
<b>0608007</b>	6" Rain	1	12

- Chrome-plated Die Cast Body
- Black Plastic Face



**FLOW RESTRICTORS**

W-R#	Finish	Box
<b>2311502</b>	2.5 GPM Rubber	25
<b>2311500</b>	2.5 GPM Plastic	25



**SHOWER CONTROL VALVE**

W-R#	Size	Min	Box
<b>0609002</b>	1/2" I.P.S.	1	12

- Chrome-plated brass
- Positive shutoff



**DIVERTER VALVE FOR PERSONAL SHOWER**

W-R#	Size	Min	Box
<b>0611002</b>	1/2"M x 1/2"F	1	6

- Chrome-plated brass



**SELF-CLOSING SHOWER VALVE WITH CHAIN**

W-R#	Size	Min	Box
<b>0610002</b>	1/2" I.P.S.	1	6

- Chrome-plated brass

**TUB & SHOWER SPECIALTIES**



**SHOWER ARM  
ESCUTCHEONS - WITH  
SET SCREW**

W-R#	Finish	Min	Box
<b>0619002</b>	Chrome - O/S	10	50
<b>0619004</b>	Chrome - N/S	10	50

- 1/2" X 2 1/2"OD  
- O/S: Old Style  
- N/S: New Style



**BRASS  
SHOWER ARMS**

W-R#	Length	Finish	Angle
<b>0618002</b>	1/2" x 6"	Chrome	45°
<b>0618004</b>	1/2" x 8"	Chrome	45°
<b>0618006</b>	1/2" x 10"	Chrome	45°
<b>0618008</b>	1/2" x 12"	Chrome	45°

<b>0618010</b>	1/2" x 10"	Chrome	90°
<b>0618012</b>	1/2" x 12"	Chrome	90°

W-R#	Length	Finish	Angle
<b>0618030</b>	1/2" x 6"	PVD Brass	45°
<b>0618040</b>	1/2" x 6"	Brushed Nickel	45°



**10" 'S' LOW TO HIGH  
SHOWER ARM**

W-R#	Description	Finish
<b>0618022</b>	'S' shower arm	Chrome

- Adds 10" to the height of the shower head



**ADJUSTABLE ANGLE  
SHOWER ARM**

W-R#	Description	Finish
<b>0618020</b>	10" adjustable	Chrome

- Allows complete adjustment of shower arm to raise or lower shower head by up to 10"



**1/2" DROP-EAR ELBOW**

W-R#	Description	Box
<b>4623002</b>	Lead-Free	12

- 1/2" CTS x FIP



**1/2" EZ-PLUG**

W-R#	Description	Min	Box
<b>2425004</b>	1/2" EZ-Plug	1	12

- EZ plug is used with drop-ear elbow to serve as a test plug and stubout.

**TUB & SHOWER SPECIALTIES**



**STRAIGHT ALUMINUM SHOWER RODS**

W-R#	Size	Flanges	Min	Box
0601008	5'	- None -	12	50
0601002	5'	Stamped Steel	12	50
0601012	6'	- None -	12	50
0601006	6'	Stamped Steel	12	50



**"L" - SHAPED ALUMINUM SHOWER RODS**



W-R#	Size	Assembly	Min	Bundle
0602002	5'	1-piece	6	12
0602021	5'	Sectional*	1	-
0602004	5½'	1-piece	6	12
0602022	5½'	Sectional*	1	-
0602006	6'	1-piece	6	12
0602024	6'	Sectional*	1	-

\* In order to ship via UPS, "L" rods must be shipped in Sectional format.

- All "L" rods are furnished with stamped flanges and support hardware



**"U" - SHAPED ALUMINUM SHOWER RODS**



W-R#	Size	Assembly	Min	Bundle
0602506	5'	1-piece	6	12
0602505	5'	Sectional*	1	-

\* In order to ship via UPS, "U" rods must be shipped in Sectional format.

- All "U" rods are furnished with stamped flanges and support hardware



**"D" - SHAPED ALUMINUM SHOWER RODS**



W-R#	Size	Assembly	Min	Bundle
0602706	5'	1-piece	6	12
0602705	5'	Sectional*	1	-

\* In order to ship via UPS, "D" rods must be shipped in Sectional format.

- All "U" rods are furnished with stamped flanges and support hardware



**TUB & SHOWER SPECIALTIES**



**CHROME-PLATED  
"D" BAR LOOP**

W-R#	Description	Min	Box
<b>0606002</b>	D-Loop	1	12

- for 1" OD shower rod tubing



**STAMPED STEEL  
SHOWER BAR FLANGE**

W-R#	Size	Min	Box
<b>0603002</b>	1"	1 pr.	50

- Chrome plated  
- Furnished with screws



**CHROME-PLATED  
ADJUSTABLE JIFFY  
FLANGE**

W-R#	Description	Min	Box
<b>0603004</b>	Metal	1 pr.	50
<b>0603006</b>	Plastic	1 pr.	50

- For installing shower bars without screws. Friction caps secure holders to wall - eliminate drilling.



**CHROME-PLATED  
JUMBO SHOWER BAR  
FLANGE**

W-R#	Description	Min	Box
<b>0603008</b>	Jumbo	1 pr.	50

**CEILING SUPPORT  
RODS & KITS**



Size	Complete Kit	Universal Kit
6"	<b>0604002</b>	-
18"	<b>0604004</b>	-
24"	<b>0604006</b>	<b>0604502</b>
30"	<b>0604008</b>	<b>0604504</b>
36"	<b>0604010</b>	<b>0604506</b>

- Complete Support Kits include 1" loop & flange and 1/8" nickel-plated steel TBE rod

- Universal Support Kits include 1" loop & flange and 1/8" nickel-plated steel TOE rod. 1" Loop has a set screw to allow the cutting of rod to desired length.



**CHROME-PLATED  
LOOP AND FLANGE  
FOR CEILING SUPPORT**

W-R#	Description	Min	Box
<b>0605012</b>	For 1" OD	1	25
<b>0605013</b>	For 3/4" OD	1	25
<b>0605014</b>	Universal, for 1" OD	1	25

**TUB & SHOWER SPECIALTIES**



**SHOWER CURTAIN PINS**

W-R#	Description	Min	Box
0607002	Curtain Pins	100	100



**SHOWER SPLASH GUARDS**

W-R#	Description	Min	Box
1691002	7" x 7"	1	12

- Pair to a bag
- Self-adhesive



**CHROME-PLATED RISER TO RING BRACKET**

W-R#	Description	Min	Box
0606502	3/8" to 1"	1	12

- for attaching Add-A-Shower risers to 1" shower rod



**TRIP LEVER FACE PLATE ASSEMBLY**

W-R#	Description	Min	Box
0626002	Chrome	1	24

- Less screws

W-R#	Description	Min	Box
0620020	Chrome	1	24
0626012	Brushed Nickel	1	12

- With screws



0531002

0626056

**CHROME-PLATED BLANK FACE PLATE FOR TRIP WASTE**

W-R#	Description	Min	Box
0626006	2 Hole	1	100
0626056	2 Hole with Screws	1	100



0531002	1 Hole	1	100
0531052	1 Hole with Screws	1	100



**CHROME-PLATED WASTE & OVERFLOW STRAINER PLATES**

W-R#	Description	Min	Box
0531000	Round	1	10

- 3 1/8" OD

**TUB & SHOWER SPECIALTIES**



**WASTE & OVERFLOW WASHER**

W-R#	Description	Min	Box
2716002	Rubber	1	25
2716001	Sponge Rubber	1	25




**TUB TRIM CONVERSION KITS**

W-R#	Description	Min	Box
0626025	Chrome	1	1
0626030	Brushed Nickel	1	1

Includes:

- Trip Plate Assembly
- 2 Trip Plate Screws
- Bath Shoe Grid
- 1 Bath Shoe Bolt



**FACE PLATE SCREWS**

W-R#	Description	Min	Box
0627002	Chrome	6	6
0627006	Pol. Brass	6	6
0627004	CP with ring	6	6

- 1 1/2" Long, 1/4" x 20T



2 7/8"

**BATH SHOE STRAINER GRID**

W-R#	Description	Min	Box
1407010	Stainless Steel	1	12
1407014	C.P. Brass	1	12
1407016	Polished Brass	1	6
1407018	Brushed Nickel	1	6



**BOLT FOR BATH SHOE GRIDS**

W-R#	Description	Min	Box
1407020	Chrome	12	12
1407022	Polished Brass	6	6

- 1/8" x 1 3/4"



**BATH SHOE FOR WASTE & OVERFLOW**

W-R#	Description	Min	Box
1407002	1 3/8" OD x 6"	1	6
1407004	1 1/2" OD x 6"	1	6
1407008	1 1/2" OD x 18"	1	-



**SCREW IN BATH SHOE STRAINER**

W-R#	Description	Min	Box
1407006	Strainer	1	6

- Stainless steel  
- 1 1/2" Diameter x 1" height



**FLAT BATH SHOE WASHER**

W-R#	Description	Min	Box
2716000	Black Rubber	25	25

**TUB & SHOWER SPECIALTIES**



**FITALL SINK & TUB STOPPERS**

W-R#	Description	Min	Box
1678020	1" - 1 3/8"	12	12
1678022	1 1/2" - 2"	12	12

- White molded rubber



**5" WHITE VINYL FLAT STOPPER**

W-R#	Description	Min	Box
1678030	5" stopper	1	6



**HAIR SNARE**

W-R#	Description	Min	Box
0527500	Hair Snare	6	6

- Fits most sink, wash tray, and tub drains. Keeps hair and other objects from clogging drains



**NICKEL-PLATED STOPPER RINGS**

W-R#	Description	Min	Box
1680002	Stopper Rings	25	100



**COUPLING FOR #10 (3/16") BEAD CHAIN**

W-R#	Description	Min	Box
1617002	Type A	100	100
1617004	Type B	100	100



**#10 NICKEL-PLATED BRASS BEADED CHAIN**

W-R#	Description	Min	Box
1616004	15" Piece	10	10
1616006	100' Roll	1	-

**TUB & SHOWER SPECIALTIES**



**CONNECTED WASTE AND OVERFLOW FOR CLAWFOOT TUB**

W-R#	Size	Tubular Finish	Trim
1401002	1 3/8"	RB	Chrome
1401006	1 3/8"	Chrome	Chrome

- Fits Essex-style tubs



**BRASS TRIP WASTE ASSEMBLY**

W-R#	Description	Min	Box
1404002	17 Gauge	1	12
1404010	20 Gauge	1	12

- Chrome-plated trip-plate  
- Chrome-plated bath shoe grid



**GERBER-STYLE SCHEDULE 40 PVC TRIP WASTE ASSEMBLY**

W-R#	Description	Min	Box
1404502	1 1/2" PVC	1	12

- Chrome-plated two-hole plate  
- Chrome-plated tip-toe drain



**PEENED STAINLESS STEEL GRAB BARS**

Size	1 1/4"	1 1/2"	Min	Box
18"	1370002	1371002	1	12
24"	1370004	1371004	1	12
30"	1370006	1371006	1	8
36"	1370008	1371008	1	8
42"	1370010	1371010	1	4
48"	1370012	1371012	1	4

- 18-gauge, T-304 stainless steel

- Concealed Flanges

**TUB & SHOWER SPECIALTIES**



**TRIP-WASTE ROD & SPRING ASSEMBLY**

- Fits Gerber & Price Pfister Trip Wastes

W-R#	Description	Min	Box
1402002	Trip Rod & Spring Only	1	12
1402100	Complete Kit w/Trip Plate & Screws		



**GENUINE FLIP IT® CHROME-PLATED TUB DRAIN**

W-R#	Description	Min	Box
1407620	For Tub	1	-

• Fits all makes of tub drains by selecting the proper O-Rings to completely seal the bath shoe.



**CHROME-PLATED TIP TOE DRAIN**

**TIP-TOE CARTRIDGE**

W-R#	Description	Min	Box
1407608	1 1/2"	1	12

- Fits Gerber bath shoes (coarse thread)

1407610	5/16" Cartridge	1	12
1407612	3/8" Cartridge	1	12



**CHROME-PLATED "LIFT AND LOCK" DRAIN**

W-R#	Description	Box
1407602	1 1/4" Fine Thread	12

- Fits Wal-Rich bath shoes

1407604	1 1/2" Coarse Thread	12
---------	----------------------	----

- Fits Gerber bath shoes



0623502



0623504



0623506



0623508

**ACRYLIC TRIM PLATES ("GOOF" PLATES)**

W-R#	Description	Dimension
0623502	Single Lever	8" x 14"
0623504	Two Handle	6" x 14"
0623506	Three Handle	6" x 14"
0623508	Tub Spout	3 1/2" OD

- Single Lever ID: 5"  
- All other ID's: 1 3/4"

**SHOWER DOOR SPECIALTIES**



**NYLON SHOWER DOOR ROLLERS**

W-R#	Size	Type	Min	Box
<b>SDP08</b>	3/4"	Flat	1 pr.	10
<b>SDP12</b>	3/4"	Round	1 pr.	10
<b>SDP16</b>	7/8"	Round	1 pr.	10



**UNIVERSAL SHOWER DOOR BRACKET & ROLLER**

W-R#	Size	Type	Min	Box
<b>0607102</b>	Bracket		1	10

- 4 holes allow universal height adjustment



**VINYL SHOWER DOOR SEAL**

W-R#	Description	Min	Box
<b>SDP04</b>	1 1/2" x 36" 1	6	



**SHOWER DOOR LATCH**

W-R#	Description	Min	Box
<b>SDP28</b>	1" Centers	1	6

- Used for hinged shower doors



**SHOWER DOOR BUMPER**

W-R#	Description	Min	Box
<b>SDP24</b>	3/4" Bumper	4	12

- Includes screws



**PLASTIC "REPLACE-A-BAR" TOWEL BARS**

W-R#	Description	Min	Box
<b>1645002</b>	24" Clear	12	12

- Fits all standard brackets - Can be cut to size.



**TOILET SPECIALTIES**



**KORKY® FLAPPER BALLS**



1330500 New Design



1330503



1330502 New Design



1330506



1330530



1330510



1330512



1330520

W-R#	Description	Lavelle#	Min
1330500	Korky®	54BP	12
1330502	Korky®Plus	2001BP	12
1330503	Korky®1.6	16BP	12
1330506	Korky®Adjustable	2004BP	12
1330508	Korky® Kohler	58BP	12
1330510	Korky® Classic	50BP	12
1330512	Korky® Classic	2000BP	12
1330516	Korky® Kohler	2010BP	12
1330518	Korky® Shark	2012BP	12
1330520	Korky® Ultra	100 BP	12
1330522	Korky® Blue Vinyl	52P	12
1330530	Korky® 3" Universal	3060BP	1
1330532	Korky® Class 5	3010BP	12
1330534	Korky® Titan	3030BP	12
1330536	Korky® Cadet 3	3040BP	12

**KORKY® QUIETFILL BALLCOCK**



Adjusts from 7" - 11"

W-R#	Description	Lavelle#	Min
1330552	Korky®Quietfill	528	1

- Universal, adjustable fit
- Easy to install
- Chlorine resistant
- Quietest fill



W-R#	Description	Lavelle#	Min
1330560	Replacement Cap	818BP	1

- Universal, adjustable fit
- Easy to install
- Chlorine resistant
- Quietest fill



**TOILET SPECIALTIES**



**TRIPLE-SEAL®  
TANK BALLS**

W-R#	Description	Gunk#	Min
1330000	Triple Seal	B-251	1 dz.
1329500	3" Triple Seal	B-252	1 dz.



**SEALMASTER®  
FLAPPERS**

W-R#	Description	Gunk#	Min
1330604	Sealmaster®	B-264V	1 dz.



**BLUE FLAPPER  
TO FIT  
AMERICAN STANDARD**

W-R#	Description	Min	Box
1331030	Blue Flapper	1	25

- Furnished with 9" stainless steel chain  
- Fits OEM#47146-007



**FLAPPER WITH FLOAT  
TO FIT AMERICAN  
STANDARD**

W-R#	Description	Min	Box
1331016	With Float	1	25

- Black Rubber  
- Fits OEM#738159-0070A



**FLAPPER TO FIT  
AMERICAN STANDARD &  
COAST 1.6**

W-R#	Description	Min	Box
1331014	With float	1	12

- Fits OEM#s: Am. Std.: 738071-0070A  
Coast: 53356  
Kohler: 81217



**3" FLAPPER TO FIT  
AMERICAN STANDARD  
CADET**

W-R#	Description	Min	Box
1331018	3" with chain	1	12

- Fits OEM#s: Am. Std.: 738920-0070A



**FLAPPER TO FIT CRANE**

W-R#	Description	Min	Box
1331010	With Slot	1	12

- Fits Drexel, Oxford, Neuday, & Criterion Tanks

**TOILET SPECIALTIES**



**FLAPPER TO FIT ELJER "LOW-BOY"**

W-R#	Description	Min	Box
<b>1331011</b>	"Low Boy"	1	12

- Fits Eljer Patrician, Windsor, and Canterbury Aqualine low-boy toilets
- White plastic with styrofoam ball



**3" FLAPPERS TO FIT KOHLER**

W-R#	Description	Min	Box
<b>1331054</b>	Fits Cimarron	1	12
<b>1331056</b>	Fits Class-5	1	12



**FLAPPER TO FIT KOHLER**

W-R#	Description	Min	Box
<b>1331004</b>	Black Rubber	1	12

- Fits OEM#49114



Styrofoam float

**FLAPPER TO FIT KOHLER 1.6 GPF**

W-R#	Description	Min	Box
<b>1331002</b>	1.6 Flapper	1	12

- Black molded rubber with styrofoam ball
- Fits OEM#83064



**NEW-STYLE FLAPPER TO FIT KOHLER RIALTO®**

W-R#	Description	Min	Box
<b>1331050</b>	Fits N/S Rialto®	1	12

- Red Chemical resistant rubber
- Furnished with 9" stainless steel chain
- Fits OEM#CSP5170



**NEW-STYLE FLAPPER TO FIT KOHLER AQUALINE®**

W-R#	Description	Min	Box
<b>1331052</b>	Fits Aqualine®	1	12

- Red Chemical resistant rubber
- Furnished with 9" stainless steel chain
- Fits OEM#84314



**3" FLAPPER TO FIT MANSFIELD**

W-R#	Description	Min	Box
<b>1331060</b>	3"	1	12

- Fits OEM#630-0207

**TOILET SPECIALTIES**



**FLAPPER TO FIT TOTO  
"POWER GRAVITY"  
TOILETS**

W-R#	Description	Min.	Box
<b>1331070</b>	Blue Flapper	1	12
- Fits OEM#THU140S			



**FLAPPER TO FIT TOTO  
"G-MAX" TOILETS**

W-R#	Description	Min.	Box
<b>1331072</b>	Red Flapper	1	12
- Fits OEM#THU138S			



**FLAPPER TO FIT TOTO  
WITH "CLEAR-CONE"**

W-R#	Description	Min.	Box
<b>1331074</b>	Flapper w/ Clear Cone	1	12
- Fits OEM#THU303			



**TEAL PREMIUM SILICON  
FLAPPER**

W-R#	Description	Min.	Box
<b>1331012</b>	Premium	1	25
- 100% silicone rubber for chlorine and abrasion resistance.			



**CLEAR VINYL FLAPPER  
WITH "TIME-TIPS"**

W-R#	Description	Min.	Box
<b>1331035</b>	"Time Tips"	1	12
- Clear vinyl is chemically resistant - Furnished with 5 "time-tips" to accommodate a variety of flush rates.			



**FLAPPER TO FIT  
GERBER AVALANCHE**



W-R#	Description	Min.	Box
<b>1331062</b>	3"	1	12
- Fits OEM#99-770			

**TOILET SPECIALTIES**



**WAL-RICH  
ECONOMY FLAPPERS**

W-R#	Description	Min.	Box
1331006	Black Vinyl	1	100
1331008	Black Rubber	1	100



**WAL-RICH  
ELJER-STYLE TANK  
BALLS**

W-R#	Description	Min.	Box
1330004	Fits Eljer	1 dz	-



**WAL-RICH  
TRIPLEX TANK BALLS**

W-R#	Description	Min.	Box
1330006	Triplex	1 dz	-
1330008	3" Triplex	1 dz	-



**LIFT WIRES**

W-R#	Description	Min.	Box
1319002	8" Upper	25	25
1320002	4½" Lower	25	25
1320004	5" Lower	25	25
1320006	5½" Lower	25	25



**BRASS OVERFLOW  
TUBES**

W-R#	Connection	Length	Gauge
1323002	1" x 1⅛"	10"	22 ga
1323010	1"	10"	22 ga

**TOILET SPECIALTIES**



**DOUGLAS FLUSHVALVE**

W-R#	Description	Min.	Box
1301004	Brass	1	12
1301008	Plastic with Flapper	1	50



**3" FLUSHVALVE**

W-R#	Description	Min.	Box
1301020	For 2 pc Toilets	1	12
1301022	For 1 pc. Toilets	1	12



**BEVELED FLUSHVALVE WASHER**

W-R#	Description	Min.	Box
2718001	Sponge	12	12
2718002	Rubber	12	12

- 3" O.D. x 2<sup>3</sup>/<sub>8</sub>" I.D. x <sup>3</sup>/<sub>8</sub>" High

**TOILET SPECIALTIES**



**#4 FLUSHVALVE FOR AMERICAN STANDARD**

W-R#	Description	REF#
------	-------------	------

**1304016** New Style #4 47107-007A

**1304018** Old Style #4 47086-007A



**#5 FLUSHVALVE FOR AMERICAN STANDARD**

W-R#	Description	Min.	Box
------	-------------	------	-----

**1304020** #5 1 -

- Replaces American Standard #47089-07



**#4 ACTUATOR**

W-R#	Description	Min.	Box
------	-------------	------	-----

**1304040** #4 Actuator only 1 -

- Replaces American Standard #147086



**#5 ACTUATOR**

W-R#	Description	Min.	Box
------	-------------	------	-----

**1304042** #5 Actuator only 1 -

- Replaces American Standard #173380



**#6 ACTUATOR**

W-R#	Description	Min.	Box
------	-------------	------	-----

**1304044** #6 Actuator only 1 -

- Replaces American Standard #72880.07



**CHAIN KIT TO FIT AMERICAN STANDARD FLUSHVALVES**

W-R#	Description	Min.	Box
------	-------------	------	-----

**1304010** Chain Kit 6 24

**1304012** Chain with Float 6 24

- Includes chain, clip & rubber grommet  
- Individually bagged



**REPLACEMENT FOR AMERICAN STANDARD SEAT DISC**

W-R#	Description	Min.	Box
------	-------------	------	-----

**1361002** Screw On 1 12

**1362004** Snap On 1 12

**1362006** Combination Snap/Screw 1 12

**TOILET SPECIALTIES**



**SEAL TO FIT  
AMERICAN STANDARD  
"CHAMPION"**

W-R#	Description	Min.	Box
2718010	Champion (3.5" OD)		
2718012	Champion 4 (4.5" OD)		



**"FEATHER" GASKET  
TO FIT  
AMERICAN STANDARD**

W-R#	Description	Min.	Box
2718004	Gasket	1	24

- 2 3/8"OD x 1 5/8"ID x 3/8" High



**REPAIR KIT FOR  
SERIES N-3055  
AMERICAN STANDARD**

W-R#	Description	Min.	Box
1304502	Repair Kit	1	12

• Repair Kit Contains Grommet, Stop, and Seal



**BALLCOCK REPAIR  
KITS TO FIT  
AMERICAN STANDARD**

W-R#	Description	Min.	Box
1304512	Repair Kit	1	12

- Fits Am. Std. N-3015 & 3025 Ballcocks  
- O-Ring Style



**SEAL TO FIT  
KOHLER "CLASS-5"**

W-R#	Description	Min.	Box
2718014	Class 5	1	12



**FLUSHVALVES TO FIT  
MANSFIELD**

W-R#	Description	Min.	Box
1360100	Fits #210	1	12
- For 3.5 Gallon Tanks - 10 3/4" Length			
1360102	Fits #211	1	12
- For 1.6 Gallon Tanks - 10 3/4" Length			

210

211

**TOILET SPECIALTIES**



**SEAL TO FIT  
MANSFIELD 209  
FLUSHVALVES**

W-R#	Description	Min.	Box
<b>1304524</b>	Seal	6	24
- OEM#208/209			



**SEAL TO FIT  
MANSFIELD 210  
FLUSHVALVES**

W-R#	Description	Min.	Box
<b>1304525</b>	Seal	6	24
- OEM#210/211			



1304000

**PLASTIC ADJUSTABLE  
BALLCOCKS**

W-R#	Description	Min.	Box
<b>1304000</b>	Fits Hoover A-62	1	12
- 9 1/2" - 13" Height Adjustment			
- Antisiphon			
- 4 Screw Cap			



**FILLPRO-STYLE  
BALLCOCK**

W-R#	Description	Min.	Box
<b>1304002</b>		1	25
- Non corrosive, no float or rod needed. Built-in filter screen saves water and replaces old fashioned ballcocks.			



**REPLACEMENT  
BALLCOCK TO FIT  
KOHLER RIALTO**

W-R#	Description	Min.	Box
<b>1305500</b>	Kit for Rialto	1	6
- Complete kit includes fill valve, floats, refill tubing, and caps.			
- Replaces Kohler OEM# 84499			



**TOILET SPECIALTIES**



**PLASTIC FLOAT**

W-R#	Description	Min.	Box
1332002	4" Float	1	100

**BRASS BALLCOCK  
RODS**



W-R#	Description	Min.	Box
1321002	8"	1	12
1321006	10"	1	12
1321008	12"	1	12



**REFILL TUBES**



W-R#	Description	Min.	Box
1322006	9" Plastic w/clip	1	12



**BALLCOCK  
SHANK WASHER**

W-R#	Description	Min.	Box
2721002	Shank Washer	1	24



**BALLCOCK NUTS**

W-R#	Description	Min.	Box
0913002	Brass Coupling	1	25
0913006	PVC Coupling	1	25



1304532



1304536

**BALLCOCK TOP  
ASSEMBLIES**

W-R#	Description	Type	Box
1304532	1B1X (Rialto)	3-screw	12
1304536	Hoovr-Line	4-screw	12



**BALLCOCK PLUNGER  
REPAIR KITS**

W-R#	Description	Screws	Box
1304506	1B1X (Rialto)	3	12
1304508	Hoovr-Line	4	12

**TOILET SPECIALTIES**



**FLUIDMASTER®  
BALLCOCKS**

W-R#	Description	Min.	Box
1360004	#400A	1	25
1360502	#PRO45	1	25
1360504	#PRO45B	1	25



**FLUIDMASTER®  
PRO-CLICK SEAL  
TOILET CONNECTORS**

W-R#	Description	Min
1360202	12" PRO1T12CS	1
1360204	20" PRO1T20CS	1



**FLUIDMASTER®  
PRO-CLICK SEAL  
FAUCET CONNECTORS**

W-R#	Description	Min
1360302	12" PRO1F12CS	1
1360304	20" PRO1F20CS	1



**FLUIDMASTER®  
BETTER THAN WAX  
GASKET**

W-R#	Description	Min
1360402	PRO7530	1

-This innovative wax-free toilet seal fits any drain, any toilet, can be repositioned during installation, and excessive plunging won't cause leaks.



**TOILET SPECIALTIES**



**Fluidmaster.**

**FLUIDMASTER®  
PRO56 FLAPPER**



W-R#	Description	Min	Box
<b>1360106</b>	<b>PRO56</b>	1	20

- PRO56 Universal Adjustable Toilet Flapper is best for use in 1.28, 1.6 and 3.5 gallons per flush toilets.

- PRO56 is adjustable for optimum performance, chlorine resistant, and has a solid frame for ultimate reliability.



**Fluidmaster.**

**FLUIDMASTER®  
PRO58 FLAPPER**



W-R#	Description	Min	Box
<b>1360104</b>	<b>PRO58</b>	1	10

- PRO58 adjusts to fit any 3" toilet on the market in just three easy adjustments.

- PRO58 is adjustable for optimum performance, chlorine resistant, and has a solid frame for ultimate reliability.



**Fluidmaster.**

**FLUIDMASTER® #555  
FLUSHER FIXER KIT**

W-R#	Description	Min.	Box
<b>1360006</b>	<b>#555</b>	1	12

- Easy to install. Corrosion free.
- This non-corroding stainless steel seat and captive flapper gives you perfect shutoffs every time.



**Fluidmaster.**

**FLUIDMASTER® #242  
KIT**

W-R#	Description	Min.	Box
<b>1360008</b>	<b>#242 Kit</b>	1	12

<b>1360009</b>	<b>W-R Kit fits 242</b>	1	25
----------------	-------------------------	---	----



**Fluidmaster.**

**FLUIDMASTER®  
550 DFRK  
DUO-FLUSH SYSTEM**

W-R#	Description
<b>1360020</b>	<b>550DFRK Duo Flush Kit</b>

- No tank removal, snap to fit
- Fits all brands
- Not compatible with Mansfield & 3" flush valves, ballcocks or low-boy toilets

**TOILET SPECIALTIES**



**CHROME-PLATED  
"CROWN" TANK LEVER**

W-R#	Description	Arm	Min.	Box
1318002	Boxed	Flat	1	100
1318004	Bagged	Flat	1	100

- 8 1/4" Flat Brass Arm with score line for easy trimming to American Standard size



**CHROME-PLATED  
OFFSET "CROWN"  
TANK LEVER**

W-R#	Description	Arm	Min.	Box
1318015	Offset	Flat	1	25

- 8 1/4" Offset Flat Brass arm with score lines.
- Metal Spud & Nut



**CHROME-PLATED  
INDEX BRASS ARM  
TANK LEVER**

W-R#	Description	Arm	Min.	Box
1318000	Boxed	Round	1	100
1318001	Bagged	Round	1	100

- 8 1/4" Round Brass Arm
- Metal Spud & Nut




**"ACCENT" SINGLE  
ACTION TANK LEVER**

W-R#	Description	Arm	Min	Box
1317002	Boxed	BP	1	100
1317004	Bagged	BP	1	100

1317010 With Plastic Spud & Nut 1 100



**STRAIGHT  
TANK LEVERS TO FIT  
AMERICAN STANDARD**



W-R#	Size	Arm	Min	Box
1318006	4" CP	ABS	1	25

1318042 6" CP ABS 1 25

1318019 6" CP Brass 1 25

1318028 8" CP ABS 1 25

1318144 8" White ABS 1 25



**ANGLE  
TANK LEVERS TO FIT  
AMERICAN STANDARD**



W-R#	Size/Angle/Finish	Arm	Min	Box
------	-------------------	-----	-----	-----

1318018 4" CP Brass 1 25

1318050 6" (45°) CP ABS 1 25

1318052 6" (28°) CP ABS 1 25

**TOILET SPECIALTIES**



**ANGLE  
TANK LEVER TO FIT  
AMERICAN STANDARD  
CADET 3/CHAMPION**

W-R#	Description	Min.	Box
1318060	CP ABS	1	25



**CP PUSH-BUTTON  
TANK LEVERS**

W-R#	Description	Min.	Box
1318008	Side Mount	1	12



**CP SIDE MOUNT  
TANK LEVERS FOR  
ELJER**

W-R#	Description	Min.	Box
1318026	Fits Eljer	1	25

• Brass Arm, plastic spud & nut



**“TOUCH-FLUSH” KIT TO  
FIT ELJER**

W-R#	Description	Min.	Box
1331020	Touch-Flush Kit	1	50

• Includes 4 Piece flush lever, replacement tank ball, and all necessary mounting hardware



**CAST BRASS TANK  
LEVER FOR KOHLER  
CHAMPLAIN**

W-R#	Description	Min.	Box
1318032	Offset Lever	1	24

- Fits OEM #51394



**CAST BRASS TANK  
LEVER FOR KOHLER  
WELLWORTH**

W-R#	Description	Min.	Box
1318034	Cast brass lever	1	24

- Fits OEM #500189



**ABS TANK LEVER FOR  
KOHLER  
CIMARRON**

W-R#	Description	Min.	Box
1318038	Fits Cimarron	1	25



**CP TANK LEVER  
FOR KOHLER  
WELLWORTH &  
BARRINGTON**

W-R#	Description	Min.	Box
1318030	ABS Lever	1	24

- For side-mount Wellworth models  
- Fits OEM#30324

**TOILET SPECIALTIES**



**CP TANK LEVER FOR MANSFIELD #42**

W-R#	Description	Min.	Box
1318022	Brass Arm	1	24
1318023	Blue Plastic Arm	1	24



1318070

**CP TANK LEVER TO FIT TOTO**

W-R#	Description	Min.	Box
1318070	Fits THU-004 "Ultimate"	1	24
1318072	Fits THU-068 "Drake"	1	24
1318074	Fits THU-061 "Carusoe"	1	24



1318072



1318074



1318090

**TANK LEVERS FOR PRESSURE ASSIST TOILETS**

W-R#	Description	Fits REF#
1318090	To Fit Gerber	99-0571-KT
1318092	To Fit Am Std	738473-0020A
1318094	To Fit Am Std	738153-0020A
1318096	To Fit Am Std	738254-0020A



1318092



1318094



1318096

**TOILET SPECIALTIES**



**TANK-TO-BOWL GASKETS**

W-R#	Description	Dimensions (OD x ID xThk)
2717002	Regular	3 5/16" x 2 3/8" x 3/4"
2717004	Gerber	3 1/4" x 2 1/8" x 1 3/16"
* 2717006	Am. Std.	3 1/2" x 2 1/8" x 1 3/16"
2717007	Eljer (with ears)	
2717008	Eljer	3 1/8" x 2 1/4" x 3/8"
2717010	Kohler	4 3/16" x 2 3/8" x 3/4"
2717011	"U" Gasket	
2717013	Kohler Triangle Gasket	
* 2717014	Gerber	3 3/4" x 2 3/16" x 1 3/16"
2717020	<b>KORKY® Universal 3"</b>	

\* Recessed Gasket

**TANK-TO-BOWL KITS**



**PREMIUM KITS (ALL-BRASS)**

W-R#	Description	Min.	Box
1359500	Universal	1	24
1359502	Gerber	1	24
1359504	Am. Std.	1	24
1359508	Mansfield	1	24
1359510	Kohler	1	24
1359514	New Style Gerber	1	24



**STANDARD KITS (BRASS BOLTS/ STEEL WASHERS)**

W-R#	Description	Min.	Box
1359002	Universal	1	24
1359004	Gerber	1	24
1359006	Am. Std.	1	24
1359000	Kohler	1	24
1359007	Eljer	1	24
1359009	A/S Cadet	1	24
1359010	Mansfield	1	24
1359012	Kohler Triangle	1	24
1359014	New Style Gerber	1	24

**ECONOMY KITS (BP BOLTS/STEEL WASHERS)**

W-R#	Description	Min.	Box
1359522	Gerber	1	24
1359524	Am. Std.	1	24
1359526	Universal	1	24



**TOILET SPECIALTIES**



**TANK-TO-BOWL BOLTS  
PAIR PER BAG**

W-R#	Bolts/Nuts/Washers	Min.	Box
1338000	Brass/Brass/Brass	1 pr.	25
1338006	Brass/Steel/Steel	1 pr.	25
1338008	Steel/Steel/Steel	1 pr.	25


- All tank-to-bowl bolts are furnished with wing nuts, hex nuts, metal washers, and rubber washers



1349002



1350002



1351002



1353002



1352002

**BRASS CLOSET  
FLANGES**

W-R#	Description	Min.	Box
1349002	Regular	1	50
1350002	Deep	1	50
1351002	For 3" D.W.V. copper	1	25
1352002	4 x 3 Flange for lead	1	25
1353002	Offset for 4" lead	1	25



**PVC "PUSH-2-SET"  
CLOSET FLANGE**

W-R#	Description	Min.	Box
1346090	3"	1	6
1346092	4"	1	6

- Ribbed gasket fits inside Schedule 40 PVC



**NYLON TOILET SEAT  
BOLT, NUT, & WASHER**

W-R#	Description	Min.	Box
1365002	5/16"	1 pr.	24



1305006




1305008

**SOFT-PLASTIC  
SHIMS**

W-R#	Description	Bag
1305006	Flexible Shims	25
1305008	Soft Shims	25



**FLANGE BOLTS & SCREWS**



**E-Z FIX  
"SNAP-OFF" STYLE  
CLOSET FLANGE BOLTS  
(PAIR/BAG)**

W-R#	Size	Bolt / Nut
<b>1346504</b>	1/4" x 2 1/4"	All-Brass
<b>1346404</b>	5/16" x 2 1/4"	Brass/BP
<b>1346400</b>	5/16" x 2 1/4"	All-Brass

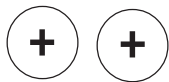
- Captive Washer & Snap-off tip
- Round Washer
- 25 pairs per bag



**CLOSET FLANGE BOLTS  
(PAIR/BAG)**

W-R#	Size	Bolt / Nut
<b>1344006</b>	1/4" x 2 1/4"	BP/BP
<b>1344010</b>	1/4" x 3 1/2"	BP/BP
<b>1344012</b>	5/16" x 2 1/4"	BP/BP
<b>1343012</b>	5/16" x 2 1/4"	Brass/BP
<b>1344014</b>	5/16" x 3 1/2"	BP/BP
<b>1343016</b>	5/16" x 3 1/2"	Brass/BP

- 25 pairs per bag
- Round washers & plastic retainer clips



**CLOSET FLANGE BOLTS  
(BULK PACKED)  
(100 PER BOX)**

W-R#	Size	Bolt / Nut
<b>1344008</b>	1/4" x 2 1/4"	BP/BP
<b>1336019</b>	1/4" x 3 1/2"	Brass/BP
<b>1336015</b>	5/16" x 2 1/4"	Brass/BP
<b>1336016</b>	5/16" x 3 1/2"	Brass/BP

- Round washers & plastic retainer clips



**CLOSET FLANGE BOLTS  
(DOUBLE-NUTS  
& WASHERS)**



W-R#	Size	Bolt / Nut
<b>1344002</b>	1/4" x 2 1/4"	BP/BP
<b>1344020</b>	1/4" x 3 1/2"	BP/BP
<b>1343030</b>	1/4" x 2 1/4"	Brass/Brass
<b>1343042</b>	1/4" x 3 1/2"	Brass/Brass



**WALL-HUNG TOILET  
CARRIER CAPS**

W-R#	Description	Min.	Box
<b>2405002</b>	Standard	1 pr.	12
<b>2405003</b>	Extra Long	1 pr.	12

- Each bag contains 4 nuts & 4 washers

**TOILET SPECIALTIES**



**CLOSET FLANGE GASKETS**

W-R#	Description	Min.	Box
1357002	Wax Gasket	1	48
1358002	Deep w/Horn	1	24
1358030	4" Deep w/Horn	1	24
1358202	Urethane Reinforced with Horn	1	24
1358230	4" Urethane Reinf with Horn	1	24
1356002	Sponge Rubber (5 3/8" x 3 1/2" x 3/4")	1	24
1358602	Felt-Wax Closet	1	12
1358604	Felt-Wax Urinal	1	12
1358500	2" Wax Urinal	1	12



**"CROWN-360" FLANGE REPAIR RING**

W-R#	Description	Min.	Box
1354300	"Crown-360" Hinged Flange Repair Ring	1	12



**"CROWN QUICK-RING" REPAIR FLANGE**



W-R#	Description	Min.	Box
1354700	"Quick Ring"	1	12



**W-R SPAN-IT FLANGE**

W-R#	Description	Min.	Box
1354002	Span-it flange	1	24

• Repairs broken closet flanges



**TOILET FLANGE REPAIR KIT**

W-R#	Description	Min.	Box
1353600	Repair Kit	1	24

- Includes screws & washers  
- Repairs flange & mounts to floor

**TOILET SPECIALTIES**



**“QUICK-FIX” CLOSET  
FLANGE SUPPORT  
KITS**

W-R#	Description	Min.	Box
1354602	For PVC	1	12
1354604	For Cast Iron	1	12



- Supports closet flange where subfloor has rotted or been missized.
- Galvanized steel
- Includes CP wood screws



**THE "CLAM FLANGE"**

W-R#	Description	Min.	Box
1354500	The Clam	1	12



2-piece design!

The "**Clam Flange**" is a premium repair product preferred by professionals!

Manufactured from **extra-thick, rust-resistant 409 stainless**, the Clam Flange's 2-piece design snaps around **AND UNDER** the existing PVC collar--providing excellent structural support! **Made in USA.**



**“3-D” ENCAPSULATING  
REPAIR FLANGE**

W-R#	Description	Min.	Box
1354900	3-D Flange	1	12



The 3-D encapsulating repair flanges sets a new standard for professional, long-lasting closet flange repair.

Anodized aluminum construction combines strength and corrosion resistance.



Problem: Broken Flange



Solution: 3-D encapsulation

Unique **3-D** encapsulating design clamps around and under Cast Iron or PVC flange.



**TOILET SPECIALTIES**



**CLOSET FLANGE EXTENSION KIT**

W-R#	Description	Min.	Box
------	-------------	------	-----

**1353602** 1/4" Kit (3 per) 1 12

- 3 per bag
- Includes 1 pr. 5/16" x 3 1/2" BP Bolts



**STACKABLE CLOSET FLANGE EXTENDERS**

W-R#	Description	Min.	Box
------	-------------	------	-----

**1353604** 1/2" thick 1 12

**A000352** 1/4" thick 1 12

- White ABS



**"BIGFOOT" TOILET BASE PLATE**

W-R#	Description	Min.	Box
------	-------------	------	-----

**1305004** "Bigfoot" 1 6

- Plastic toilet trim kit, used to cover the "footprint" caused by replacing toilets. One piece construction fits most new toilets.



**FITALL TANK COVER**

W-R#	Description	Min.	Box
------	-------------	------	-----

**1354200** Fitall Cover 1 6

- White high impact plastic.
- 8<sup>21</sup>/<sub>32</sub>" x 22<sup>25</sup>/<sub>32</sub>".



**WHITE PLASTIC BOLT CAP**

W-R#	Style	Min.	Box
------	-------	------	-----

**1348002** Molded Prongs Ea 25

**1348003** With Clip PR 25



**PLASTIC TOILET PAPER ROLLER**

W-R#	Description	Min.	Box
------	-------------	------	-----

**1363002** White Plastic 25 50

**1363004** CP Plastic 6 50



**TOILET SPECIALTIES**



**BRASS CLOSET SPUD  
(WITH WASHER)**

W-R#	Description	Min.	Box
1309016	1" x 3/4"	1	25
1309014	1 1/4" x 3/4"	1	25
1309012	1 1/4" x 1 1/4"	1	25
1309010	1 1/2" x 1 1/4"	1	25
1309008	1 1/2" x 1 1/2"	1	25
1309006	2" x 1 1/4"	1	25
1309004	2" x 1 1/2"	1	25
1309002	2" x 2"	1	25



**BRASS CLOSET SPUD  
LOCKNUTS**

Size	Min.	Box
0908008 1 1/4" Brass	1	25
0908010 1 1/2" Brass	1	25
0908012 2" Brass	1	25



**GALVANIZED  
FRICTION RING**

W-R#	Description	Min.	Box
2710502	1 1/2"	12	12
2710504	2"	12	12



**FLANGED  
SPUD WASHER**

W-R#	Description	Min.	Box
2710002	1" x 3/4"	12	12
2710004	1 1/4"	12	12
2710006	1 1/2"	12	12
2710008	2"	12	12
2710010	2" x 1 1/4"	12	12
2710012	2" x 1 1/2"	12	12



**CHROME-PLATED  
BRASS URINAL FLUSH  
VALVE**

W-R#	Description	Min.	Box
1355002	1/2" X 3/4"	1	6

• Self cleaning, spring action



**BRASS URINAL  
FLANGE KIT**

W-R#	Description	Fits	Min
1353018	4"	Am Std	1
1353020	4 1/4"	Eljer/Gerber	1
1353022	5 1/2"	Crane	1
1353024	6"	Kohler	1



**PVC URINAL  
FLANGE KIT**

W-R#	Description	Min
1353030	PVC--Hub	1
1353032	PVC--Spigot	1

- All Urinal Flange Kits contain bolts, nuts, & sponge gasket



**SPONGE RUBBER  
GASKET FOR URINAL  
FLANGE**

W-R#	Description	Box
2717012	3 1/4"OD x 2 1/4"ID x 1/2"	25

**TOILET PARTITION  
HARDWARE**



**CHROME-PLATED  
DIE-CAST  
SLIDE LATCHES**

W-R#	Size	Min.	Box
<b>TPP002</b>	2 3/4"	1	12
<b>TPP004</b>	3 1/2"	1	12

- Surface Mounted
- For Plastic & Steel Pilasters



**CHROME-PLATED  
DIE-CAST  
CONCEALED LATCH**

W-R#	Description	Min.	Box
<b>TPP006</b>	Concealed	1	12

- Furnished without bar
- for 1" thick doors



**CHROME-PLATED  
DIE-CAST  
BUMPER/KEEPER FOR  
CONCEALED LATCH**

W-R#	Description	Min.	Box
<b>TPP016</b>	Bumper/Keeper	1	12

- For use with concealed latch
- Use with 1 1/4" steel pilaster



**C.P. DIE-CAST  
TWO-EAR ("T")  
WALL BRACKET**

W-R#	Description	Min.	Box
<b>TPP018</b>	1"	1	12
<b>TPP020</b>	1 1/4"	1	12

- Individually bagged
- Screws not included



**C.P. DIE-CAST  
URINAL BRACKET**

W-R#	Description	Min.	Box
<b>TPP026</b>	1"	1	12
<b>TPP028</b>	1 1/4"	1	12

- Extended 2-ear design with two screw holes
- For urinal screen partitions
- Screws not included



**C.P. DIE-CAST  
RUBBER-TIPPED  
COAT HOOK**

W-R#	Description	Min.	Box
<b>TPP034</b>	Rubber-Tipped	1	12

- Individually bagged
- Screws not included



**C.P. TOILET TISSUE  
HOLDER**

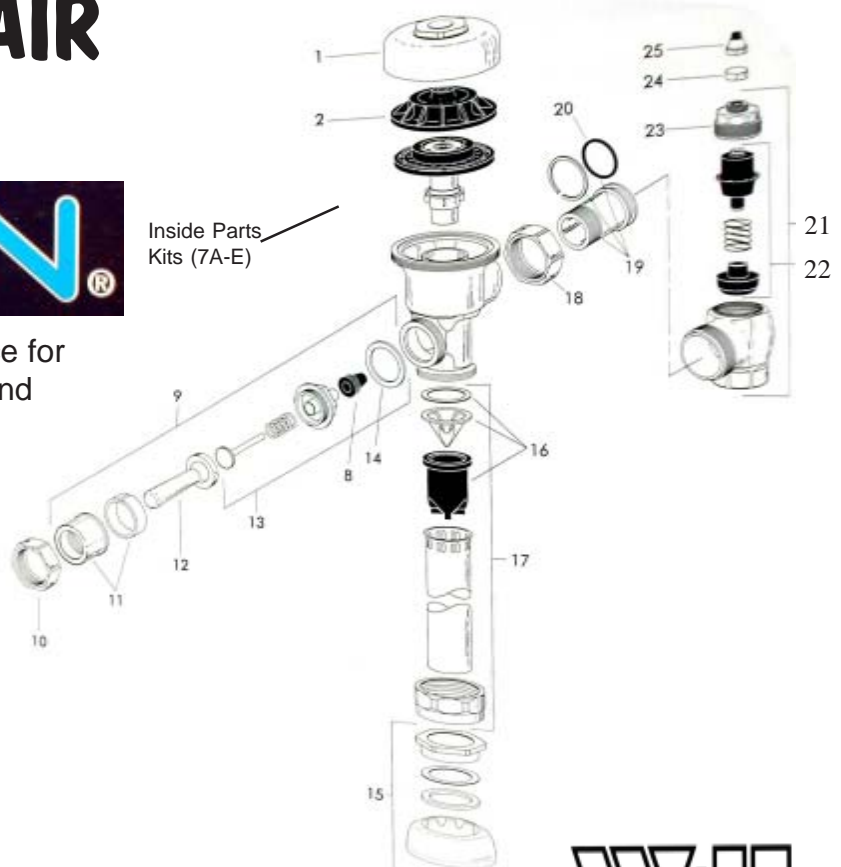
W-R#	Description	Min.	Box
<b>TPP040</b>	Single-roll	1	12

- Individually boxed
- Screws not included

# GENUINE REPAIR PARTS FOR



Consider Wal-Rich as your #1 source for Genuine Sloan Regal Flushvalves and replacement parts.



<u>W-R#</u>	<u>Description</u>
1. <b>SR121</b>	CP Cover for Regal (R-10)
2. <b>SR104</b>	Inside Cover (A-71)
3A. <b>SR006</b>	White Relief Valve (A-19-AC)
3B. <b>SR008</b>	Black Relief Valve (A-19-AU)
3C. <b>SR010</b>	Green Relief Valve (A-19-ALC)
4. <b>SR004</b>	Molded Disc (A-15-A)
5. <b>SR102</b>	Sloan Diaphragm (A-156-A)
5A. <b>SR101</b>	Diaphragm w/Copper (A-56-A)
6A. <b>SR110</b>	Guide Assembly (A-163-A)
7A. <b>SR202</b>	Inside Parts Kit - 4.5 C (A-36-A)
7B. <b>SR204</b>	Inside Parts Kit - 1.5 U (A-37-A)
7C. <b>SR206</b>	Inside Parts Kit - 3.5 C (A-38-A)
7D. <b>SR208</b>	Inside Parts Kit - 1.6 C (A-41-A)
7E. <b>SR210</b>	Inside Parts Kit - 1.0 U (A-42-A)
8. <b>SR108</b>	Handle Seal (B-39)
9. <b>SR002</b>	Standard Handle Assy (B-32-A)
9A. <b>SR122</b>	Handicap Handle Assy (B-73)
10. <b>SR118</b>	CP Handle Cplg Nut (A-6)
13. <b>SR106</b>	Handle Repair Kit (B-50-A)
14. <b>SR116</b>	Handle Gasket Only (A-31)
*** <b>SR700</b>	Sloan Super Wrench (A-50)

<u>W-R#</u>	<u>Description</u>
15A. <b>SR302</b>	3/4" Spud Cplg Assy (F-54-A)
15B. <b>SR308</b>	1 1/4" Spud Cplg Assy (F-55-A)
15C. <b>SR310</b>	1 1/2" Spud Cplg Assy (F-56-A)
16. <b>SR602</b>	Sloan Vacuum Breaker (V-551-A)
17A. <b>SR502</b>	3/4" Vac. Breaker Tail (V-500-AA)
17B. <b>SR504</b>	1 1/4" Vac. Breaker Tail (V-500-AA)
17C. <b>SR506</b>	1 1/2" Vac. Breaker Tail (V-500-AA)
17D. <b>SR129</b>	CP Vacuum Breaker Nut (V-553-A)
18. <b>SR128</b>	Tailpiece Coupling Nut (H-550)
19. <b>SR130</b>	CP Adjustable Tail (H-551-A)
20. <b>SR131</b>	Stop Tailpiece O-Ring (H-553)
21A. <b>SR812</b>	3/4" Control Stop (H-740-A)
21B. <b>SR814</b>	1" Control Stop (H-740-A)
22A. <b>SR138</b>	1" Control Stop Rep Kit (H-541-A)
22B. <b>SR144</b>	3/4" Control Stop Rep Kit (H-543-A)
23A. <b>SR134</b>	1" Control Stop Bonnet (H-639)
23B. <b>SR124</b>	3/4" Control Stop Bonnet (H-538)
24. <b>SR146</b>	Control Stop Bonnet Cap (H-37)


**REGAL FLUSHOMETERS**

1. <b>SR902</b>	Regal 110XL Flushometer 3.5 C
2. <b>SR903</b>	Regal 111XL Flushometer 1.6 C
3. <b>SR904</b>	Regal 186XL Flushometer 1.5 U

# GENUINE REPAIR PARTS FOR



Consider Wal-Rich as your #1 source for Genuine Sloan Royal Flushvalves and replacement parts. All available for immediate delivery.



W-R#	Description	W-R#	Description
1. <b>SR120</b>	CP Cover for Royal (A-72)	13. <b>SR128</b>	Tailpiece Coupling Nut (H-550)
2. <b>SR104</b>	Inside Cover (A-71)	14. <b>SR130</b>	CP Adjustable Tail (H-551-A)
3A. <b>SR222</b>	Royal Drop-in Kit 1.5U (A-1037-A)	15A. <b>SR131</b>	Stop Tailpiece O-Ring (H-553)
3B. <b>SR224</b>	Royal Drop-in Kit 3.5C (A-1038-A)	17A. <b>SR138</b>	1" Control Stop Rep Kit (H-541-A)
3C. <b>SR226</b>	Royal Drop-in 1.6 C (A-1041-A)	17B. <b>SR144</b>	3/4" Control Stop Rep Kit (H-543-A)
3D. <b>SR228</b>	Royal Drop-in 1.0 U (A-1042-A)	18A. <b>SR126</b>	1" Control Stop Bonnet (H-622)
4. <b>SR122</b>	Handicap Handle Assy (B-73-A)	18B. <b>SR132</b>	3/4" Control Stop Bonnet (H-577)
5. <b>SR118</b>	CP Handle Cplg Nut (A-6)	19A. <b>SR140</b>	1" Vandal-Proof Cap (H-1010-A)
8. <b>SR136</b>	Triple-Seal Handle Rep Kit (B-51-A)	19B. <b>SR142</b>	3/4" Vandal-Proof Cap (H-1009-A)
8A. <b>SR108</b>	Handle Seal (B-39)	20A. <b>SR112</b>	1" Control Stop Cap (H-573)
9. <b>SR116</b>	Handle Gasket Only (A-31)	20B. <b>SR114</b>	3/4" Control Stop Cap (H-582)
10A. <b>SR304</b>	3/4" Spud Coupling Assy (F-5-A)		
10B. <b>SR306</b>	1 1/4" Spud Coupling Assy (F-5-A)		
10C. <b>SR312</b>	1 1/2" Spud Coupling Assy (F-5-A)		
11. <b>SR604</b>	Hi-Pressure Vac Breaker (V-651-A)		
12A. <b>SR502</b>	3/4" Vac. Breaker Tail (V-500-AA)		
12B. <b>SR504</b>	1 1/4" Vac. Breaker Tail (V-500-AA)		
12C. <b>SR506</b>	1 1/2" Vac. Breaker Tail (V-500-AA)		
12D. <b>SR129</b>	CP Vacuum Breaker Nut (V-553-A)		
*** <b>SR700</b>	Sloan Super Wrench (A-50)		

### ROYAL FLUSHOMETERS

- 1. **SR906** Royal 110 Flushometer - Closet
- 2. **SR908** Royal 186 Flushometer - Urinal

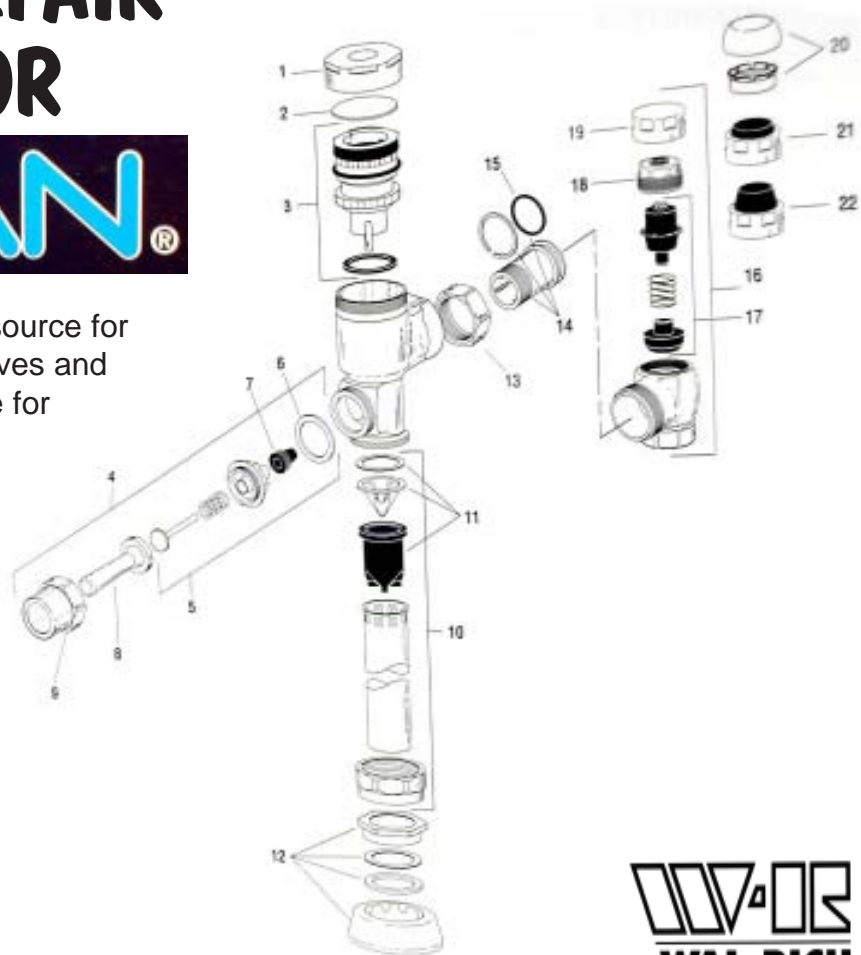
*The flushometers and repair parts shown on this page refer to the "Dual Filtered" Royal flushometers produced since January of 1998.*



# GENUINE REPAIR PARTS FOR



Consider Wal-Rich as your #1 source for Genuine Sloan Gem II Flushvalves and replacement parts. All available for immediate delivery.



<u>W-R#</u>	<u>Description</u>	<u>W-R#</u>	<u>Description</u>
1. <b>SR408</b>	Gem CP Cover (G-105)	13. <b>SR128</b>	Tailpiece Coupling Nut (H-550)
2. <b>SR406</b>	Gem Slip Disc (G-106)	14. <b>SR130</b>	CP Adjustable Tail (H-551-A)
3A. <b>SR402</b>	Piston for G-75 Urinal (G-1002-A)	15. <b>SR131</b>	Stop Tailpiece O-Ring (H-553)
3B. <b>SR404</b>	Piston for G-75 Closet (G-1003-A)	17A. <b>SR138</b>	1" Control Stop Rep Kit (H-541-A)
3C. <b>SR414</b>	Piston Kit - 3.5 Closet (G-1007-A)	17B. <b>SR144</b>	3/4" Control Stop Rep Kit (H-543-A)
3D. <b>SR416</b>	Piston Kit - 1.6 Closet (G-1016-A)	18A. <b>SR126</b>	1" Control Stop Bonnet (H-622)
3E. <b>SR412</b>	Piston Kit - 1.5 Urinal (G-1009-A)	18B. <b>SR132</b>	3/4" Control Stop Bonnet (H-577)
3F. <b>SR410</b>	Piston Kit - 1.0 Urinal (G-1017-A)	19A. <b>SR112</b>	1" Control Stop Cap (H-573)
4. <b>SR420</b>	Gem Handle Assy (G-143-A)	19B. <b>SR114</b>	3/4" Control Stop Cap (H-582)
5. <b>SR422</b>	Gem Handle Rep Kit (G-50-A)	20A. <b>SR140</b>	1" Vandal-Proof Cap (H-1010-A)
6. <b>SR418</b>	Gem Handle Gasket (G-35)	20B. <b>SR142</b>	3/4" Vandal-Proof Cap (H-1009-A)
7. <b>SR108</b>	Handle Seal (B-39)		
10A. <b>SR502</b>	3/4" Vac. Breaker Tail (V-500-AA)		
10B. <b>SR504</b>	1 1/4" Vac. Breaker Tail (V-500-AA)		
10C. <b>SR506</b>	1 1/2" Vac. Breaker Tail (V-500-AA)		
10D. <b>SR129</b>	CP Vacuum Breaker Nut (V-553-A)		
11. <b>SR602</b>	Sloan Vacuum Breaker (V-551-A)		
12A. <b>SR304</b>	3/4" Spud Coupling Assy (F-5-A)		
12B. <b>SR306</b>	1 1/4" Spud Coupling Assy (F-5-A)		
12C. <b>SR312</b>	1 1/2" Spud Coupling Assy (F-5-A)		
*** <b>SR700</b>	Sloan Super Wrench (A-50)		



Make Wal-Rich your source for Genuine Sloan Flushometers and Repair Parts. All parts are manufactured in the USA by Sloan Valve Company.



**REGAL™  
FLUSHOMETERS**

W-R#	Sloan #	Model	GPF
<b>SR902</b>	110XL	Toilet	3.5
<b>SR903</b>	111XL	Toilet	1.6
<b>SR904</b>	186XL	Urinal	1.5

- All Regal™ -XL Flushometers are packaged with control stop and sweat stop conversion kit.



**ROYAL™  
FLUSHOMETERS**

W-R#	Sloan #	Model	GPF
<b>SR906</b>	110	Toilet	3.5
<b>SR907</b>	111	Toilet	1.6
<b>SR908</b>	186	Urinal	1.5

- All Royal™ Flushometers are packaged with ADA approved handles and Triple Filter diaphragm.



**CP COVER FOR REGAL  
& ROYAL**

W-R#	Description	Sloan#
<b>SR121</b>	Regal CP Cover	R-10
<b>SR120</b>	Royal CP Cover	A-72



**INSIDE PLASTIC COVER**

W-R#	Description	Sloan#
<b>SR104</b>	Inside Cover	A-71



**MOLDED DISC FOR  
REGAL/ROYAL  
FLUSHOMETER**

W-R#	Description	Sloan#
<b>SR004</b>	Molded Disc	A-15A



**DIAPHRAGM FOR  
REGAL  
FLUSHOMETERS**

W-R#	Description	Sloan#
<b>SR102</b>	Diaphragm	A-156-A
<b>SR101</b>	Diaphragm w/Copper Ring	A-56-A
<b>SR199</b>	A-56-A & A-15A	A-56-AA



**RELIEF VALVE FOR  
REGAL/ROYAL  
FLUSHOMETERS**

W-R#	Description	Sloan#
<b>SR006</b>	White (Toilet)	A-19AC
<b>SR008</b>	Black (Urinal)	A-19AU
<b>SR010</b>	Green (1.6)	A-19ALC

**GENUINE SLOAN®  
REPLACEMENT PARTS**



**GUIDE ASSEMBLY FOR  
REGAL/ROYAL  
FLUSHOMETERS**

W-R#	Description	Sloan#
SR110	Guide Assembly	A-163A



**REGAL™ REBUILD KITS**

W-R#	Description	Sloan#
SR202	4.5 GPF (Toilet)	A-36A
SR204	1.5 GPF (Urinal)	A-37A
SR206	3.5 GPF (Toilet)	A-38A
SR208	1.6 GPF (Toilet)	A-41A
SR210	1.0 GPF (Urinal)	A-42A
SR212	0.5 GPF (Urinal)	A-43A



**ROYAL™ REBUILD KITS  
WITH DUAL-FILTERED  
DIAPHRAGM**

W-R#	Description	Sloan#
SR222	1.5 GPF (Urinal)	A-1037A
SR224	3.5 GPF (Toilet)	A-1038A
SR226	1.6 GPF (Toilet)	A-1041A
SR228	1.0 GPF (Urinal)	A-1042A



**OPTIMA-PLUS™ &  
OPTIMA™ G2  
REBUILD KITS**

W-R#	Description	Sloan#
SR950	Urinal	EBV-1022-A
SR952	Closet	EBV-1020-A
SR954	HET Urinal	EBV-1023-A
SR956	HET Closet	EBV-1024-A



**GEM™ PISTON  
ASSEMBLIES**

W-R#	Description	Sloan#
SR402	G-75 (Urinal)	G-1002-A
SR404	G-75 (Closet)	G-1003-A
SR414	3.5 GPF (Closet)	G-1007-A
SR416	1.6 GPF (Closet)	G-1016-A
SR412	1.5 GPF (Urinal)	G-1009-A
SR410	1.0 GPF (Urinal)	G-1017-A



**OLD-STYLE GEM™  
PISTON PARTS**

W-R#	Description	Sloan#
SR430	Piston Cover	G-77
SR432	Molded Cup	G-78

**GENUINE SLOAN®  
REPLACEMENT PARTS**



**VACUUM BREAKER  
INSERT FOR ROYAL/  
REGAL™**

W-R#	Description	Sloan#
<b>SR602</b>	Insert	V-551A
<b>SR604</b>	Hi-Pressure Insert	V-651A



**HANDLE ASSEMBLY  
FOR ROYAL/REGAL/  
GEM™**

W-R#	Description	Sloan#
<b>SR002</b>	Regal	B-32A
<b>SR122</b>	Royal	B-73
<b>SR420</b>	Gem	G-143A



**HANDLE COUPLING  
NUT FOR ROYAL/  
REGAL™**

W-R#	Description	Sloan#
<b>SR118</b>	CP Nut	A-6



**HANDLE REPAIR KIT  
FOR REGAL/ROYAL/  
GEM™**

W-R#	Description	Sloan#
<b>SR106</b>	Regal	B-50A
<b>SR136</b>	Royal	B-51A
<b>SR422</b>	Gem	G-50A



**HANDLE GASKET &  
SEAL FOR ROYAL/  
REGAL™**

W-R#	Description	Sloan#
<b>SR108</b>	Handle Seal	B-39
<b>SR116</b>	Handle Gasket	A-31
<b>SR418</b>	Gem Handle Gasket	G-35



**VACUUM BREAKER  
TAILPIECES**

W-R#	Description	Sloan#
<b>SR502</b>	3/4" x 9"	V-500-AA
<b>SR504</b>	1 1/4" x 9"	V-500-AA
<b>SR508</b>	1 1/4" x 15"	V-500-AA
<b>SR510</b>	1 1/4" x 22"	V-500-AA
<b>SR506</b>	1 1/2" x 9"	V-500-AA
<b>SR512</b>	1 1/2" x 15"	V-500-AA
<b>SR514</b>	1 1/2" x 22"	V-500-AA

**GENUINE SLOAN®  
REPLACEMENT PARTS**



**SPUD COUPLING  
ASSEMBLIES**

W-R#	Description	Sloan#
SR302	3/4" Regal	F-54-A
SR304	3/4" Royal/Gem	F-5-A
SR306	1 1/4" Royal/Gem	F-5-A
SR308	1 1/4" Regal	F-55-A
SR310	1 1/2" Regal	F-56-A
SR312	1 1/2" Royal/Gem	F-5-A



**CP VACUUM BREAKER  
NUT FOR  
ROYAL/REGAL/GEM**

W-R#	Description	Sloan#
SR129	CP Nut	V-553-A



**CP ADJUSTABLE TAIL  
FOR ROYAL/REGAL/  
GEM**

W-R#	Description	Sloan#
SR130	2 1/16" Tail	H-551-A
SR148	3 1/16" Tail	H-551-A
SR150	4 1/16" Tail	H-551-A
SR152	5 1/16" Tail	H-551-A
SR154	6 1/16" Tail	H-551-A



**CP TAILPIECE COUPLING  
NUT FOR  
ROYAL/REGAL/GEM**

W-R#	Description	Sloan#
SR128	CP Coupling Nut	H-550



**STOP TAILPIECE  
O-RING FOR ROYAL/  
REGAL/GEM**

W-R#	Description	Sloan#
SR131	O-Ring	H-553



**CONTROL STOP REPAIR  
KIT FOR  
ROYAL/REGAL/GEM**

W-R#	Description	Sloan#
SR138	1" Kit	H-541-A
SR144	3/4" Kit	H-543-A



**REGAL™  
CONTROL STOPS**

W-R#	Description	Sloan #
SR812	3/4" Control Stop	H-790A-3/4
SR814	1" Control Stop	H-790A-1

**GENUINE SLOAN®  
REPLACEMENT PARTS**



**CP CONTROL STOP  
CAP**

W-R#	Description	Sloan#
SR112	1" Cap	H-573
SR114	3/4" Cap	H-582



**CP VANDAL-PROOF  
CONTROL STOP CAP**

W-R#	Description	Sloan#
SR140	1" V.P. Cap	H-1010-A
SR142	3/4" V.P. Cap	H-1009-A



**GENUINE SLOAN  
"SUPER-WRENCH"®**

W-R#	Description	Sloan #
SR700	Wrench	A-50



**"SPUD BUDDY"  
FLUSHOMETER SPUD  
WRENCH**

W-R#	Description	Sloan #
1851000	Fits H-551-A	-



Used to adjust or remove flushometer tailpieces during rough-in or replacement.



**FILTER SCREEN FOR  
FOR CONTROL STOP  
TAILPIECE**

W-R#	Description	Bag
1851050	Filter Screen	12

- Filter screen for CP tailpiece to reduce the amount of debris that enters flushometer body. Helps preserve life of diaphragm.





Consider Wal-Rich your prime source for Genuine Sloan Flushmate parts and accessories. All Flushmate parts are made in the USA and furnished in original packaging.



**GENUINE SLOAN  
FLUSHMATE®  
REPLACEMENT  
CARTRIDGE**



W-R#	Description	Sloan#
<b>FM002</b>	1.6 & 1.0 gpf	C100500K
<b>FM030</b>	1.28 gpf	C100501K



**GENUINE SLOAN  
FLUSHMATE® SUPPLY  
GROUP**

W-R#	Description	Sloan#
<b>FM004</b>	Supply Group	RK100100



**GENUINE SLOAN  
FLUSHMATE® UPPER  
SUPPLY, ONLY**

W-R#	Description	Sloan#
<b>FM006</b>	Upper Supply	BU100505K



**GENUINE SLOAN  
FLUSHMATE® 501-B  
RETROFIT TANK KIT  
(USES 503 TANK)**

W-R#	Description	Sloan#
<b>FM300</b>	Replacement Tank to fit 501-B Series Tanks	M-101526-F3BK

- Replaces the following Flushmate® Tanks:  
M-101526-F  
M-101526-FA  
M-101526-FH  
M-101526-FHA



**GENUINE SLOAN  
FLUSHMATE® 503  
TANK**

W-R#	Description	Sloan#
<b>FM200</b>	503 Tank	M-101526-F31

- 1.6 gpf for all OEMs except Kohler K4404 tank and Gerber 28-385 tank

<b>FM400</b>	503 Tank	M-101526-F33
--------------	----------	--------------

- 1.6 gpf for Gerber 28-385 tank



**GENUINE SLOAN®  
FLUSHMATE & PARTS**



**GENUINE SLOAN  
FLUSHMATE® HANDLE  
REPLACEMENT KIT**

W-R#	Description	Sloan#
<b>FM020</b>	Handle Kit	AP300503

- For OEM tanks with Flushmate 503 series and flush handle



**GENUINE SLOAN  
FLUSHMATE® TANK-TO-  
BOWL GASKET**

W-R#	Description	Sloan#
<b>FM070</b>	Gasket	E-205288

- Fits all models except Mansfield



FM050



FM052

**GENUINE SLOAN  
FLUSHMATE® TOOLS**

W-R#	Description	Sloan#
<b>FM050</b>	Nut Wrench	ST100100
<b>FM052</b>	Cartridge Wrench	ST100500



1318090



1318094



1318092



1318096

**TANK LEVERS FOR  
PRESSURE ASSIST  
TOILETS**


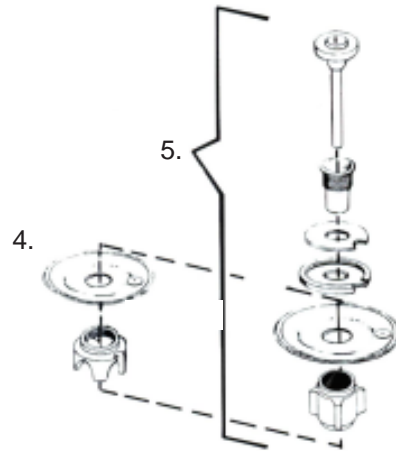
W-R#	Description	Fits REF#
<b>1318090</b>	To Fit Gerber	99-0571-KT
<b>1318092</b>	To Fit Am Std	738473-0020A
<b>1318094</b>	To Fit Am Std	738153-0020A
<b>1318096</b>	To Fit Am Std	738254-0020A



# GENUINE REPAIR PARTS FOR



Consider Wal-Rich as your #1 source for Genuine Delany Rex & Flushboy Flushvalves and replacement parts. All available for immediate delivery.



## REX FLUSHOMETER PARTS

<u>W-R#</u>	<u>C-D #</u>	<u>Description</u>
1. <b>CD001</b>	R333A	Handle Assembly
2. <b>CD002</b>	R223-2	Brass Operating Stem
3. <b>CD004</b>	R222-3	Rubber Flexor
4. <b>CD201</b>	R107KC	Diaphragm Kit 4.5 Closet
<b>CD202</b>	R107-3KC	Diaphragm Kit 3.5 Closet
<b>CD203</b>	R107-1.6KC	Diaphragm Kit 1.6 Closet
<b>CD204</b>	R107KU	Diaphragm Kit 3.5 Urinal
<b>CD205</b>	R107-1KU	Diaphragm Kit 1.0 Urinal
5. <b>CD101</b>	R107AC	Drop-In Repair Kit 4.5 Closet
<b>CD102</b>	R107-3AC	Drop-In Repair Kit 3.5 Closet
<b>CD103</b>	R107-1.6AC	Drop-In Repair Kit 1.6 Closet
<b>CD104</b>	R107AU	Drop-In Repair Kit 3.5 Urinal

## FLUSHBOY FLUSHOMETER PARTS

<u>W-R#</u>	<u>C-D #</u>	<u>Description</u>
1. <b>CD001</b>	R333A	Handle Assembly
2. <b>CD002</b>	R223-2	Brass Operating Stem
3. <b>CD004</b>	R222-3	Rubber Flexor
4. <b>CD301</b>	F141KC	Diaphragm Kit 4.5 Closet
<b>CD302</b>	F141-3KC	Diaphragm Kit 3.5 Closet
<b>CD303</b>	F141-1.6KC	Diaphragm Kit 1.6 Closet
<b>CD304</b>	F141KU	Diaphragm Kit 3.5 Urinal
5. <b>CD401</b>	F141ACQ	Drop-In Repair Kit 4.5 Closet
<b>CD402</b>	F141-3ACQ	Drop-In Repair Kit 3.5 Closet
<b>CD403</b>	F141-1.6ACQ	Drop-In Repair Kit 1.6 Closet
<b>CD404</b>	F141AU	Drop-In Repair Kit 3.5 Urinal



Make Wal-Rich your source for Genuine Delany Flushometers and Repair Parts. All parts are manufactured in the USA by Coyne and Delany Company.



**GENUINE DELANY®  
DROP-IN REBUILD KITS  
FOR REX**

W-R#	Description	Delany#
CD101	4.5 Closet	R107AC
CD102	3.5 Closet	R107-3AC
CD103	1.6 Closet	R107-1.6AC
CD104	3.5 Urinal	R107AU



**GENUINE DELANY®  
REPLACEMENT  
DIAPHRAGMS FOR REX**

W-R#	Description	Delany#
CD201	4.5 Closet	R107KC
CD202	3.5 Closet	R107-3KC
CD203	1.6 Closet	R107-1.6KC
CD204	3.5 Urinal	R107KU
CD205	1.0 Urinal	R107-1KU

**LEATHER  
DIAPHRAGM**



CD602	3.5 Closet	R107-3KC-L
CD603	1.6 Closet	R107-1.6KC-L



**GENUINE DELANY®  
DROP-IN REBUILD KITS  
FOR FLUSHBOY**

W-R#	Description	Delany#
CD401	4.5 Closet	F141ACQ
CD402	3.5 Closet	F141-3ACQ
CD403	1.6 Closet	F141-1.6ACQ
CD404	1.0 Urinal	F141AU



**GENUINE DELANY®  
REX FLUSHOMETERS**

W-R#	Description	Delany#
CD902	1.6 Closet	R401-1.6GNF
CD904	3.5 Closet	R401-3RTNF
CD906	1.0 Urinal	R451-1

- Furnished complete with control stop



**GENUINE DELANY®  
KWIKFIT TAILPIECES**



W-R#	Description	Delany#
CD702	3" Tailpiece	64-1
CD704	4" Tailpiece	64-2
CD706	5" Tailpiece	64-3

**REPLACEMENT PARTS FOR DELANY FLUSHVALVES**



**C.P. HANDLE ASSEMBLY**

W-R#	Description	To Fit#
CD001	Handle Assembly	R333A



**VACUUM BREAKER TO FIT DELANY**

W-R#	Description	To Fit#	Box
CD005	Insert	427A	25



**OPERATING STEM TO FIT DELANY**

W-R#	Description	To Fit #	Box
CD002	1 15/16"	223-2	25
CD006	1 29/32"	33	25



**RUBBER FLEXOR TO FIT DELANY**

W-R#	Description	To Fit #	Box
CD004	Flexor	222-3	25



**UNIVERSAL LEATHER WASHER KIT TO FIT DELANY**

W-R#	Description	To Fit #	Box
2741002	Leather	Rex	25

- Universal Kit features 3 bypasses to accommodate 1.0, 1.6, & 3.5 GPF.  
 - Real leather diaphragm



**VACUUM BREAKER ASSEMBLIES**

W-R#	Description	To Fit #
2743002	1 1/2" x 9"	#50VB
2743004	1 1/4" x 9"	#50VB
2743006	3/4" x 9"	#50VB

**REPAIR PARTS TO FIT AMERICAN STANDARD**

**FITS "HERITAGE"**



**AS002** Shower (H & C) Pr.  
**AS003** Diverter Ea.

**FITS "HERITAGE"- LARGE**



**AS018** Shower (H & C) Pr.  
**AS020** Diverter Ea.

**FITS "WRISTBLADE"**



**AS009** Wristblade Pr.

**FITS "AQUASEAL"**



**AS402HLF** Hot Stem Ea.  
**AS402CLF** Cold Stem Ea.  
**2722002** Washer Only 100

**FITS "CADET"**



**AS409HLF** Hot Stem Ea.  
**AS409CLF** Cold Stem Ea.  
**2722004** Washer Only 24

**FITS "AQUASEAL" RETROFIT**



**AS406HLF** Hot Stem Ea.  
**AS406CLF** Cold Stem Ea.

Please Note: For identification purposes only, original manufacturers' names may appear in the description of Wal-Rich replacement parts. These parts should not be confused with the OEM part, unless specified with an original logo.

**FITS "AQUASEAL"**



**AS404LF** Bonnet Nut Ea.

**FITS "AQUASEAL" DIVERTER**



**AS412** Diverter Ea.

**FITS "HERITAGE"**



**AS101** Escutcheon Ea.

**FITS "HERITAGE"**



**AS201** Sleeve Ea.

**FITS "AQUASEAL" SEAT**



**4666022** Seat 25/bag

**REPAIR PARTS TO FIT  
CENTRAL BRASS**

**FITS CENTRAL BRASS**



**CB001** Basin (H & C) Pr.

**FITS CENTRAL BRASS**



**CB003** Shower (H & C) Pr.  
**CB004** Diverter Ea.

**FITS CENTRAL BRASS**



**CB002** Shower (H & C) Pr.  
**CB005** Diverter Ea.

**FITS CENTRAL BRASS**



**CB006** Wristblade Pr.

**FITS CENTRAL BRASS**



**CB402HLF** Hot Basin Stem Ea.  
**CB402CLF** Cold Basin Stem Ea.

**FITS CENTRAL BRASS**



**CB404HLF** Hot Basin Stem Ea.  
**CB404CLF** Cold Basin Stem Ea.

**FITS CENTRAL BRASS**




**CB410** Shower (H/C) Ea.

**FITS CENTRAL BRASS**



**CB412** Diverter Ea.

**FITS CENTRAL BRASS**



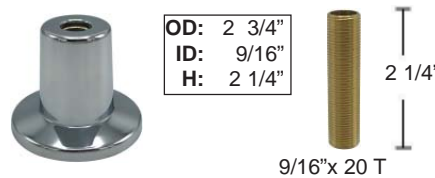
**CB415** Shower (H/C) Ea.

**FITS CENTRAL BRASS**



**CB417** Diverter Ea.

**FITS CENTRAL BRASS**



**CB202** Escutcheon Ea.  
**CB502** Escutcheon Nipple Ea.

**FITS CENTRAL BRASS**



**4666008** Seat-1/2" 25/Bag.  
**4666003** Seat-5/8" 25/Bag

**REPAIR PARTS TO FIT CHICAGO**

**FITS "QUATURN"**



2 3/4"



**CH002LF** Hot Stem      Ea.  
**CH004LF** Cold Stem      Ea.

**REPAIR PARTS TO FIT CRANE**

**FITS "DIALEZE"**



2 1/4"



**CR201HLF** Hot Stem      Ea.  
**CR201CLF** Cold Stem      Ea.  
**1304300** Washer      12  
**1304302** Adapter      12

**REPAIR PARTS TO FIT DELTA**

**FITS DELTA** "D" Broach Fits #H21 D



**DD014** Basin (H & C)      Pr.

**FITS DELTA** Round Broach Fits #RP2389 ○



**DD006** Single Lever with Adapter      Ea.

**FITS DELTA** Offset Diamond Broach Fits #RP2391 ◊



**DD004** Shower with Offset Broach      Pr.

Please Note: For identification purposes only, original manufacturers' names may appear in the description of Wal-Rich replacement parts. These parts should not be confused with the OEM part, unless specified with an original logo.

**FITS DELTA** Oval Broach Fits #RP2392 ◌



**DD010** Scald-Gard Shower      Ea.

**FITS DELTA**



**1674002** Stem Only      Ea.  
**1674012** Stem with S.S. Disc      Ea.

**FITS DELTA** Fits RP-70



**4671002** Brass      Ea.  
**1671006** Stainless Steel      Ea.

**FITS DELTA** Fits RP-212



**4671004** Brass      Ea.

**REPAIR PARTS TO FIT  
DELTA (continued)**

**FITS DELTA** Fits RP-1740



**DD102** 3" Extender Ea.

**FITS DELTA**



**1674010** Diverter Ea.

**FITS DELTA** Fits RP-19804



**1674020** Fits Monitor Ea.

**FITS DELTA**



New Style  
**Short**  
seats &  
springs

**1675500** Faucet 25  
**1676500** Shower 25

**FITS DELTA**



Old Style  
(pre-1972)  
**Long**  
seats &  
springs

**1676002** Faucet 25

**FITS DELTA**



New-Style  
(Short)

Old-Style  
(Long)

**1674500** New-Style 25  
**1675002** Old-Style 25

**FITS DELTA**



**1673010** C.P. Cap Assembly Ea.

Please Note: For identification purposes only, original manufacturers' names may appear in the description of Wal-Rich replacement parts. These parts should not be confused with the OEM part, unless specified with an original logo.

**FITS DELTA**



**ID:** 1 13/16"  
**L:** 7 1/4"  
**W:** 5 3/8"

**1673004** Less Diverter

**REPAIR PARTS TO FIT GERBER**

**FITS GERBER**



**GB005 Basin (H & C) Pr.**

Please Note: For identification purposes only, original manufacturers' names may appear in the description of Wal-Rich replacement parts. These parts should not be confused with the OEM part, unless specified with an original logo.

**FITS GERBER**



**GB001 Shower (H & C) Pr.**  
**GB002 Diverter Ea.**

**FITS GERBER**



**GB003 Shower (H & C) Pr.**  
**GB006 Diverter Ea.**

**FITS GERBER**



**GB007 Shower (H & C) Pr.**  
**GB008 Diverter Ea.**

**FITS GERBER**



**GB030 Wristblade Pr.**

**FITS GERBER**



**GB407HLF Hot Basin Ea.**  
**GB407CLF Cold Basin Ea.**

**FITS GERBER**



**GB401 Shower (H/C) Ea.**

**FITS GERBER**



**GB412 Diverter Ea.**

**FITS GERBER**



OD: 2 3/4"  
ID: 1 1/8"  
H: 3/8"

**GB101 Escutcheon Ea.**

**FITS GERBER**



OD: 1 1/8"  
L: 3 3/4"

**GB201 Shower Sleeve Ea.**



**REPAIR PARTS TO FIT  
GERBER (continued)**

**FITS GERBER**



**4667002** Seat 25

**FITS GERBER**



**A000178** Basin Washer 25  
**1304514** Diverter Washer 25

**FITS GERBER**



**GB302** Hot Button 10  
**GB304** Cold Button 10  
**GB306** Diverter Button 10

**FITS GLACIER BAY**



**GL402H** Hot Ea.  
**GL402C** Cold Ea.

**REPAIR PARTS TO FIT  
GLACIER BAY**

**FITS GLACIER BAY**



**GL404H** Hot Ea.  
**GL404C** Cold Ea.

**FITS KOHLER**

Trend Style



**KK001** Basin (H & C) Pr.  
**KK002** Shower (H & C) Pr.  
**KK003** Diverter

**REPAIR PARTS TO FIT  
KOHLER**

Please Note: For identification purposes only, original manufacturers' names may appear in the description of Wal-Rich replacement parts. These parts should not be confused with the OEM part, unless specified with an original logo.

**FITS KOHLER**

Trend Style



**KK402HLF** Hot Basin Ea.  
**KK402CLF** Cold Basin Ea.

**FITS KOHLER**

Trend Style



**KK410H** Hot Shower Ea.  
**KK410C** Cold Shower Ea.

**FITS KOHLER**

Trend Style



**KK412** Diverter Ea.

**FITS KOHLER**

Valvet Style



**KK404HLF** Hot Stem Ea.  
**KK404CLF** Cold Stem Ea.

**FITS KOHLER**



Trend Style

27 TPI



**4666024** Seat

25

**FITS KOHLER**



27 TPI



**4666004** Seat

25

**FITS KOHLER**



**BR101** Single-Lever Ea.

**REPAIR PARTS TO FIT MOEN**

**FITS MOEN-CHATEAU**




**MM002** Basin Ea.  
**MM004** Shower Ea.

**FITS MOEN-POSITEMP**



**MM030** Shower Ea.

**FITS MOEN**



**FOR SHOWER ONLY**  
**4304704** Fits 1200B Ea.

**FITS MOEN**



**FOR SHOWER ONLY**  
**1304702** Fits 1225B Ea.

**FITS MOEN**



**1304705** Fits 1222 Positemp Ea.

**FITS MOEN**



**1304712** Fits 1224B Ea.

**FITS MOEN**



**1304604** Clip for #883 Ea.

**FITS MOEN**



**1304610** Spout Seal Kit Ea.

Please Note: For identification purposes only, original manufacturers' names may appear in the description of Wal-Rich replacement parts. These parts should not be confused with the OEM part, unless specified with an original logo.

**REPAIR PARTS TO FIT  
PRICE-PFISTER**

**FITS PRICE-PFISTER**



**PP006** Basin (H & C) Pr.  
**PP004** Shower (H & C) Pr.  
**PP005** Diverter Pr.

**FITS PRICE-PFISTER**



**PP007** Basin (H & C) Pr.

**FITS PRICE-PFISTER**




**PP022** Fits Avanti Ea.

**FITS PRICE-PFISTER**



**PP402LF** Basin (H & C) Pr.

**FITS PRICE-PFISTER**



**PP410** Shower (H/C) Ea.

**FITS PRICE-PFISTER**



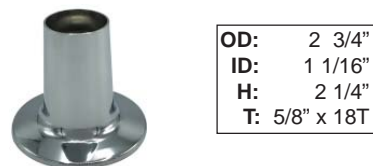
**PP414** Diverter Ea.

**FITS PRICE-PFISTER**



**PP412** Shower (H /C) Ea.

**FITS PRICE-PFISTER**



**PP202** Escutcheon Ea.

**FITS PRICE-PFISTER**



**PP502** Plastic Nipple 6

**FITS PRICE-PFISTER**



**4666038** Seat 25

**FITS PRICE-PFISTER**



**4666010** Seat 25

**REPAIR PARTS TO FIT SAVOY**

**FITS SAVOY**



**SY001 Basin/Shower Pr.**

**FITS SAVOY**



**SY002 Basin/Shower Pr.**

**FITS SAVOY**




Fits A-68



**SV402HLF Hot Basin Ea.**  
**SV402CLF Cold Basin Ea.**

**FITS SAVOY**



**SV410 Shower (H/C) Ea.**

**FITS SAVOY**



**SV411 Shower (H/C) Ea.**

**FITS SAVOY**



**OD: 2 13/16"**  
**ID: 5/8"**  
**H: 1 11/16"**

**SY102 Escutcheon Ea.**

**FITS SAVOY**



**SY103 Escutcheon Ea.**

**FITS SAVOY**



**SY201 Sleeve Ea.**

**FITS SAVOY**



**4666030 Seat 25**

Please Note: For identification purposes only, original manufacturers' names may appear in the description of Wal-Rich replacement parts. These parts should not be confused with the OEM part, unless specified with an original logo.

**REPAIR PARTS TO FIT SAYCO**

**FITS SAYCO**



**SA001** Shower (H & C) Pr.  
**SA006** Diverter Ea.

**FITS SAYCO**



**SA401H** H/C Shower Ea.

**FITS SAYCO**



**SA412** Diverter Ea.

**FITS SAYCO**



OD: 2 3/4"  
ID: 1 1/4"  
H: 5/8"

**SA101** Escutcheon Ea.

**FITS SAYCO**



OD: 1 1/4"  
ID: 1 1/8"  
H: 3"

**SA201** Sleeve Ea.

**FITS SAYCO**



**4666032** Seat 25

**REPAIR PARTS TO FIT STERLING**

**FITS STERLING**



**ST003** Basin (H & C) Ea.

**FITS STERLING**



**ST006** Shower (H & C) Pr.  
**ST004** Diverter Ea.

**FITS STERLING**



**ST410** Shower (H/C) Ea.

**FITS STERLING**



**ST412** Diverter Ea.

**FITS STERLING**



**4666020** Seat 25

**FITS STERLING**



**ST102** Escutcheon Ea.

**REPAIR PARTS TO FIT  
STERLING (CONTINUED)**

**FITS STERLING**



OD: 1 1/4"  
ID: 1 1/8"  
H: 2 1/2"

**ST202** Sleeve Ea.

Please Note: For identification purposes only, original manufacturers' names may appear in the description of Wal-Rich replacement parts. These parts should not be confused with the OEM part, unless specified with an original logo.


**REPAIR PARTS TO FIT  
SYMMONS**

**FITS SYMMONS**



**SM001** Shower Ea.

**FITS SYMMONS**



Fits TA-10

**SM401** Fits Temptrol Ea.

**FITS SYMMONS**



Fits TA-4

Fits TA-9

**1304200** Seat Kit Ea.  
**1304202** Repair Kit Ea.

**REPAIR PARTS TO FIT  
T & S BRASS**

**FITS T & S**



**CJ302** Handle (H & C) Pr.

**FITS T & S**



**CJ401HLF** Hot Stem Ea.  
**CJ401CLF** Cold Stem Ea.

**FITS T & S**



**CJ500HLF** Hot Spindle Assy Ea.  
**CJ500CLF** Cold Spindle Assy Ea.

**REPAIR PARTS FOR  
UNIVERSAL FIT**

**UNIVERSAL FIT**



**OD:** 2 7/8"  
**ID:** 3/4"  
**H:** 1 3/4"

**0622002** Untapped Ea.

**UNIVERSAL FIT**



**1633302** Crystal Handle Pr.

**UNIVERSAL FIT**



**1632002** Cross Handle Pr.

**UNIVERSAL FIT**



**1633002** Lever Handle Pr.

**UNIVERSAL FIT**



**HH001** Wristblade Pr.

**UNIVERSAL FIT**



**1621002** "Crown" Fitall Pr.

**UNIVERSAL FIT**



**1634002** Universal Shower

- Fits Grohe, Danfoss, Gerber, Central, Newport Brass, Altmans, etc.

**UNIVERSAL FIT**



**1652020** Universal S/L Faucet

- Fits Gerber & many imported faucet models.

# SHOWER REBUILD KITS

Each kit includes the stems, seats, handles, and trim for the most popular 3 valve shower bodies.



## FITS AMERICAN STANDARD



**ASK01- Heritage**

EACH KIT CONTAINS:		
W-R #	Description	Qty
AS002	Hot/Cold Handle	1 pr.
AS003	Diverter Handle	1
AS402H	Hot Stem	1
AS402C	Cold Stem	1
AS412	Diverter Stem	1
AS404	Stem Bushing	1
AS101	Escutcheon	3
AS201	Sleeve	3
4666022	Seat - (11/32" H - 7/16" x 24T)	2
4666023	Seat - (3/8" H - 35/64" x 18T)	1

## FITS CENTRAL BRASS



**CBK01 - Old Style Stems**

EACH KIT CONTAINS:		
W-R #	Description	Qty
CB003	Hot/Cold Handle	1 pr.
CB004	Diverter Handle	1
CB410	Hot/Cold Stem	2
CB412	Diverter Stem	1
CB202	Sleeve/Escutcheon	3
CB502	Brass Escutcheon Nipple	3
4666003	Seat (21/32" H - 5/8" x 24T)	3



**CBK01-P - New Style Stems**

EACH KIT CONTAINS:		
W-R #	Description	Qty
CB003	Hot/Cold Handle	1 pr.
CB004	Diverter Handle	1
CB415	N/S Hot/Cold Stem	2
CB417	N/S Diverter Stem	1
CB202	Sleeve/Escutcheon	3
CB502	Brass Escutcheon Nipple	3
4666003	Seat (21/32" H - 5/8" x 24T)	3



# SHOWER REBUILD KITS

## FITS GERBER



**GBK01 - Long Broach**

EACH KIT CONTAINS:		
W-R #	Description	Qty
<b>GB003</b>	Hot/Cold Long Broach Handles	1 pr.
<b>GB006</b>	Diverter Long Broach Handle	1
<b>GB401</b>	Hot/Cold Stem	2
<b>GB412</b>	Diverter Stem	1
<b>GB101</b>	Escutcheon	3
<b>GB201</b>	Sleeve	3
<b>4667002</b>	Seat (7/16" H - 5/8" x 20T)	3



**GBK02 - Short Broach**

EACH KIT CONTAINS:		
W-R #	Description	Qty
<b>GB007</b>	Hot/Cold Short Broach Handles	1 pr.
<b>GB008</b>	Diverter Short Broach Handle	1
<b>GB401</b>	Hot/Cold Stem	2
<b>GB412</b>	Diverter Stem	1
<b>PP202</b>	Escutcheon	3
<b>0623008</b>	Fitall Escutcheon Nipple	3
<b>4667002</b>	Seat (7/16" H - 5/8" x 20T)	3

## FITS KOHLER



**KKK01 - Trend**

EACH KIT CONTAINS:		
W-R #	Description	Qty
<b>KK002</b>	Hot/Cold Handle	1 pr.
<b>KK003</b>	Diverter Handle	1
<b>KK410H</b>	Hot Stem	1
<b>KK410C</b>	Cold Stem	1
<b>KK412</b>	Diverter Stem	1
<b>KK102</b>	Escutcheon	3
<b>4666004</b>	Seat (3/8" H - 1/2" x 27T)	3

## FITS PRICE-PFISTER



**PPK01 - "Verve"**

EACH KIT CONTAINS:		
W-R #	Description	Qty
<b>PP004</b>	Hot/Cold Handles	1 pr.
<b>PP005</b>	Diverter Handle	1
<b>PP410</b>	Hot/Cold Stem - Less Threads	2
<b>PP414</b>	Diverter Stem - Less Threads	1
<b>PP202</b>	Escutcheon	3
<b>PP502</b>	Escutcheon Nipple	3
<b>4666010</b>	Seat (3/8" H - 21/32" x 18T)	3

# SHOWER REBUILD KITS

## FITS SAYCO



**SAK01**

EACH KIT CONTAINS:		
W-R #	Description	Qty
<b>SA001</b>	Hot/Cold Handles	1 pr.
<b>SA006</b>	Diverter Handle	1
<b>SA401H</b>	H/C Stem	2
<b>SA412</b>	Diverter Stem	1
<b>SA101</b>	Escutcheon	3
<b>SA201</b>	Sleeve	3
<b>4666032</b>	Seat (5/16" H - 1/2" x 20T)	3

## FITS STERLING



**STK01**

EACH KIT CONTAINS:		
W-R #	Description	Qty
<b>ST006</b>	Hot/Cold Handles	1 pr.
<b>ST004</b>	Diverter Handle	1
<b>ST410</b>	H/C Stem	2
<b>ST412</b>	Diverter Stem	1
<b>ST102</b>	Escutcheon	3
<b>ST202</b>	Sleeve	3
<b>4666020</b>	Seat (3/8" H - 1/2" x 24T)	3

# BASIN REBUILD KITS

## FITS GERBER



**GBF1LF**


EACH KIT CONTAINS:		
W-R #	Description	Qty
<b>GB005</b>	Hot/Cold Basin Handle	1 pr.
<b>GB407HLF</b>	Hot Basin Stem	1
<b>GB407CLF</b>	Cold Basin Stem	1
<b>4667002</b>	Seat (7/16" H - 5/8" x 20T)	2



**1670002**



**1670004**



**1670006**




**1670008**




**1670010**




**1670012**



**1670014**



**1670016**



**1670018**



**1670020**



**1670022**



**1670024**

W-R#	Description	Min.	Box
------	-------------	------	-----

<b>1670002</b>	<b>A</b>	100	
----------------	----------	-----	--

<sup>13</sup>/<sub>16</sub>" O.D. x <sup>5</sup>/<sub>8</sub>" I.D. x <sup>3</sup>/<sub>32</sub>"

Fits Price-Pfister, Arrowhead, Am. Standard

<b>1670004</b>	<b>B</b>	100	
----------------	----------	-----	--

<sup>7</sup>/<sub>8</sub>" O.D. x <sup>11</sup>/<sub>16</sub>" I.D. x <sup>3</sup>/<sub>32</sub>"

Fits Kohler, Central, Gopher, Republic, Briggs, Mullins, Schaible, Am. Standard, Chase, Milwaukee Faucet.

<b>1670006</b>	<b>C</b>	100	
----------------	----------	-----	--

<sup>15</sup>/<sub>16</sub>" O.D. x <sup>3</sup>/<sub>4</sub>" I.D. x <sup>3</sup>/<sub>32</sub>"

Fits Kohler, Union Brass, Gerber, Indiana Brass, Sayco, Am. Standard.

<b>1670008</b>	<b>D</b>	100	
----------------	----------	-----	--

<sup>3</sup>/<sub>8</sub>" O.D. x <sup>1</sup>/<sub>4</sub>" I.D. x <sup>1</sup>/<sub>16</sub>"

Fits Acme Brass.

<b>1670010</b>	<b>E</b>	100	
----------------	----------	-----	--

<sup>7</sup>/<sub>16</sub>" O.D. x <sup>5</sup>/<sub>16</sub>" I.D. x <sup>1</sup>/<sub>16</sub>"

Fits Central Brass, Eljer, Milwaukee Faucet, Chase.

<b>1670012</b>	<b>F</b>	100	
----------------	----------	-----	--

<sup>9</sup>/<sub>16</sub>" O.D. x <sup>3</sup>/<sub>8</sub>" I.D. x <sup>3</sup>/<sub>32</sub>"

Fits General Brass, Arrowhead, Repcal, Gerber, Milwaukee Faucet, Savoy, Am. Standard, Harcraft.

<b>1670014</b>	<b>G</b>	100	
----------------	----------	-----	--

1" O.D. x <sup>3</sup>/<sub>4</sub>" I.D. x <sup>1</sup>/<sub>8</sub>"

Fits Crane, Milwaukee Faucet.

<b>1670016</b>	<b>H</b>	100	
----------------	----------	-----	--

<sup>1</sup>/<sub>16</sub>" O.D. x <sup>13</sup>/<sub>16</sub>" I.D. x <sup>1</sup>/<sub>8</sub>"

Fits Eljer, Moen, Chase.

<b>1670018</b>	<b>I</b>	100	
----------------	----------	-----	--

<sup>1</sup>/<sub>8</sub>" O.D. x <sup>7</sup>/<sub>8</sub>" I.D. x <sup>1</sup>/<sub>8</sub>"

Fits Mullins, Repcal, Harcraft.

<b>1670020</b>	<b>J</b>	100	
----------------	----------	-----	--

<sup>5</sup>/<sub>8</sub>" O.D. x <sup>7</sup>/<sub>16</sub>" I.D. x <sup>3</sup>/<sub>32</sub>"

Fits Central, Chase, Scovil Ballcock, Savoy.

<b>1670022</b>	<b>K</b>	100	
----------------	----------	-----	--

<sup>11</sup>/<sub>16</sub>" O.D. x <sup>1</sup>/<sub>2</sub>" I.D. x <sup>3</sup>/<sub>32</sub>"

Fits Eljer, Moen, Sayco, Dishmaster.

<b>1670024</b>	<b>L</b>	100	
----------------	----------	-----	--

<sup>3</sup>/<sub>4</sub>" O.D. x <sup>9</sup>/<sub>16</sub>" I.D. x <sup>3</sup>/<sub>32</sub>"

Fits Central, Schaible, Eljer, Price Pfister, Chase, Milwaukee Faucet.

**O-RING ASSORTMENT KITS**



**1668002** 150 Piece Assortment

**FAUCET & SHOWER SEATS**



**BRASS SEAT KITS**

**NYC FAUCET SEAT KIT**

4 KOHLER 1/2 x 27 4666004	6 AM-STD BARNES 1/2 x 20 4666014	16 AMER. STD. 7/16 x 24 4666022	12 GERBER 5/8 x 20 4667002	10 SAVOY 9/16 x 20 4666030	10 CENTRAL 1/2 x 24 4666008
4 SAYCO-YOUNG 1/2 x 20 4666032	6 UNION 33/64 x 18 4666034			10 STERLING 1/2 x 24 4666020	10 PRICE PFISTER 1/2 x 20 4666038
4 AMER. STD. 35/64 x 24 4666002	6 ELJER 1/2 x 27 4666012				

**CROWN FAUCET SEAT KIT**

4666002 AMERICAN STANDARD	4666004 KOHLER	4666006 BARNES DICK	4666008 CENTRAL STERLING	4666010 BRIGGS REPUBLIC	4666012 ELJER
4666014 AM. STD. BARNES CROSLEY SAYCO Y'NGSTOWN.	4666016 SCHAIBLE	4666018 SPEAKMAN	4666020 STERLING	4666022 AMERICAN STANDARD	4666024 BARNES
4666026 INDIANA MILWAUKEE	4666028 MILWAUKEE	4666030 SAVOY	4666032 SAYCO Y'NGSTOWN	4666034 UNION	4666036 UNIVERSAL RUNDLE

W-R#	Description	Min	Box
4663002	NYC Seat Kit	1	12

- 100 of the 12 most popular sizes in the New York region.



W-R#	Description	Min	Box
4664002	Crown Seat Kit	1	12

- 100 of the 18 most popular size seats



**SEAT GAUGE**



W-R#	Description	Min	Box
1850000	Seat Gauge	1	6

- 16 measurements



**BRASS BIB SCREWS**

W-R#	Description	Min	Box
1683002	3/8" x 6/32"	100	100
1683004	3/8" x 8/32"	100	100
1683006	3/8" x 10/32"	100	100
1683008	3/8" x 10/24"	100	100
1684002	1/2" x 6/32"	100	100
1684004	1/2" x 8/32"	100	100
1684006	1/2" x 10/32"	100	100
1684008	1/2" x 10/24"	100	100

W-R#	Description	Min	Box
1681002	100 pc Assorted	1	12

**GENUINE DELTA® PARTS**



**GENUINE DELTA®  
HANDLE**

W-R#	Description	Min.
ODP01	RP2393 Handle	1



**GENUINE DELTA®  
#70 BALL**

W-R#	Description	Min.
ODP20	RP70 Ball	1



**GENUINE DELTA®  
#212 BALL**

W-R#	Description	Min.
ODP22	RP212 Ball	1



**GENUINE DELTA®  
SEATS & SPRINGS**

W-R#	Description	Min.
ODP28	RP4993	1



**GENUINE DELTA®  
REPAIR KIT**

W-R#	Description	Min.
ODP30	RP3614	1



**GENUINE DELTA®  
SPRAY DIVERter**

W-R#	Description	Min.
ODP36	RP320	1



**GENUINE DELTA®  
BALANCING SPOOL**

W-R#	Description	Min.
ODP51	RP574	1



**GENUINE DELTA® PARTS**



**GENUINE DELTA®  
STEM UNIT**

W-R#	Description	Min.
ODP34	RP1740	1



**GENUINE DELTA®  
SHOWER CARTRIDGE**

W-R#	Description	Min.
ODP52	RP19804	1



**GENUINE DELTA®  
SHOWER CARTRIDGE**

W-R#	Description	Min.
ODP54	RP32104	1



**GENUINE DELTA®  
SHOWER CARTRIDGE**

W-R#	Description	Min.
ODP56	RP1991	1



**GENUINE DELTA®  
SHOWER CARTRIDGE**

W-R#	Description	Min.
ODP57	RP46463	1



**GENUINE DELTA®  
SHOWER CARTRIDGE**

W-R#	Description	Min.
ODP58	RP46074	1



**GENUINE DELTA®  
SHOWER CARTRIDGE**

W-R#	Description	Min.
ODP55	RP47201	1

**GENUINE GERBER®  
PARTS**

**GERBER.**

*PROFESSIONAL PERFORMANCE*



GERBER.

**GENUINE GERBER®  
SHOWER CARTRIDGE**

W-R#	Description	For Series
GB501	"Safetemp"	49-400/700
GB502	"Hardwater"	49-600/800



GERBER.

**GENUINE GERBER®  
SHOWER CARTRIDGE**

W-R#	Description	For Series
GB503	"Safetemp II" Cartridge & Control for GS-105	95-152 & 4



GB506

5"



GB504

5 3/4"

GERBER.

**GENUINE GERBER®  
SHOWER CARTRIDGE**

W-R#	Description	For Series
GB504	Pressure Balance Cartridge & Control for GH-301	97-231
GB506	Pressure Balance Cartridge & Control for GH-305	97-232



GERBER.

**GENUINE GERBER®  
SHOWER CARTRIDGE**

W-R#	Description	For Series
GB505	Cartridge for GS-305	97-058



GERBER.

**GENUINE GERBER®  
SHOWER HANDLE**

W-R#	Description	Gerber#
OGP40	"Safetemp"	97-020
OGP42	"Hardwater"	97-021

- Safetemp Broach is Oval  
- Hardwater Broach is Square



GERBER.

**GENUINE GERBER®  
CERAMIC CARTRIDGE**

W-R#	Description	Gerber#
OGP01	Ceramaflow®	92-298

- For Single-Lever faucets & showers



**GENUINE GERBER®  
TRIM PLATE**

W-R#	Description	Gerber#
OGP20	"Safetemp"	97-018

**GENUINE GERBER® PARTS**

**GERBER.**  
PROFESSIONAL PERFORMANCE



**GENUINE GERBER® SINGLE-LEVER SCREW PACK**

W-R#	Description	Gerber#
OGP45	Screw Assortment	97-016



**GENUINE GERBER® COMPRESSION BASIN STEMS**

W-R#	Description	Gerber#
OGP06	Hot Stem	98-688
OGP08	Cold Stem	98-689



**GENUINE GERBER® COMPRESSION SHOWER STEMS**

W-R#	Description	Gerber#
OGP10	Hot Stem	98-673



**GENUINE GERBER® COMPRESSION DIVERTER STEM**

W-R#	Description	Gerber#
OGP14	Diverter	98-726



**GENUINE GERBER® CERAMIC SHOWER STEMS**

W-R#	Description	Gerber#
OGP16	Hot Stem	98-705
OGP18	Cold Stem	98-709



**GENUINE GERBER® TUB/SHOWER FACE PLATES**

W-R#	Description	Gerber#
OGP32	Trip Plate w/Spring	97-130
OGP34	2-Hole Blank Plate	97-305



**GENUINE GERBER® PLATE & LINKAGE**

W-R#	Description	Gerber#
OGP30	Plug Linkage	97-171KT
OGP31	Spring Linkage	97-172KT



**GENUINE GERBER® BOTTOM ARM & PLUG**

W-R#	Description
OGP36	Plug and Arm Assembly



**GENUINE AMERICAN STANDARD® PARTS**

*American Standard*



*American Standard*

**GENUINE AMERICAN STANDARD® SINGLE-LEVER CARTRIDGES**

W-R#	Description	AM STD#
AS502	Ceramic Cartridge	023529-0070A
AS504	Ceramic Cartridge	A951470-0070A



AS520 Plastic Cadet

AS522 with Broach



AS526 Ceramic Cadet

AS528 less Broach

*American Standard*

**GENUINE AMERICAN STANDARD® TWO-HANDLE CARTRIDGES**

W-R#	Description	AM STD#
AS520	Plastic Cartridge	A954120-0070A
AS522	Ceramic Cartridge	028610-0070A
AS526	Ceramic Cartridge	951764-0070A
AS528	Ceramic Cartridge	994053-0070A



AS510

AS512



AS524

*American Standard*

**GENUINE AMERICAN STANDARD® SHOWER CARTRIDGES**

W-R#	Description	AM STD#
AS510	Shower Cartridge	051337-0070A
AS512	Shower Cartridge	066269-0070A
AS524	Shower Cartridge	A954440-0070A



*American Standard*

**GENUINE AMERICAN STANDARD® PRESSURE BALANCE CONTROL**

W-R#	Description	AM STD#
AS514	Pressure Balance	M952100-0070A



AS630

AS634

*American Standard*

**GENUINE AMERICAN STANDARD® FLUSHVALVES**

W-R#	Description	AM STD#
AS630	1.6 GPF Flushvalve	047107-0070A
AS634	Champion 4 Tower	3174.002-0070A

**SPECIALTY WASHERS**



**SEALTITE**

**RED SEALTITE®  
FAUCET WASHERS**



FLAT#	BEVELLED#	Size	Min
2702500	2702600	Asst'd	1 bx
2702502	2702602	00	1 bx
2702504	2702604	0	1 bx
2702506	2702606	1/4	1 bx
2702508	2702608	1/4 L	1 bx
2702510	2702610	3/8	1 bx
2702514	2702614	3/8 L	1 bx

- 100 washers per box
- 90 Durometer hardness; Temp up to 170°F
- Made in USA



**BLACK  
NEOPRENE WASHERS**



FLAT#	BEVELLED#	Size	Min
2702000	2701000	Asst'd	100
2702002	2701002	0	100
2702004	2701004	00	100
2702006	2701006	1/4	100
2702008	2701008	1/4 L	100
2702010	2701010	3/8	100
2702012	2701012	3/8 M	100
2702014	2701014	3/8 L	100
2702016	2701016	1/2	100
2702018	2701018	1/2 L	100

- Packed 100 to a plastic container
- 80 durometer hardness



**"CROWN" PACK  
WASHERS & SCREWS**

**"HOME-PACK"**

W-R#	Description	Min	Ctn
2706002	Beveled	1	12
2706004	Flat	1	12

- Includes 24 plastic boxes of washers and brass screws. Each box contains 20 washers and 4 brass screws.



**NEOPRENE  
WASHER KIT**

W-R#	Description	Min	Box
2703002	Beveled	1	10
2703004	Flat	1	10

- Includes 200 neoprene faucet washers and 50 brass screws.



**JUNIOR NEOPRENE  
WASHER KIT**

W-R#	Description	Min	Box
2704002	Beveled	1	10
2704004	Flat	1	10

- Includes 100 neoprene faucet washers and 18 brass screws.

**SPECIALTY WASHERS**



**PREMIUM GERBER  
HOMEPACK**

W-R#	Description	Min.	Box
2705002	Flat	12	12

4 pcs - 1/4L Flat sealite washers  
4 pcs - 3/8 x 10/24 brass bibb screws



**RUBBER SLIP JOINT  
WASHER**

W-R#	Description	Min.	Box
2707002	1 1/4"	100	
2707004	1 1/2"	100	
2708004	1 1/2" Heavy Duty	100	
2707008	2"	25	
2707010	2" x 1 1/2"	25	
2707006	1 1/2" x 1 1/4" Flat	100	
2708006	1 1/2" x 1 1/4" Bev	100	



**NYLON SLIP JOINT  
WASHER**



W-R#	Description	Min.	Box
2708502	1 1/4"	100	100
2708504	1 1/2"	100	100
2708506	1 1/2" x 1 1/4"	100	100
2708508	2"	25	100



**NYLON TAILPIECE  
WASHERS**



W-R#	Description	Min.	Box
2708602	1 1/2"	100	100



**W-R "PREMIUM" SLIP  
JOINT WASHERS**

W-R#	Description	Min
2708802	1 1/4" Slip-Joint	100
2708804	1 1/2" Slip-Joint	100
2708808	1 1/2" x 1 1/4" Slip-Jt	100
2708806	1 1/2" Tailpiece	100

- Premium silicon rubber composite for better seal!



**FITALL SLIP JOINT  
WASHER**



W-R#	Description	Min
2709002	Fitall Washer	100

- 1" I.D. x 1 3/8" O.D. x 3/16" wall
- Molded O-Ring stretches to fit 1 1/4", 1 1/2", and 2"



**CLOTH-INSERTED  
WASHER**



W-R#	Description	Min
2735102	1 1/2" Cloth-inserted	100

**SPECIALTY TOOLS**



**GENUINE  
CHANNELLOCK®  
TONGUE & GROOVE  
PLIERS**



W-R#	Size	Channellock#	Box
CL002	6 1/2"	426	6
CL004	9 1/2"	420	6
CL006	10"	430	6
CL008	12"	440	6
CL010	16"	460	6



**SOFT-JAW  
WATER PUMP PLIERS**

W-R#	Description	Min	Box
1818610	10" Soft-Jaw	1	6

- Replaceable plastic jaws do not mar chrome finish!
- Furnished with spare set of jaws

**ANGLE NOSE PLIERS  
-YELLOW GRIPS-**



New Sizes!

W-R#	Description	Min	Box
1818620	10"	1	10

- Zinc Dichromate finish resists corrosion
- Angled Pipe Wrench teeth for maximum grip



Features  
Grip-Tite Clip!

W-R#	Description	Min	Box
1818624	6 3/4"	1	10
1818626	8"	1	10
1818628	11" Notch Nose	1	10

W-R#	Description	Min	Box
1818632	10" Smooth Jaw	1	10



1818624 6 3/4" 3-settings  
with shear cutter



1818626 8" 4-settings  
with shear cutter



1818628 11" 7-settings  
with notch-nose



1818632 10" 7-settings  
with smooth jaws

**SPECIALTY TOOLS**



**LENOX® BI-METAL  
RECIPROCATING SAW  
BLADES - METAL**

W-R#	Length x TPI	Thick	Lenox#	Box
LX106	6" x 14T	.035	614R	5
LX108	6" x 18T	.035	618R	5
LX110	6" x 24T	.035	624R	5



**LENOX® MASTER-GRIT™  
RECIPROCATING SAW  
BLADES - CAST-IRON**

W-R#	Length x TPI	Thick	Lenox#	Box
LX120	6" x 6T	.050	656R	5
LX122	8" x 10T	.050	810R	5
LX124	9" x 6T	.050	956R	5

W-R#	Length x TPI	Thick	Lenox#	Box
LX306	8" x 6T	.040	800RG	2



**BOSCH® "RAPIDO"  
GRINDER WHEELS**



W-R#	Description	Min	Box
1812800	TCW1S450	12	12

- 4 1/2" x .04" x 7/8"
- For metal/stainless steel
- Type 1A for cutting only
- Max RPM 13,280



**QUICKBLADE®  
DUAL-BLADE CUTTER**

W-R#	Description	Min	Box
1812700	Quickblade®	1	6

- Reduces fatigue
- Precision cuts against a straight edge
- Ergonomic shape
- Adjustable blade depth
- Non-slip rubber grip
- Replacement blade compartment



**5-BLADE SHEET METAL  
CRIMPER**

W-R#	Description	Min	Box
1818702	5-Blade Crimper	1	6

**SPECIALTY TOOLS**



**“SAFETY-GRIP” UTILITY KNIFE**

W-R#	Description	Min	Box
1812108	Safety-Grip	1	6



**HEAVY-DUTY BLADES FOR UTILITY KNIFE**

W-R#	Description	Min	Box
1812102	Blades	5	100



**MINI HACKSAW**

W-R#	Description	Min	Box
1812208	Mini Hacksaw	1	10

**MINI HACKSAW BLADES**

W-R#	Description	Min	Box
1812210	Blades	10	100



**PUTTY KNIVES**

W-R#	Description	Min.	Box
1818606	2" Putty Knife	1	12



**PIPE TAPS**

W-R#	Description	Drill Size	Box
1820002	1/8"	11/32"	5
1820004	1/4"	7/16"	5
1820006	3/8"	9/16"	5
1820008	1/2"	3/4"	1
1820010	3/4"	7/8"	1
1820012	1"	1 1/8"	1
1820014	1 1/4"	1 1/2"	1
1820016	1 1/2"	1 3/4"	1
1820018	2"	2 1/4"	1



**SCREW EXTRACTORS**

W-R#	Description	Drill Size	Box
1843002	#4 -- 1/8"	1/4"	5
1843004	#5 -- 1/4"	17/64"	5
1843006	#6 -- 3/8"	13/32"	1
1843008	#7 -- 1/2"	17/32"	1
1843010	#8 -- 3/4"	13/16"	1
1843012	#9 -- 1"	1 1/8"	1

**SPECIALTY TOOLS**



**INTERNAL PIPE  
WRENCH**

W-R#	Description	Min	Box
1818122	1/2"	1	6
1818124	3/4"	1	6

- Tool to remove nipples, eccentric action grips inside of pipe.



**IRWIN SPEEDBOR  
'2000'® WOOD  
BORING BITS**

W-R#	Description	Irwin #	Min	Box
1812514	5/8"	88810	1	6
1812518	3/4"	88812	1	6
1812522	7/8"	88814	1	6
1812526	1"	88816	1	6
1812528	1 1/8"	88818	1	6
1812530	1 1/4"	88820	1	6
1812532	1 3/8"	88822	1	6
1812534	1 1/2"	88824	1	6

"Lock'n Load"  
Quick-Change  
System

W-R#	Description	Irwin #	Box
1812542	12" Lock'n Load	90112	1



**COPPER TUBE  
BENDING SPRINGS**

W-R#	Description	Min	Box
1806004	3/8" O.D.	1	6

• For bending supply lines and copper tubing.

**SPECIALTY TOOLS**



**PROFESSIONAL  
RATCHETING COPPER  
TUBING CUTTER**

W-R#	Description	Min	Box
<b>1807026</b>	1/4" - 2"	1	6
<b>1807030</b>	Wheel only	1	1

- Spring loaded cutter wheel arm allows slide action size adjustment and quick release
- Aluminum alloy body
- Extra wheel



**PROFESSIONAL  
MINI-TUBING CUTTER**

W-R#	Description	Min	Box
<b>1807020</b>	5/8"-1 1/8"	1	6
<b>1807030</b>	Wheel only	1	1

- Aluminum alloy body
- Extra wheel



**PVC PIPE CUTTER**

W-R#	Description	Min	Box
<b>1812028</b>	1" Sch 40 Cutter	1	6

- Ratchet action
- Cuts up to 1" Sch. 40 PVC pipe
- Cuts up to 1 1/4" PVC Tubular
- Harbor Forge display carded



**PEX TUBING CUTTER**

W-R#	Description	Min	Box
<b>1812040</b>	1 1/2" OD	1	6

- Sharp cutting edge for PEX & vinyl tubing
- Harbor Forge display carded



**SPECIALTY TOOLS**

**“QUICK-DRAW” PVC SAW**



**NEW!**

W-R#	Description	Min	Box
1812302	8” “Quick Draw”	1	12
1812310	12” “Quick Draw”	1	12
1812304	8” Blade Only	1	1
1812312	12” Blade Only	1	1

- Harbor Forge display carded

**PVC INSIDE PIPE CUTTER WITH ABRASIVE WHEEL**



W-R#	Description	Min	Box
1812030	Abrasive Cutter	1	12
1812032	Set of 3 Wheels	1	1

**PVC INSIDE CUTTER WITH METAL WHEEL**



W-R#	Description	Min	Box
1812070	Metal Blade	1	12

- Harbor Forge display carded

**PVC CABLE SAW**



W-R#	Description	Min	Box
1812212	26” Cable Saw	1	6

- Harbor Forge display carded

**“FITT’N SAVER” PVC SOCKET REAMER**



1. Saw PVC flush with fitting

2. Ream remainder out to renew fitting



W-R#	Description	Min	Box
1812060	1 1/2” Fitt’n Saver	1	6
1812062	2” Fitt’n Saver	1	6
1812064	3” Fitt’n Saver	1	6
1812066	4” Fitt’n Saver	1	6

- Harbor Forge display carded

**HARBORFORGE**

**SPECIALTY TOOLS**



**BLOCK FLARING TOOL**

W-R#	Description	Min	Box
1808004	3/16" - 5/8"	1	6
- 3/16", 1/4", 5/16", 3/8", 7/16", 1/2", 5/8"			
- Harbor Forge display package			



**COPPER SWEDGE TOOL**

W-R#	Description	Min	Box
1808215	3/8" - 7/8"	1	6



**WIRE-HANDLE  
COPPER FITTING  
BRUSH**

W-R#	Description	Min	Box
1809002	3/8"	10	100
1809004	1/2"	10	100
1809006	3/4"	10	100
1809008	1"	10	100
1809010	1 1/4"	10	100
1809012	1 1/2"	10	100
1809014	2"	10	100



**PLASTIC-HANDLE  
COPPER FITTING  
BRUSH**

W-R#	Description	Min	Box
1811002	3/8"	10	100
1811004	1/2"	10	100
1811006	3/4"	10	100
1811008	1"	10	100
1811010	1 1/4"	10	100
1811012	1 1/2"	10	100
1811014	2"	10	100



**4-IN-1 COPPER FITTING  
BRUSH**

W-R#	Description	Box
1809000	1/2" X 3/4" Brush	1
- Harbor Forge display carded		



**LONG-HANDLE WIRE  
SCRATCH BRUSH**

W-R#	Description	Min	Box
1811102	Scratch Brush	1	10
- 3 x 19 rows			
- 13" long			

**SPECIALTY TOOLS**



**BLUE WATERPROOF  
EMERY CLOTH**

W-R#	Description	Min	Box
<b>1835000</b>	5 yard	1	25
<b>1835002</b>	10 yards	1	25
<b>1835004</b>	25 yards	1	25

- 1½" Wide, 120 grit



**OPEN-MESH GRIT  
CLOTH**

W-R#	Description	Min	Box
<b>1835006</b>	5 yards	1	25
<b>1835008</b>	10 yards	1	25

- Waterproof 180 grit



**"CROWN-BRITE"  
ABRASIVE HAND PADS**

W-R#	Description	Min	Box
<b>1847500</b>	6" x 9 1/2" pad	60	60

• A quality substitute for the Scotch Brite® pad.



**SCOTCH BRITE® PADS**

W-R#	Description	Min	Box
<b>1848000</b>	6" x 9½" pad	20	60
<b>1848001</b>	6" x 9½" pad	60	60



**#0 INDUSTRIAL  
STEEL WOOL PADS**

W-R#	Description	Min	Box
<b>2433002</b>	6 sleeves/ctn	1	1

- 16 large pads per sleeve  
- "0" size.



**DOPE BRUSH**

W-R#	Description	Min	Box
<b>1813002</b>	3/8"	36	36



**ACID BRUSHES**

W-R#	Description	Min	Box
<b>1812002</b>	1/4"	1 gr.	1 gr.



**WOOD HANDLE CHIP  
BRUSHES**

W-R#	Description	Min	Box
<b>1814002</b>	1"	10	10
<b>1814006</b>	2"	10	10

**SPECIALTY TOOLS**



**5/8" CAULKING IRONS**



W-R#	Description	Min	Box
1872002	Inside - Short	1	6
1872004	Outside - Short	1	6
1872006	Straight - Short	1	6
1872012	Broad-Nose	1	6



**STEEL SOLDER LADLE**

W-R#	Description	Min	Box
1804006	4"	1	6



**CAST IRON SOLDER POT**

W-R#	Description	Min	Box
1805006	8"	1	6



**OAKUM**



W-R#	Description	Min	Box
1804048	Brown (1# bag)	1	6
1804050	Brown (5# box)	1	10
1804054	White (5# bag)	1	10
1804052	White (10# Coil)	1	1



**NON-ASBESTOS JOINT RUNNER**



W-R#	Description	Min	Box
1823002	#1 (2" to 4")	1	6
1823004	#2 (4" to 6")	1	6
1823006	#3 (6" to 10")	1	6
1823008	#4 (10" to 14")	1	6



**PLUMBERS CANDLES**

W-R#	Description	Min	Box
1840002	Candles	1	120



**SPARK LIGHTER**

**REPLACEMENT FLINTS**

W-R#	Description	Min	Box
1848002	Round File	1	10
1848006	Flat File	1	10
1848004	Flint only	10	10

**SPECIALTY TOOLS**



**"TRIPLE-HEAD"  
STRIKE LIGHTER**



W-R#	Description	Min	Box
1848010	Triple Strikers	1	10
1848012	Triple Flints	5	5



**FLAME SHIELD PADS**



W-R#	Description	Min	Box
1905000	12" x 12" Pad	1	12

- Fire Proof Non asbestos material protects wood and metal during sodling and brazing.
- Aluminum backing holds shape
- Working temp: 2500 °F



**B-TANK KEYS**



W-R#	Description	Min	Box
1701210	B-Tank Key	12	12



**SOAPSTONES**



W-R#	Description	Min	Box
1848510	Flat (6 per pack)	6	12
1848502	Flat Holder Only	1	6



**KWICK-WICK SPOOLS**



W-R#	Description	Min	Box
1906004	Spool	25	400

- Individual spools of single strand wicking for packing in threaded joints.



**2 OZ. LAMPWICK BALLS**



W-R#	Description	Min	Box
1906018	Fine (5-end)	12	12
1906020	Medium (8-end)	12	12



**DUCT TAPE**



W-R#	Description	Min	Box
2426002	2" x 60 yds-Gray	1	24
2426003	2" x 60 yds-Black	1	24



**FOIL TAPE**

W-R#	Description	Min	Box
2426010	2" x 60 Foil	1	12

**SPECIALTY TOOLS**



**ELECTRICAL TAPE**

W-R#	Description	Min	Box
1841002	3/4" x 60'	1	10



**BLUE PAINTER'S TAPE**



W-R#	Description	Min	Box
1004102	1" Wide	1	10
1004104	1 1/2" Wide	1	10
1004106	2" Wide	1	10



**RED RUBBER SQUARE-PAK**



W-R#	Description	Min	Box
1910002	6" x 6"	12	12
1910004	12" x 12"	12	12

- 1/16" thick red SBR rubber.



**RED RUBBER PACKING SHEET**



W-R#	Description	Min
1909002	1/16"	100 lbs
1909014	1/8"	100 lbs

- Approximate roll dimensions:  
 1909002 (1/16") 3' x 60'  
 1909014 (1/8") 3' x 27'  
 -20 to 170° Fahrenheit



**HIGH-TEMPERATURE GASKETING MATERIAL**



W-R#	Description	Min
1904002	60" x 60"	1
1904004	30" x 30"	1

- 1/16" Thick  
 - Non asbestos pressed fiber  
 - Rated at up to 1200°F

**SPECIALTY TOOLS**



**BROWN JERSEY  
WORK GLOVES**

W-R#	Description	Min	Box
1839002	Brown Jersey	1 dz	12 dz

- 9 oz.



**"SPLATTER-PALM"  
WORK GLOVES**

W-R#	Description	Min	Box
1839008	Red "Splatter"	10 pr	100 pr



**LATEX GLOVES**



W-R#	Description	Min	Box
1839006	Large	50 pr	50 pr
1839014	Extra Large	50 pr	50 pr

- Powdered latex for comfort



**BLUE NITRILE GLOVES**



W-R#	Description	Min	Box
1839010	Large	50 pr	50 pr
1839018	Extra Large	50 pr	50 pr



**BLACK NITRILE  
GLOVES**



W-R#	Description	Min	Box
1839020	Large	50 pr	50 pr
1839024	Extra Large	50 pr	50 pr



**GREASE MONKEY®  
"GORILLA-GRIP"  
NITRILE GLOVES**



W-R#	Description	Min	Box
1839702	Large	1 pr	12 pr
1839704	Extra Large	1 pr	12 pr

- Patented NeverSlip® technology
- Lightweight nylon shell
- Nitrile dipped for maximum durability during wet & dry projects.



**SPECIALTY TOOLS**



**DISPOSABLE DUST MASKS**

W-R#	Description	Min	Box
1839502	5 per bag	5	50
1839503	50 per box	1 bx	12



**PROTECTIVE EYE GUARD**

W-R#	Description	Min	Box
1839510	Vinyl Goggles	1	12



**CLEAR SPECTACLES**

W-R#	Description	Min	Box
1839512	Clear	1	12

- 100% Impact resistant
- Absorbs 99% UV light



**JACKSON "NEMESIS"® SAFETY GLASSES**



W-R#	Description	Min	Box
1839602	Clear	1	12
1839604	Smoke-Mirrored	1	12
1839606	Blue-Mirrored	1	12
1839608	Camo-Bronze	1	12

- Stylish, sporty look and feel
- Meets ANSI Z87.1+ standard
- Polycarbonate lenses provide 99.9% UVA/ UVB/ UVC protection
- Patented FLEX-DRY\* designed to be extremely flexible, to channel sweat away from the eyes, and to help prevent slippage down the nose – all for long-term comfort



**CONTRACTOR SAFETY VESTS**



W-R#	Description	Min	Box
1839802	Orange	1	12

- Red Orange Vinyl coated polyester mesh
- Flexible knit for comfort
- Lime/yellow reflective strips for night visibility
- UV-resistant



**SPECIALTY TOOLS**



**WHITE HARDHATS**



W-R#	Description	Min	Box
------	-------------	-----	-----

**1839820** White 1 20

- White HDPE shell
- 4 point suspension with pin lock
- Meets ANSI Z89.1-2009 Type 1 Class E



**HEARING PROTECTOR EARMUFFS**



W-R#	Description	Min	Box
------	-------------	-----	-----

**1839832** Low Profile 1 6

- Padded foam headband
- Noise Reduction Rating (NRR) 27
- Professional grade



**CORDED EARPLUGS**



W-R#	Description	Min	Box
------	-------------	-----	-----

**1839834** AirSoft design 1 6

- 4-flange AirSoft design for comfort & protection
- Noise Reduction Rating (NRR) 27
- Includes carrying case



**5-PACK FOAM EARPLUGS**



W-R#	Description	Min	Box
------	-------------	-----	-----

**1839836** Single-use 1 6

- Bell-shaped polyurethane foam
- Noise Reduction Rating (NRR) 33
- 5 pair per pack



**FIRST AID KITS**



W-R#	Description	Min	Box
------	-------------	-----	-----

**1839872** 10-person kit 1 5

- White plastic case
- Contains: (16) 1" x 3" Adhesive Bandages, (1) 1/2" x 5 yd. Adhesive Tape, (1) Instant Cold Pack, (1) 3" x 6 yd. Roller, (1) Non-Sterile Triangular Bandage, (1) Plastic Forcep, (1) Scissor, (1) 5" x 9" Sterile Trauma Pad, (2) Sterile Eye Pads, (4) Synthetic Gloves, (2) 3 Packs Pain-A-Rest(R), (4) 3" x 3" Sterile Gauze Pads, (6) Antibiotic Ointment, (6) Burn Cream, (6) Antiseptic, (6) Sting Packs



**GRABBER® HAND & TOE WARMERS**



W-R#	Description	Min	Box
------	-------------	-----	-----

**1839882** Hand Warmers 12 40

**1839884** Toe Warmers 12 40

- Single-use air activated heat packs

**SPECIALTY TOOLS**



**STUFF-SORTER® ORGANIZER BUCKETS**



W-R#	Description	Min	Box
1861000	Bucket (2 lg, 2 sm trays)	1	8
1861004	Small Tray only	1	6
1861006	Large Tray only	1	6



**PLASTIC UTILITY TOTE TRAYS**



W-R#	Description	Min	Box
1862050	Tote Tray	1	6

- Black Plastic  
- 10" x 15" x 5"

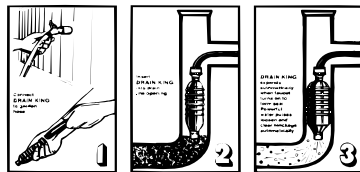


**STEEL NIPPLE TRAYS**

W-R#	Description	Min	Box
1871002	1/2"	1	1
1871004	3/4"	1	1
1871006	1"	1	1
1871008	1 1/4"	1	1
1871010	1 1/2"	1	1
1871012	2"	1	1
1871500	1/2" x 3/4"	1	1



**DRAIN-KING® DRAIN CLEANERS**



W-R#	Description	Drain King#	Min
1821000	1"-2"	501	1
1821002	1 1/2" - 3"	186	1
1821003	3" - 4"	H34	1
1821004	3" - 6"	750	1



**1/2" EZ-PLUG**

W-R#	Description	Min	Box
2425004	1/2" EZ-Plug	1	12

- EZ plug is used with drop-ear elbow to serve as a test plug and stubout.

**SPECIALTY TOOLS**



**BLOCKAGE BUSTER**

W-R#	Description	Min	Box
1830006	25'	1	4



**ZOOM AUGER**

W-R#	Description	Min	Box
1831504	1/4" x 25'	1	4

- One piece cork screw head. Tough plastic housing.



**"MASTER" FORCE CUP W/STICK**

W-R#	Description	Min	Box
1825004	W/ pullout sleeve	1	12

- 18" stick



**RUBBER FORCE CUP W/STICK**

W-R#	Description	Min	Box
1826002	4" (9" stick)	1	12
1826004	5" (24" stick)	1	12
1826006	6" (24" stick)	1	12



**"ULTRA-BLAST" FORCE CUP W/STICK**

W-R#	Description	Min	Box
1825030	"Ultra-Blast" w/ pullout sleeve	1	12

- 18" stick



**"PRO-FORCE" FORCE CUP W/STICK**

W-R#	Description	Min	Box
1825020	"Pro-Force" w/ pullout sleeve	1	12

- 18" stick

**SPECIALTY TOOLS**



**BALL-TYPE FORCE CUP  
W/STICK**

W-R#	Description	Min	Box
<b>1825002</b>	With 24" stick	1	4



**HIGH-NECK VENT  
PLUNGER W/STICK**

W-R#	Description	Min	Box
<b>1825006</b>	High-Neck	1	12

- Used to clear external house traps
- Popular for use in Michigan & Buffalo, NY



**"HANDY HAND"  
PICK-UP TOOL**

W-R#	Description	Min	Box
<b>1824504</b>	24"	1	6



**GT WATERS  
FLEXIBLE  
MINI-SNAKE**

W-R#	Description	Min	Box
<b>1829001</b>	Mini-Snake	1	12

- Round polypropylene shaft won't kink or bend.



**4-PIECE DENTAL  
PICK SET**

W-R#	Description	Min	Box
<b>1845004</b>	4 pc. Set	1	6

- Useful for removing stubborn o-rings, & stem packing



**O-RING PULLER**

W-R#	Description	Min	Box
<b>1845002</b>	5¼"	1	6

- For easy removal of all size "O" rings and washers.

**SPECIALTY TOOLS**

# HARBORFORGE



**What are HarborForge tools?**

HarborForge is Wal-Rich's line of plumbing specialty tools attractively packaged and retail-ready. Furnished in professionally designed slide-blisters--HarborForge tools are barcoded and pegboard ready to give your sales counter a more polished look.

With over 25 SKUs available, and more being added--consider HarborForge tools for your sales counter.



Look for the **HARBORFORGE** logo on the following items:

- |   |  |
|---|--|
| <b>1812028</b> 1" PVC Pipe Cutter (p.225)   | <b>1824002</b> Handle Puller (p.239)             |
| <b>1812040</b> PEX Tubing Cutter (p.225)    | <b>1824008</b> Yank-All Handle Puller (p.239)    |
| <b>1812302</b> 8" Quickdraw Saw (p.226)     | <b>1824010</b> Tri-Jaw Handle Puller (p.239)     |
| <b>1812310</b> 12" Quickdraw Saw (p.226)    | <b>1849000</b> Cartridge Puller for Moen (p.239) |
| <b>1812212</b> 26" PVC Cable Saw (p.226)    | <b>1849001</b> T-Handle Puller for Moen (p.239)  |
| <b>1812060</b> 1 1/2" Fitt'n Saver (p.226)  | <b>1818400</b> Crown Tub Drain Wrench (p.240)    |
| <b>1812062</b> 2" Fitt'n Saver (p.226)      | <b>1818005</b> 4-in-1 PO Plug Wrench (p.240)     |
| <b>1812064</b> 3" Fitt'n Saver (p.226)      | <b>1817002</b> Duo Spanner Wrench (p.240)        |
| <b>1812066</b> 4" Fitt'n Saver (p.226)      | <b>1818106</b> Shower Body Socket Set (p.241)    |
| <b>1812070</b> PVC Inside Cutter (p.226)    | <b>1818135</b> Folding Hex Keys (p.242)          |
| <b>1808004</b> Block Flaring Tool (p.227)   | <b>0421004</b> 4-way sillcock key (p.243)        |
| <b>1809000</b> 4-in-1 Fitting Brush (p.227) | <b>1817010</b> Telescoping Basin Wrench (p.243)  |
| <b>1818500</b> No-Hub Torque Wrench (p.244) | <b>1802210</b> Inspection Mirror (p.247)         |

**SPECIALTY TOOLS**



**STANDARD HANDLE PULLER**

W-R#	Description	Min	Box
1824002	Standard	1	6

- Harbor Forge display carded



**HAMMER-ACTION HANDLE PULLER**

W-R#	Description	Min	Box
1824004	Deluxe (Hammer)	1	6



**W-R "YANK-ALL" HANDLE PULLER**

W-R#	Description	Min	Box
1824008	"Yank-All"	1	6

- Wider jaws fit over larger shower handles  
 - Harbor Forge display carded



**W-R "TRI-JAW" HANDLE PULLER**

W-R#	Description	Min	Box
1824010	"Tri-Jaw"	1	6

- 3 adjustable jaws to fit the most stubborn handles.  
 - HarborForge display carded



**MOEN CARTRIDGE REMOVAL TOOL**

W-R#	Description	Min	Box
1849000		1	1

- For removal of both metal and plastic Moen faucet cartridges.  
 - HarborForge display carded



**MOEN CARTRIDGE REMOVAL TOOL**

W-R#	Description	Min	Box
1849001	T-handle	1	1

- An alternative to the gold key pattern for removal of plastic and brass Moen cartridges.  
 - HarborForge display carded

**SPECIALTY TOOLS**



**CROWN TUB DRAIN WRENCH**

W-R#	Description	Min	Box
1818400		1	6

- Cast Aluminum Body
- Fits most tub drains and spuds
- Harbor Forge display carded



**P.O. PLUG WRENCH**

W-R#	Description	Min	Box
1818004	Wrench	1	6



**4-1 P.O. PLUG WRENCH**

W-R#	Description	Min	Box
1818005	4 in 1 Wrench	1	6

- Harbor Forge display carded



**INTERNAL SPUD WRENCH**

W-R#	Description	Min	Box
1818000	Internal Wrench	1	6

- Non-Mar wrench can be used for removal or installation of closet spuds, large and small sink strainers, waste and overflows, etc.
- Harbor Forge display carded



**4-IN-1 LOCKNUT WRENCH**

W-R#	Description	Min	Box
1818142	Wrench	1	6

- Fits all size closet spuds and duo locknuts.



**ADJUSTABLE LOCKNUT WRENCH**

W-R#	Description	Min	Box
1818144	Locknut wrench	1	6



**DUO STRAINER SPANNER WRENCH**

W-R#	Description	Min	Box
1817002	Wrench	1	6

- For tightening locknut of duo strainer and sink plug. Cast Body.



**INSIDE DUO BASKET WRENCH**

W-R#	Description	Min	Box
1817003	Inside Wrench	1	6

- 4" length

**SPECIALTY TOOLS**



**CUP-TYPE DUO STRAINER WRENCH**

W-R#	Description	Min	Box
1818146	Cup-Type Wrench	1	6

- High Impact Black Plastic



**SHOWER BODY SOCKET WRENCH SET**

W-R#	Description	Min	Box
1818106	7 piece set	1	25

- Consists of 5 two size sockets. For use on shower valves, faucets, bibbs and basin cocks, etc. Total pieces = 7.  
- Harbor Forge display package



**INDIVIDUAL SHOWER SOCKETS**

W-R#	Description	Min
1818108	21/32" x 27/32"	1
1818110	29/32" x 31/32"	1



**HEAVY-DUTY DOUBLE-END SHOWER SOCKET WRENCH**

W-R#	Description	Min
1818008	For Savoy	1
1818010	For Gerber	1

- For bonnet and packing bushings and behind the wall concealed bath and shower fixtures.



**SEAT WRENCH**

W-R#	Description	Min	Box
1818126	Straight	1	12
1818128	Angle	1	12

• A forged steel tool to exact most all sizes of faucet seats. Features smooth, tapered ends.



**GERBER SEAT WRENCH**

W-R#	Description	Min	Box
1818130	F/ Gerber seats	25	25



**"CROWN" RATCHET SEAT WRENCH SET**

W-R#	Description	Min	Box
1818134	Ratchet wrench	1	12

• A 4-piece tool that fits most faucet seats. Packed in a pouch. Features smooth, tapered ends.



**SPECIALTY TOOLS**



**O'MALLEY  
"DRIPSTOPPER"  
FAUCET RESEATER**



W-R#	Description	Min	Box
<b>1816010</b>	Drip stopper • Drip stopper set includes four hardened steel cutters, faucet washers, and guide cone for repairing faucets without cap nuts.	1	6
<b>1816011</b>	Shower Reamer - Special Design for Shower seats - Longer shaft to enter shower body	1	6



**BRASS-CONE  
BIBB REAMER**

W-R#	Description	Min	Box
<b>1816002</b>	Reamer - Furnished with extra cutting heads.	1	6



**STRAP WRENCH**

W-R#	Description	Min	Box
<b>1817016</b>	7" handle	1	6



**TOILET SEAT  
NUT WRENCH**

W-R#	Description	Min	Box
<b>1817004</b>	Nut wrench - Fits all types of nuts used on toilet seat hinges, plastic or metal.	1	6



**FOLDING HEX KEY SET**

W-R#	Min	Box
<b>1818135</b>	1	6

- Harbor Forge display carded



**T-HANDLE HEX  
KEY SET**

W-R#	Size	Min	Box
<b>1818137</b>	9"	1	6

- 8 piece set



**8 PIECE ALLEN  
WRENCH SET ON RING**

W-R#	Min	Box
<b>1818140</b>	1/16" to 1/4"	1 6

**SPECIALTY TOOLS**



**BASIN BUDDY®  
FAUCET NUT WRENCH**



W-R#	Description	Min	Box
<b>1890002</b>	Basin Buddy	1	10

- The original Basin Buddy® Universal Faucet Nut Wrench
- Fits most metallic & plastic basin supply nuts
- Unique cutaway design allows for easy installation & removal of nuts.
- Includes 1/4" x 3/8" ratchet adapter
- Made in USA



**BASIN WRENCH**

W-R#	Description	Min	Box
<b>1817006</b>	11"	1	6
<b>1817008</b>	15"	1	6

- Harbor Forge display carded



**HEAVY-DUTY  
ADJUSTABLE  
BASIN WRENCH**

W-R#	Description	Min	Box
<b>1817010</b>	10" - 16"	1	6

- Similar to Rigid 1017
- Harbor Forge display carded



**4-WAY  
SILCOCK KEY**

W-R#	Description	Min	Box
<b>0421004</b>		1	10

- Fits popular make stop cocks with stems 1/4", 9/32", 5/16" and 11/32".
- Harbor Forge display carded



**WATER HEATER  
ELEMENT WRENCH**

W-R#	Description	Min	Box
<b>1817000</b>	Element Wrench 1		6

- 3" length



**RADIATOR  
SPUD WRENCH**

W-R#	Description	Min	Box
<b>1818120</b>	Domestic	1	6
<b>1818118</b>	Imported	1	6

- Heavy-duty malleable iron

**SPECIALTY TOOLS**



**NO-HUB TORQUE WRENCH**

W-R#	Description	Min	Box
1818500	No-Hub Wrench 1	1	6

- 5/16" socket



**CROWN DELUXE NO-HUB TORQUE WRENCH**

W-R#	Description	Min	Box
1818560	60 psi Wrench 1	1	1

- 5/16" socket



**NUT DRIVERS**

W-R#	Description	Min	Box
1808452	5/16"	1	6



**6-1 SCREW DRIVER**

W-R#	Description	Min	Box
1808403	6 -1 Screwdriver 1	1	12



**MAGNETIC ALUMINUM TORPEDO LEVEL**

W-R#	Description	Min	Box
1858400	Johnson® Level 1	1	12



**AVIATION TIN SNIPS**

W-R#	Description	Min	Box
1815002	Center Snip 1	1	6



**4-1 COUNTERSUNK PLUG WRENCH**

W-R#	Description	Min	Box
1818148	Wrench 1	1	6

- 3/4", 7/8", 1", 1 1/4" plugs



**6-1 COUNTERSUNK PLUG WRENCH**



W-R#	Description	Min	Box
1818150	Wrench 1	1	1

- Malleable iron  
- Fits square and slotted cleanout plugs

**SPECIALTY TOOLS**



**STEEL-FRAME  
CAULKING GUN**

W-R#	Description	Min	Box
1840104	Steel Frame	1	12



**STANDARD  
CAULKING GUN**

W-R#	Description	Min	Box
1840102	Barrel Style	1	12



**POINTING TROWELS**

W-R#	Description	Min	Box
1808899	5" Trowel	1	10

- Philadelphia Pattern



**NYLON CABLE TIES**

W-R#	Description	Min
1847004	4" Standard	100
1847007	7" Standard	100
1847011	11" Standard	100
1847017	17" Heavy Duty	100
1847024	24" Heavy Duty	100
1847036	36" Heavy Duty	100

- Natural color

- Tensile Strength: Standard: 50 psi  
Heavy Duty: 175 psi



**RUBBER TIE DOWNS**



W-R#	Description	Min	Box
1846000	15"	1	20
1846002	21"	1	20
1846004	31"	1	20
1846006	41"	1	20



**NYLON CAM STRAPS**



W-R#	Description	Color	Min
1846502	1" X 24"	Black	1
1846504	1" X 48"	Red	1
1846506	1" X 72"	Yellow	1
1846512	1" X 144"	Purple	1



**TAPE MEASURES**

W-R#	Description	Min	Box
1808602	1" x 25'	1	6

**SPECIALTY TOOLS**

**DROP LIGHTS**



W-R#	Description	Min	Box
<b>1802020</b>	16/3 25 ft.	1	6
<b>1802022</b>	16/3 50 ft.	1	6

- Metal Cage
- U.L. Approved
- Orange rubber insulation

**TOUGH-SKIN® COATED INCANDESCENT BULBS**



W-R#	Description	Min	Box
<b>1802125</b>	75 Watt	6	48
<b>1802127</b>	100 Watt	6	48

**EXTENSION CORDS**



W-R#	Description	Min	Box
<b>1802000</b>	16/3 50 ft.	1	6
<b>1802002</b>	16/3 25 ft.	1	6

<b>1802004</b>	12/3 25 ft.	1	6
<b>1802006</b>	12/3 50 ft.	1	4
<b>1802008</b>	12/3 100 ft.	1	2

- U.L. approved
- Orange rubber insulation

**GARBAGE DISPOSAL CORDS**



W-R#	Description	Min	Box
<b>1802302</b>	3' w/straight plug	1	6
<b>1802304</b>	6' w/straight plug	1	6

- 16/3 AWG
- 5-15 plug
- 13A, 1625V

**GARBAGE DISPOSAL CORD KITS**



W-R#	Description	Min	Box
<b>1802350</b>	3' w/straight plug	1	6
<b>1802352</b>	6' w/straight plug	1	6

- Furnished with 1/2" ROMEX connector & wire nuts

**ALKALINE BATTERIES**



W-R#	Description	Min	Box
<b>1819002</b>	"D"	12	12
<b>1819004</b>	"C"	12	12
<b>1819006</b>	"AA"	24	24
<b>1819008</b>	"AAA"	24	24
<b>1819010</b>	9V	12	24

**SPECIALTY TOOLS**



**HARBORFORCE**

**INSPECTION MIRROR**

W-R#	Description	Min.	Box
1802210	1 1/4" Round	1	6

- Telescoping arm



**MATCH EXTENDER**

W-R#	Description	Min.	Box
1802212	26" Extender	1	6

- Telescoping arm



**5 LB. BOX OF RAGS**

**NEW!**

W-R#	Description	Box
1881002	5 lb. box	1


- Recycled Fleece Sweatshirt material



**SHOP TOWELS**

W-R#	Description	Bag
1881004	6 per bag	1

- Size 15" X 15"  
- 100% Cotton  
Highly Absorbent, Machine Washable, Recyclable.



**YELLOW MASON TWINE**

W-R#	Description	Min	Box
1908002	#18 X 275'	1	12



**KIDDE FIRST ALERT® CARBON MONOXIDE DETECTOR**

**NEW!**

W-R#	Description	Min	Box
1981002	Battery Operated 1	1	6

- uses 2 AA batteries  
- 10 yr manufacturer warranty



**LEAK SHREAK® WATER ALARMS**



**NEW!**

W-R#	Description	Min	Box
1980002	Leak Shreak®	1	10

- 95 db water leak alarm  
- Uses 9v battery  
- Attractive, compact design  
- Ideal for single/multi-family housing!

**HEAR LEAKS WHEN THEY HAPPEN WITH LEAK-SHREAK®!**

**SPECIALTY TOOLS**



**CAUTION TAPE**

W-R#	Description	Min	Box
2426006	3" x 1000'	1	12
2426008	3" x 300'	1	12



**500' TRACER WIRE**

W-R#	Description	APWA Code
1842500	14g--Yellow	Gas/Oil
1842602	14g--Blue	Water/Irrigation
1842902	14g--Green	Sewer



**3" X 1000'  
NON-DETECTABLE  
BURIAL TAPE**

W-R#	Description	APWA Code
2426050	Yellow	Gas/Oil
2426060	Blue	Water/Irrigation
2426070	Green	Sewer



**3" X 1000'  
FOIL-BACKED  
DETECTABLE  
BURIAL TAPE**

W-R#	Description	APWA Code
2426052	Yellow	Gas/Oil
2426062	Blue	Water/Irrigation
2426072	Green	Sewer



**MARKING STAKES**

W-R#	Description	Min	Bag
2426102	Yellow	12	12
2426104	Blue	12	12
2426106	Green	12	12



**MARKING SPRAY PAINT  
(UPSIDE-DOWN PAINT)**



W-R#	Description	Min	Box
1031002	Orange	1	12
1031004	Pink	1	12
1031006	Yellow	1	12
1031008	White	1	12
1031010	Red	1	12
1031012	Blue	1	12
1031014	Green	1	12



**MARKING PAINT WAND**

W-R#	Description	Min	Box
1032002	Short Wand	1	2
1032010	Long Wand	1	1

**SPECIALTY TOOLS**



**WATER METER KEYS**

W-R#	Description	Min
2441010	5/8" x 36"	1
2441012	3/4" x 60"	1



- Heavy-duty rebar construction
- Comfortable rubber grips



**4 FOOT SOIL PROBES**

W-R#	Description	Min
2442002	4' Steel Rod	1
2442010	4' Fiberglass Rod	1



- Stainless steel pointed tip
- Comfortable rubber grips



**CONTRACTOR BAGS**

W-R#	Description	Thickness
2460002	42 Gallon (32" x 50")	3 mil
2460004	55 Gallon (38" x 58")	2 mil



- Heavy Duty cleanup bags
- 20 bags per box



**CLEAR PLASTIC SHEETING**

W-R#	Description	Thickness
1924050	10' X 100'	4 mil



- Clear polyethylene sheeting for a multitude of construction & surface protection applications.



**CLEAR PLASTIC DROPCLOTHS**

W-R#	Description	Min	Box
1924002	9' X 12' (1 mil)	1	12



- Clear polyethylene dropcloth



**SPECIALTY TOOLS**



**RED ROSIN PAPER**



W-R#	Description	Min
1921002	36" x 167'	1

- General purpose surface protection paper



**AMES® MINI-SHOVELS**



W-R#	Description	Min
2443050	27" Mini Shovel	1

- 6" x 8 1/2" Blade  
- Great shovel for a variety of uses  
- Made in USA



**SOAPSTONES**



W-R#	Description	Min	Box
1848510	Flat (6 per pack)	6	12
1848502	Flat Holder Only	1	6



**FUNNELS**



W-R#	Description	Min
1853006	2 Quart Funnel	1

- Plastic  
- 8 1/2" x 8 1/2" x 7"

**"THE LAST DROP"  
SUCTION GUN**



W-R#	Description	Min
1036002	Last Drop Suction Gun	1

- Removes water from toilet tanks and bowls  
- PVC construction  
- 16oz capacity  
- Corrosion resistant



**SPECIALTY CHEMICALS**



**GORILLA GLUE®  
MULTIPURPOSE GLUE**

W-R#	Description	Min	Box
1029002	2oz	1	10
1029004	4oz	1	8
1029006	8oz	1	6

- Original Gorilla Glue® bonds wood, stone, foam, ceramic, glass, brick, concrete, & more
- 100% waterproof
- Paintable, sandable. Makes for easy finishing



**GORILLA TAPE®  
HEAVY DUTY DUCT  
TAPE**

W-R#	Description	Color	Min
1033002	2" x 12yd	Black	1
1033004	2" x 35yd	Black	1

1033010	2" x 12yd	Silver	1
1033012	2" x 35yd	Silver	1

- Double Thick adhesive bonds wood, stucco, brick, & more.
- Rugged shell & backing



**O'KEEFE'S WORKING  
HANDS® MOISTURIZER**

W-R#	Description	Min	Box
1034002	3.4 oz tub	1	6

- Okeeffe's® concentrated cream heals, relieves, and repairs extremely dry, cracked hands.



**COLD SOLDER PASTE**

W-R#	Description	Min.	Box
1007002	1½ lb can	1	12

- Versatile chemical compound used for metal glazing and filling. Applies like putty, and hardens like metal.

**SPECIALTY CHEMICALS**



**BLACK & WHITE®  
GRAPHITE PACKING  
SPOOLS**



W-R#	Description	Ft/roll	Min	Box
1900002	1/4"	8 ft	1	12
1900004	1/8"	12ft	1	12

- Non-asbestos
- Reclosable Spool



**E-Z FIX  
PACKING DISPLAY**



W-R#	Description	Min.	Box
1907102	Graphite	1	1
1907104	Teflon	1	1

- 3/32" X 20" Strands
- 24 to a display box.



**STEM GREASE**



W-R#	Description	Min.	Box
1650000	Stem Grease 1 oz		
1650001	Stem Grease 2 oz		

- Heat resistant



**MSP  
INDUSTRIAL WRAP®  
SILICONE PIPE REPAIR  
TAPE**

W-R#	Description	Min.	Box
1006002	1 1/2" X 10' Roll	1	24

- Adhesive backed tape bonds to itself, forming an airtight & waterproof seal.

- Temperature range: -65°F to 500°F

- Dielectric--insulates 10,000 volts per layer
- Stops pressurized leaks up to 100 psi
- Resists UV, Oil, & other chemicals
- Made in USA





**SPECIALTY CHEMICALS**



**PERMATEX® PIPE JOINT COMPOUND**

W-R#	Description	Min.	Box
1011016	51D 1 pt.	12	12

- Seals pipes to 5000 psi.
- Prevents galling and corrosion.
- Outperforms Teflon tape. Won't shred.
- Non hardening.



**PERMATEX® THREAD SEALANT WITH TEFLON**

W-R#	Description	Min.	Box
1011039	14D 1 pt.	12	12

- Seals pipes to 5000 psi.
- Prevents galling and corrosion.
- Outperforms Teflon tape. Won't shred.
- Non hardening for easy disassembly



**PERMATEX® FORM-A-GASKET NO. 2**

W-R#	Description	Min.	Box
1011010	2B 3 oz. tube	12	12

- Improves gasket seal on non rigid, vibrating assemblies
- Slow Drying, flexible setting.
- Withstands pressures to 5,000 lbs.



**PERMATEX® CLEAR SILICONE RUBBER ADHESIVE/ SEALANT**

W-R#	Description	Min.	Box
1011034	66B 3 oz. tube	12	12

- For gasketing, sealing, bonding, and caulking
- Remains flexible
- Works to 500°



**X-PANDO® PIPE JOINT COMPOUND**

W-R#	Description	Min.	Box
1024002	14oz.	1	12

- For flanged or threaded joints - the compound that expands as it sets! (from .002" to .004" per cubic inch)
- Certified by Underwriters Laboratory Inc.® to NSF/ANSI 61 for drinking water. Also certified to NSF/ANSI 372 (formerly known as Annex G) as to lead content.

**SPECIALTY CHEMICALS**



**LEAK-LOCK® PIPE  
THREAD SEALANT**

W-R#	Description	Min.	Box
<i>Original Blue Leak-Lock</i>			
<b>1014002</b>	1.3 oz Tube	12	12
<b>1014004</b>	4 oz. Bottle	12	12
<b>1014006</b>	16 oz. Bottle	12	12



**FILL N SEAL EXPANDING  
FOAM**



W-R#	Description	Min.	Box
<b>1026002</b>	12 Fl oz.	1	12

- Easy-to-use, multi-purpose urethane foam
- Expands three times its original volume
- Adheres to all building materials except PTFE, silicone and polyethylene
- Seals by expanding into gaps, cracks and crevices
- UL Classified



**NOKORODE®  
REGULAR SOLDER  
PASTE FLUX**

W-R#	Description	Min.	Box
<b>1008002</b>	2 oz.	1dz	
<b>1008004</b>	1 lb.	1	12

**NOKORODE** Regular Paste Flux will not freeze or decompose. Odor & lead free. Recommended for use on all solder alloys including 95/5 and all lead free solders.



**RECTORSEAL NO. 5®**

W-R#	Description	Min.	Box
<b>1012702</b>	1/4 Pt.	1	12
<b>1012704</b>	1 Pt	1	12

Soft-set, slow drying compound which seals, lubricates, and protects threaded pipe and fittings.



**UTILITY® SOLDER  
PASTE FLUX**



W-R#	Description	Min.	Box
<b>1008510</b>	1/2 lb.	1	12
<b>1008504</b>	1 lb.	1	12

**UTILITY** Paste Flux is the original self-cleaning, lead-free flux. Recommended for all soft solder work, including 95/5.

**SPECIALTY CHEMICALS**

**metacaulk.**  
Firestopping Products



**RECTORSEAL®  
METACAULK 1000  
RED FIRESTOP CAULK**

W-R#	Description	Min.	Box
1020002	10.3 oz	1	24

- Metacaulk 1000® is a water-based fire-rated intumescent sealant used to fill the through penetrations of walls and floors. Conforms to ASTM E814, UL1479 & UL 2079 Fire Test Standards.



**GEL-GLOSS®  
FIBERGLASS & MARBLE  
CLEANER**

W-R#	Description	Min.	Box
1651002	12oz Aerosol	1	12

1651004	16oz Liquid	1	12
---------	-------------	---	----

- The world's Number 1 selling cleaner and polish for cultured marble and fiberglass! Recommended by major marble, fiberglass, and acrylic manufacturers.



**LIQUID WRENCH®  
SUPER PENETRANT**

W-R#	Description	Min.	Box
1016004	11oz. Spray	1	12

- A powerful blend of quick-acting, fast-penetrating solvents that loosens rusted nuts, bolts, and parts in seconds.



**WD-40®  
SPRAY LUBRICANT**

W-R#	Description	Min	Ctn
1021002	8 oz	1	12
1021004	11 oz	1	12



**WATER WOW®  
ABSORBENT  
GRANULES**

W-R#	Description	Min	Ctn
1019502	6 oz packet	1	12

- Superabsorbent polymer "jells" upon contact with water, making cleanup a breeze!

**SPECIALTY CHEMICALS**



**BLACK SWAN® WHITE  
TUB & TILE CAULK**

W-R#	Description	Min.	Box
1009002	6 oz	1	24

- A siliconized acrylic latex caulk that permanently seals tubs, showers, tile, sinks, windows, doors, etc. It resists mildew and shrinking, remains flexible and won't crumble, and it can be painted.



**BLACK SWAN®  
STAY-SOFT PUTTY**

W-R#	Description	Min.	Box
1018002	14 oz	1	24
1018004	14oz for Marble	1	24



- Non-bleeding, plastic and elastic putty made especially for plumbers. It's not sticky and handles like modeling clay. It keeps indefinitely, and it won't shrink, crack or crumble.



**SPECTRACIDE®  
WASP & HORNET  
SPRAY**

W-R#	Description	Min	Box
1037002	20 oz Spray	1	12



- Up to 27 foot jet spray  
- Kills on contact  
-



**PAINT CRAYONS**



W-R#	Description	Min	Box
1812500	Yellow	1	1

- Sold by the dozen only, no broken dozens



**8 OZ. CIRCULATOR  
LUBRICATING OIL**

W-R#	Description	Min.	Box
1019002	8 OZ.	1	12

A special blend of non-detergent oils for lubricating oil burners, electric motors, pumps, circulators, etc.



**SPECIALTY CHEMICALS**



**SILVER KING®  
“SQUICK”  
BOILER CLEANER**

W-R#	Description	Min.	Box
1025002	5 oz.	1	12

- Removes rust, oil and scale, stops steam boiler surge instantly. Removes free oxygen, inhibits corrosion. Non hazardous. Contains no petroleum. Gives fast pure dry steam.

- Use 1 pc. 5oz can for each 150,000 BTU's



**SILVER KING®  
BOILER SOLDER**

W-R#	Description	Min.	Box
1025008	16 oz.	1	12

- Stops leaks in steam and hot water boilers. Forms a water insoluble seal in old and new installations. Contains no petroleum. Stopping leaks in boilers & hot water systems for over 60 years.

- Do not use in boilers with submerged coils - use *SAFE Liquid Boiler Stop Leak*



**SILVER KING®  
NUMBER 5  
HYDRONIC CLEANER**

W-R#	Description	Min.	Box
1025004	1 qt.	1	12

- Inhibits corrosion, removes sludge, frees stuck zone valves, protects and lubricates entire system. Prevents clogging of automatic valves. Safe to use in all boilers. Quiets noisy boilers and circulators. Contains no petroleum. Non-hazardous.

- Use 1 qt. for each 30 gallons of system water



**SILVER KING®  
SAFE STOP-LEAK**

W-R#	Description	Min.	Box
1025006	1 qt.	1	12

- Quietly stops leaks in all steel and cast iron boilers. For both steam boilers and entire hot water systems, including baseboards, copper lines and radiant heat systems. Safe to use in all boilers - contains no petroleum - will not surge - will not sludge submerged coils.

- Steam Boilers - Use 1 qt. for each 650' of radiation.

- Hot Water Systems - Use 1 qt. for each 400' of radiation.



**SPECIALTY CHEMICALS**

**WHITE TEFLON TAPE**



W-R#	Description	Min.	Box
1001002	1/2" x 260"	1	100
1001004	1/2" x 520"	1	100
1001006	3/4" x 260"	1	100
1001008	3/4" x 520"	1	100

- 3.5 mil thick (Density .4)

**YELLOW TEFLON TAPE**



W-R#	Description	Min.	Box
1001010	1/2" x 260"	1	100
1001020	1/2" x 520"	1	100
1001022	3/4" x 520"	1	100

- 4 mil thick (Density .9)  
 - Can be used for Gas applications



**PORC-A-FIX®  
TOUCH-UP PAINT**

W-R#	Description	Min.	Box
<b>for American Standard</b>			

1010101	White	AS-1	1	4
1010107	Bone	AS-07	1	4
1010111	Fawn Beige	AS-11	1	4
1010133	Sterling Silver	AS-33	1	4
1010169	Linen	AS-69	1	4

**for Eljer**

1010301	White	EM-01	1	4
---------	-------	-------	---	---

**for Gerber**

1010402	White	GB-1	1	4
1010414	Almond	GB-14	1	4

**for Kohler**

1010501	White	KK-01	1	4
1010514	Black	KK-14	1	4
1010528	Almond	KK-28	1	4
1010546	Biscuit	KK-46	1	4



**WHITE PORCELAIN  
GLAZE**



W-R#	Description	Min.	Box
1010002	1 oz.	12	12

- White, high-temperature touch-up paint for appliances  
 - Rated for up to 400°F

**Table of Pipe Outside Diameters**

	1/2"	3/4"	1"	1 1/4"	1 1/2"	2"	3"	4"	5"	6"	8"	10"	12"
Steel	.84	1.05	1.32	1.66	1.90	2.38	3.50	4.50	5.56	6.63	8.63	10.75	12.75
Copper	.63	.88	1.13	1.38	1.63	2.13	3.13	4.13	5.13	6.13	-	-	-
PVC	.84	1.05	1.32	1.66	1.90	2.38	3.50	4.50	5.56	6.63	8.63	10.75	12.75
DIP A	-	-	-	-	-	2.50	3.80	4.80	-	6.90	9.05	11.10	13.20
DIP B	-	-	-	-	-	-	3.96	5.00	-	7.10	9.05	11.10	13.20
DIP C/D	-	-	-	-	-	-	3.96	5.00	-	7.10	9.30	11.40	13.50
CIP	-	-	-	-	-	2.30	3.30	4.30	5.30	6.30	8.40	10.50	12.50
AA Lead	(5/8)1.10	1.23	1.51	1.78	2.09	2.77	-	-	-	-	-	-	-

**Conversion Data:**

Foot ..... 0.3048 meters  
 Gallon ..... 3.78 liters  
 Inch ..... 0.0278 yards  
 Inch ..... 0.083 feet  
 Inch ..... 25.40 millimeters  
 Kilogram ..... 2.20 pounds  
 Liter ..... 0.264 gallons  
 Meter ..... 3.28 feet  
 Millimeter ..... 0.039 inches  
 Ounce ..... 0.0625 pounds  
 Pound ..... 16 ounces  
 PSI ..... 2.31 feet of water  
 PSI ..... 6.89 kPA

Circumference: .....  $\pi$ diameter  
 Diameter: ..... Circumference/ $\pi$   
 $\pi$ : ..... 3.14



PLEASE COMPLETE THIS CREDIT APPLICATION TO ESTABLISH AN ACCOUNT WITH WAL-RICH CORPORATION. YOUR ASSISTANCE IN PROVIDING US WITH COMPLETE INFORMATION WILL ENSURE THAT YOUR ORDER IS SHIPPED PROMPTLY.  
*THE WAL-RICH TEAM THANKS YOU FOR YOUR ORDER!*

**YOUR COMPANY INFORMATION**

COMPANY NAME: \_\_\_\_\_  
 SHIPPING ADDRESS: \_\_\_\_\_  
 BILLING ADDRESS: \_\_\_\_\_  
 CITY: \_\_\_\_\_ STATE: \_\_\_\_\_ ZIP: \_\_\_\_\_  
 PHONE: \_\_\_\_\_ FAX: \_\_\_\_\_  
 PURCHASING CONTACT: \_\_\_\_\_ A/P CONTACT: \_\_\_\_\_  
 EMAIL ADDRESS: \_\_\_\_\_  
 STATE RESALE # \_\_\_\_\_

**TRADE REFERENCES**

COMPANY NAME: _____ ADDRESS: _____ CITY: _____ STATE: _____ ZIP: _____ PHONE: _____ FAX: _____	COMPANY NAME: _____ ADDRESS: _____ CITY: _____ STATE: _____ ZIP: _____ PHONE: _____ FAX: _____
COMPANY NAME: _____ ADDRESS: _____ CITY: _____ STATE: _____ ZIP: _____ PHONE: _____ FAX: _____	COMPANY NAME: _____ ADDRESS: _____ CITY: _____ STATE: _____ ZIP: _____ PHONE: _____ FAX: _____

**BANK REFERENCE**

BANK NAME: \_\_\_\_\_  
 ADDRESS: \_\_\_\_\_  
 CITY: \_\_\_\_\_ STATE: \_\_\_\_\_ ZIP: \_\_\_\_\_  
 PHONE: \_\_\_\_\_ FAX: \_\_\_\_\_

**SHIPPING INSTRUCTIONS**

PENDING CREDIT APPROVAL, SHIP THIS ORDER ASAP VIA CREDIT CARD

INSTRUCTIONS: \_\_\_\_\_  
 \_\_\_\_\_  
 \_\_\_\_\_

We certify that all the information on this form is correct, and fully understand Wal-Rich's credit terms. We agree to proper payment in consideration of extended credit.

Authorized Signature (required) \_\_\_\_\_ Title \_\_\_\_\_

Print Name \_\_\_\_\_ Date \_\_\_\_\_

**NUMERICAL INDEX**

0101002	133	0215006	87	0411503	53	0418000	111	0521004	129
0101004	133	0215008	87	0411504	53	0418002	18	0521020	129
0101008	133	0219002	148	0412002	53	0418004	18	0522002	129
0101012	133	0224002	79	0412004	53	0418006	18	0522004	129
0101016	133	0224002	88	0412006	53	0418802	19	0522006	129
0101048	133	0226020	60	0412008	53	0418804	19	0522008	129
0102008	133	0302502	83	0412010	53	0419006	114	0523000	130
0102016	133	0302504	83	0412012	53	0419008	114	0523002	130
0104004	133	0302506	83	0412902	52	0420002	114	0523004	129
0104006	133	0302508	83	0412904	52	0420004	114	0523005	129
0104010	133	0302510	83	0412906	52	0421000	114	0523006	130
0104012	133	0302512	83	0412908	52	0421002	114	0523007	130
0104030	133	0302514	83	0412910	52	0421004	114	0523010	131
0104034	133	0302516	83	0412912	52	0421004	243	0523014	130
0106002	134	0302518	83	0412914	52	0422302	140	0523022	131
0107016	134	0302520	83	0412916	52	0422304	140	0523030	130
0107040	134	0302522	83	0413500	52	0422306	140	0523031	130
0108016	134	0302524	83	0413502	52	0422308	140	0523032	131
0108018	134	0302526	83	0413504	52	0423702	18	0523040	130
0108020	134	0302534	83	0413506	52	0424112	20	0523050	130
0108024	134	0302544	83	0413508	52	0424116	20	0523052	130
0108032	134	0302546	83	0413510	52	0424120	20	0525004	128
0109008	134	0302548	83	0414204	117	0425001	20	0525006	128
0109016	134	0302550	83	0414206	117	0425002	20	0525012	128
0109030	134	0302552	83	0414208	117	0425004	20	0526002	128
0109034	134	0302554	83	0414210	117	0431006	121	0526004	128
0109042	134	0302556	83	0414302	117	0431008	121	0527004	128
0109044	134	0302558	83	0414304	117	0501006	127	0527500	157
0109054	134	0302560	83	0414502	128	0502006	127	0527600	109
0110004	135	0302562	83	0414606	117	0503000	127	0528002	127
0112024	136	0302564	83	0414706	117	0503002	127	0528004	127
0112026	136	0341002	83	0414806	117	0504002	125	0528006	127
0112030	136	0341004	83	0414812	117	0504004	125	0528008	127
0113002	136	0341102	83	0415402	18	0504006	125	0529502	127
0113004	136	0341104	83	0415404	18	0504008	125	0529504	127
0113006	136	0341402	83	0415406	18	0504102	125	0529506	127
0115002	135	0341404	83	0416002	20	0505002	125	0530002	129
0115004	135	0341502	84	0416004	20	0505003	125	0531000	155
0115006	135	0341504	84	0416006	20	0505004	125	0531002	155
0115008	135	0341602	84	0416008	20	0506002	125	0531052	155
0116002	136	0341606	84	0416010	20	0506500	125	0532002	128
0117022	135	0341608	84	0416602	19	0508002	124	0533002	113
0117024	135	0341904	84	0416604	19	0509002	124	0541002	131
0117026	135	0349014	84	0416606	19	0509500	125	0541004	131
0117050	135	0400120	56	0416802	19	0509500	135	0541006	131
0117202	126	0400120	118	0416804	19	0511002	124	0590002	121
0117204	126	0400122	56	0416806	19	0512002	124	0590004	121
0207006	87	0400122	118	0416902	19	0512500	126	0601002	153
0207008	87	0402002	57	0416904	19	0512508	126	0601006	153
0207010	87	0402008	57	0416906	19	0513002	124	0601008	153
0208002	87	0402010	57	0417402	117	0515002	123	0601012	153
0208006	87	0408002	45	0417404	117	0515004	123	0602002	153
0209008	87	0408004	45	0417406	117	0515006	123	0602004	153
0209012	87	0408006	45	0417602	19	0515008	123	0602006	153
0209014	87	0408102	45	0417604	19	0515020	123	0602021	153
0209016	87	0408104	45	0417606	19	0517002	124	0602022	153
0209020	87	0409002	45	0417702	18	0518500	124	0602024	153
0210002	87	0409004	45	0417704	18	0519002	124	0602505	153
0210006	87	0411500	53	0417706	18	0521002	129	0602506	153

**NUMERICAL INDEX**

0602705	153	0618020	152	0805003	108	0819502	110	1004002	36
0602706	153	0618022	152	0806004	109	0819504	110	1004020	36
0603002	154	0618030	152	0807002	109	0819504	110	1004030	36
0603004	154	0618040	152	0807006	109	0819506	110	1004102	231
0603006	154	0619002	152	0807008	109	0819508	110	1004104	231
0603008	154	0619004	152	0807010	109	0819510	110	1004106	231
0604002	154	0620001	147	0807020	109	0819512	110	1005810	254
0604004	154	0620002	147	0808002	109	0819520	110	1006002	252
0604006	154	0620003	147	0808006	109	0819524	110	1007002	251
0604008	154	0620004	147	0808008	109	0819528	110	1008002	254
0604010	154	0620005	147	0809000	110	0819532	110	1008004	254
0604012	147	0620007	147	0809001	110	0819536	110	1008504	254
0604502	154	0620008	147	0809002	110	0901002	138	1009002	256
0604504	154	0620009	147	0809004	110	0901004	138	1010002	258
0604506	154	0620020	155	0809006	110	0901006	138	1010101	258
0605012	154	0621002	147	0809008	110	0901008	138	1010107	258
0605013	154	0622002	208	0809010	110	0901010	138	1010111	258
0605014	154	0623000	129	0809012	110	0902002	138	1010133	258
0606002	154	0623002	54	0809014	110	0902004	138	1010169	258
0606502	155	0623502	159	0809020	110	0902006	138	1010301	258
0607002	155	0623504	159	0809022	110	0902008	138	1010402	258
0607102	160	0623506	159	0809024	110	0902010	138	1010414	258
0608007	151	0623508	159	0809026	110	0902012	138	1010501	258
0608010	150	0623602	113	0809028	110	0903002	138	1010514	258
0608014	150	0624502	113	0810002	118	0903004	138	1010528	258
0608016	150	0625002	148	0810004	118	0903006	138	1010546	258
0608018	150	0626002	155	0810010	118	0903007	138	1011010	253
0608020	150	0626006	155	0811005	119	0903008	138	1011016	253
0608021	150	0626012	155	0811012	119	0903010	138	1011034	253
0608026	151	0626025	156	0811102	119	0904002	138	1011039	253
0608028	150	0626030	156	0811104	119	0904004	138	1012702	254
0608030	150	0626056	155	0811108	119	0904006	138	1012704	254
0608031	150	0627002	156	0812001	119	0904008	138	1013012	145
0608032	151	0627004	156	0812003	119	0904010	138	1014002	254
0608114	150	0627006	156	0812005	119	0905002	138	1014004	254
0608214	150	0705002	148	0812007	119	0905004	138	1014006	254
0609002	151	0708010	97	0812008	119	0906002	88	1016004	255
0610002	151	0713002	98	0812010	119	0906004	88	1018002	256
0611002	151	0713004	98	0812020	119	0906006	88	1018004	256
0614002	149	0713006	98	0812030	119	0907002	124	1019002	256
0614004	149	0713008	98	0813004	118	0908008	182	1019502	255
0614005	148	0713010	98	0813008	118	0908010	182	1020002	255
0614008	149	0713014	98	0813012	118	0908012	182	1021002	255
0614009	149	0713020	98	0813014	118	0910002	129	1021004	255
0614010	147	0713030	98	0813016	118	0912002	88	1024002	253
0614011	149	0802002	108	0814102	118	0912004	88	1025002	257
0614014	148	0802004	108	0814104	118	0912006	88	1025004	257
0614050	149	0802006	108	0814106	118	0913002	170	1025006	257
0614055	149	0802008	108	0814108	118	0913006	170	1025008	257
0614057	149	0802010	108	0817002	55	0914002	137	1026002	254
0614059	149	0802012	108	0817004	55	10010008	258	1029002	251
0615002	148	0802302	108	0817006	55	1001002	258	1029004	251
0615004	148	0802304	108	0817502	56	1001004	258	1029006	251
0618002	152	0802306	108	0817504	56	1001006	258	1031002	248
0618004	152	0802504	108	0817506	56	1001010	258	1031004	248
0618006	152	0802505	108	0817508	56	1001020	258	1031006	248
0618008	152	0802506	108	0818002	108	1001022	258	1031008	248
0618010	152	0802508	108	0819500	110	1003002	36	1031010	248
0618012	152	0802512	108	0819501	110	1003004	36	1031012	248

**NUMERICAL INDEX**

1031014	248	1218008	144	1318001	173	1330534	161	1346504	178
1032002	248	1218010	133	1318002	173	1330536	161	1348002	181
1032010	248	1218010	144	1318004	173	1330552	161	1348003	181
1033002	251	1218012	133	1318006	173	1330560	161	1349002	177
1033004	251	1218012	144	1318008	174	1330604	162	1350002	177
1033010	251	1218014	133	1318015	173	1331002	163	1350004	181
1033012	251	1218014	144	1318018	173	1331004	163	1351002	177
1034002	251	1301004	166	1318019	173	1331006	165	1352002	177
1036002	250	1301008	166	1318022	175	1331008	165	1353002	177
1037002	256	1301020	166	1318023	175	1331010	162	1353018	182
1101002	138	1301022	166	1318026	174	1331011	163	1353020	182
1101003	138	1304000	169	1318028	173	1331012	164	1353022	182
1101004	138	1304002	169	1318030	174	1331014	162	1353024	182
1104002	138	1304010	167	1318032	174	1331016	162	1353030	182
1104004	138	1304012	167	1318034	174	1331018	162	1353032	182
1105002	139	1304016	167	1318038	174	1331020	174	1353600	179
1105006	139	1304018	167	1318042	173	1331030	162	1353602	181
1108005	139	1304020	167	1318050	173	1331035	164	1353604	181
1108006	139	1304040	167	1318052	173	1331050	163	1354002	179
1108202	139	1304042	167	1318060	174	1331052	163	1354200	181
1109002	139	1304044	167	1318070	175	1331054	163	1354300	179
1109004	139	1304200	207	1318072	175	1331056	163	1354500	180
1109006	139	1304202	207	1318090	175	1331060	163	1354602	180
1109008	139	1304300	199	1318090	193	1331062	164	1354604	180
1109506	138	1304302	199	1318092	175	1331070	164	1354700	179
1109508	138	1304502	168	1318092	193	1331072	164	1354900	180
1110010	139	1304506	170	1318094	175	1331074	164	1355002	182
1114006	140	1304508	170	1318094	193	1332002	170	1356002	179
1116004	140	1304512	168	1318096	175	1333002	74	1357002	179
1116006	140	1304514	202	1318096	193	1333004	74	1358002	179
1201004	132	1304524	169	1318144	173	1333006	74	1358030	179
1203002	133	1304525	169	1319002	165	1334004	76	1358202	179
1203010	133	1304532	170	1320002	165	1334006	76	1358230	179
1205006	132	1304536	170	1320004	165	1334008	76	1358500	179
1205008	132	1304604	203	1320006	165	1334010	76	1358602	179
1205012	132	1304610	203	1321002	170	1334012	76	1358604	179
1205013	132	1304702	203	1321006	170	1334014	76	1359000	176
1206008	132	1304705	203	1321008	170	1334050	76	1359002	176
1207002	140	1304712	203	1322006	170	1336015	178	1359004	176
1207004	140	1304714	128	1323002	165	1336016	178	1359006	176
1207052	140	1304716	128	1323010	165	1336019	178	1359007	176
1207090	140	1304718	128	1329500	162	1338000	177	1359009	176
1210010	133	1304720	128	133000	162	1338006	177	1359010	176
1212000	132	1305006	177	1330006	165	1338008	177	1359012	176
1212002	132	1305008	177	1330008	165	1343012	178	1359014	176
1212004	132	1305500	169	133004	165	1343016	178	1359500	176
1212006	132	1309002	182	1330500	161	1343030	178	1359502	176
1212008	132	1309004	182	1330502	161	1343042	178	1359504	176
1212010	132	1309006	182	1330503	161	1344006	178	1359508	176
1214004	132	1309008	182	1330506	161	1344008	178	1359510	176
1214006	132	1309010	182	1330508	161	1344010	178	1359514	176
1217006	132	1309012	182	1330510	161	1344012	178	1359522	176
1218002	133	1309014	182	1330512	161	1344014	178	1359524	176
1218002	144	1309016	182	1330516	161	134402	178	1359526	176
1218004	133	1317002	173	1330518	161	1344020	178	1360004	171
1218004	144	1317004	173	1330520	161	1346090	177	1360006	172
1218006	133	1317010	173	1330522	161	1346092	177	1360008	172
1218006	144	1317074	175	1330530	161	1346400	178	1360009	172
1218008	133	1318000	173	1330532	161	1346404	178	1360020	172

**NUMERICAL INDEX**

1360100	168	1509002	137	1642502	95	1674020	200	1709002	48
1360102	168	1510000	137	1645500	103	1674500	200	1709004	48
1360104	172	1510002	137	1645504	103	1675002	200	1711009	43
1360106	172	1510004	137	1645506	103	1675500	200	1711010	44
1360202	171	1510006	137	1646002	88	1676002	200	1711011	43
1360204	171	1510008	137	1646004	88	1676500	200	1711012	44
1360302	171	1510009	137	1646010	88	1677002	109	1711015	43
1360304	171	1510010	137	1647002	98	1678020	157	1711016	43
1360402	171	1511002	135	1648002	98	1678022	157	1711018	43
1360502	171	1511004	135	1650000	252	1678030	157	1711019	43
1360504	171	1512002	135	1650001	252	1679004	99	1712002	38
1361002	167	1512004	135	1650002	98	1679006	99	1712004	38
1362006	167	1602002	98	1651002	255	1679008	99	1712006	38
1363002	181	1602004	98	1652006	104	1679012	99	1712008	38
1363004	181	1602006	98	1652008	104	1680002	157	1712010	38
1365002	177	1602010	98	1652009	104	1681002	213	1712012	38
1370002	158	1610000	64	1652010	104	1683002	213	1712014	38
1370010	158	1610002	92	1652012	104	1683004	213	1712016	38
1370012	158	1610004	92	1652014	104	1683006	213	1712502	38
137006	158	1610006	92	1652020	104	1684002	213	1712504	38
137008	158	1610008	92	1652020	208	1684004	213	1712506	38
1401002	158	1610010	92	1652030	104	1684006	213	1712508	38
1401006	158	1610012	92	1654000	103	1684008	213	1712510	38
1402002	159	1610014	92	1654001	103	1691002	155	1712512	38
1402100	159	161006	157	1654002	160	1700102	46	1712514	38
1404002	158	1611004	92	1654005	103	1700104	46	1712516	38
1404010	158	1611006	92	1655000	103	1700106	46	1712601	39
1404502	158	1611008	92	1656000	103	1700108	46	1712602	39
1405002	126	1611009	92	1656001	103	1700110	46	1712604	39
1405003	126	1611010	92	1656005	103	1700200	46	1712606	39
1406002	126	1611012	92	1656007	103	1700302	46	1712608	39
1406004	126	1612002	93	1658002	103	1700304	46	1712802	38
1407002	156	1612004	93	1658004	103	1700306	46	1712804	38
1407004	156	1613006	93	1661000	140	1700308	46	1712806	38
1407006	156	1613009	93	1661002	140	1700310	46	1712808	38
1407008	156	1613010	93	1661004	140	1701202	46	1712810	38
1407010	156	1613502	93	1662002	15	1701204	46	1712812	38
1407014	156	1614002	93	1662004	15	1701208	46	1712814	38
1407016	156	1614004	93	1662006	15	1701210	230	1712816	38
1407018	156	1614006	93	1670010	212	1702002	51	1712818	38
1407020	156	1614008	93	1670012	212	1702004	51	1713002	38
1407022	156	1615020	92	1670014	212	1703002	51	1713004	38
1407602	159	1615022	92	1670016	212	1703004	51	1713006	38
1407604	159	1616004	157	1670018	212	1704002	51	1713008	38
1407608	159	1617002	157	167002	212	1704004	51	1713010	38
1407610	159	1617004	157	1670020	212	1704005	51	1713012	38
1407612	159	1619004	103	1670022	212	1704204	51	1713014	38
1407620	159	1621002	208	1670024	212	1705002	45	1713016	38
1460004	249	1632002	208	167004	212	1705004	45	1713018	38
1501002	136	1632004	167	167006	212	1705006	45	1714002	39
1501004	136	1633002	208	167008	212	1706002	44	1714004	39
1502002	136	1633302	208	1671006	199	1706004	44	1714202	39
1502004	136	1634002	208	1673004	200	1706006	44	1715500	40
1502008	136	1641002	95	1673006	128	1706008	44	1715502	40
1504004	136	1641004	95	1673008	213	1708002	48	1717002	38
1504008	136	1641004	255	1673010	200	1708004	48	1717004	38
1506002	136	1641006	95	1674002	199	1708006	48	1719002	39
1506004	136	1642002	95	1674010	200	1708008	48	1719004	39
1508002	137	1642004	95	1674012	199	1708010	48	1719006	39

**NUMERICAL INDEX**

1720000	39	1728002	94	1732512	93	1801008	48	1811102	227
1720002	39	1728004	94	1732514	93	1802000	246	1812002	228
1720004	39	1728006	94	1732516	93	1802002	246	1812028	225
1720006	39	1728008	94	1732518	93	1802004	246	1812030	226
1721002	39	1728010	94	1739002	55	1802006	246	1812032	226
1721010	39	1728012	94	1739004	55	1802008	246	1812040	225
1722000	42	1729000	94	1739006	55	1802020	246	1812060	226
1722001	42	1729002	94	1739010	55	1802022	246	1812062	226
1722002	42	1729004	94	1739202	55	1802125	246	1812064	226
1722004	42	1729006	94	1739302	55	1802127	246	1812066	226
1722006	42	1729008	94	1741002	58	1802210	247	1812070	226
1722008	42	1729010	94	1741004	58	1802212	247	1812102	223
1722011	42	1729012	94	1741010	58	1802214	43	1812108	223
1722013	42	1729014	94	1741012	58	1802216	43	1812208	223
1722014	42	1729016	94	1742002	58	1802302	246	1812210	223
1722015	42	1729018	94	1742003	58	1802304	246	1812212	226
1722016	42	1729020	94	1742004	58	1802350	246	1812302	226
1722017	42	1729022	94	1742005	58	1802352	246	1812304	226
1722020	43	1729024	94	1743002	47	1803000	115	1812310	226
1722025	43	1730002	94	1743200	56	1803002	115	1812312	226
1722030	43	1730004	94	1743202	56	1803006	115	1812500	256
1722050	42	1730004	158	1743204	56	1803008	115	1812514	224
1722052	42	1730006	94	1743206	56	1804006	229	1812518	224
1722060	42	1730008	94	1743208	56	1804048	229	1812522	224
1723002	47	1730010	94	1744002	57	1804050	229	1812526	224
1723006	51	1731002	94	1744004	57	1804052	229	1812528	224
1723200	47	1731004	94	1751002	23	1804054	229	1812530	224
1724000	47	1731006	94	1751002	59	1805006	229	1812532	224
1724001	47	1731006	94	1751004	23	1806004	224	1812534	224
1724002	47	1731008	94	1751004	59	1807020	225	1812542	224
1724004	47	1731010	94	1751006	23	1807026	225	1812600	76
1724006	47	1731012	94	1751006	59	1807030	225	1812602	76
1724008	47	1731014	94	1751010	59	1807030	225	1812604	76
1724012	47	1731016	94	1751011	48	1808004	227	1812606	76
1724018	47	1731018	94	1751012	48	1808215	227	1812608	76
1724022	47	1731500	93	1751014	57	1808302	72	1812700	222
1725002	51	1731502	93	1751016	57	1808320	76	1812800	222
1725006	50	1731504	93	1751018	57	1808322	76	1813002	228
1725008	50	1731506	93	1751022	57	1808403	77	1814002	228
1725009	50	1731508	93	1751030	59	1808403	244	1814006	228
1725504	50	1731510	93	1751032	44	1808452	77	1815002	244
1725510	50	1731512	93	1751034	44	1808452	244	1816002	242
1725602	50	1731514	93	1751038	44	1808602	245	1816010	242
1726004	44	1731516	93	1752002	59	1808899	245	1816011	242
1726010	44	1731518	93	1752004	59	1809000	227	1817000	243
1726020	44	1731520	93	1752006	59	1809002	227	1817002	240
1726022	44	1731602	93	1754002	18	1809004	227	1817003	240
1727000	50	1731604	93	1754004	18	1809006	227	1817004	242
1727001	50	1731606	93	1754006	18	1809008	227	1817006	243
1727002	50	1731608	93	1754008	18	1809010	227	1817008	243
1727004	50	1731610	93	1754010	18	1809012	227	1817010	243
1727006	50	1731612	93	1756002	21	1809014	227	1817016	242
1727008	50	1731802	93	1757004	21	1811002	227	1818000	240
1727010	50	1732500	93	1757006	21	1811004	227	1818004	240
1727012	50	1732502	93	1757008	21	1811006	227	1818005	240
1727606	50	1732504	93	1757010	21	1811008	227	1818008	241
1727608	50	1732506	93	1801000	48	1811010	227	1818010	241
1727610	50	1732508	93	1801004	48	1811012	227	1818106	241
1728000	94	1732510	93	1801006	48	1811014	227	1818108	241



**NUMERICAL INDEX**

1818110	241	1825002	237	1837504	142	1845002	237	1872006	229
1818118	243	1825004	236	1837506	16	1845004	237	1872012	229
1818120	243	1825006	237	1837506	142	1846000	245	1876004	62
1818122	224	1825020	236	1837508	16	18460004	245	1876022	62
1818124	224	1825030	236	1837508	142	1846002	245	1876070	62
1818126	241	1826002	236	1838002	144	1846006	245	1876072	62
1818128	241	1826004	236	1838100	40	1846502	245	1876080	62
1818130	241	1826006	236	1838102	40	1846504	245	1876082	62
1818134	241	1829001	237	1838103	40	1846506	245	1881002	247
1818135	77	1830006	236	1838104	40	1846512	245	188104	247
1818135	242	1831504	236	1838106	40	1847004	62	188500	77
1818137	77	1832002	144	1838108	40	1847004	245	1890002	243
1818137	242	1832004	144	1838110	40	1847007	62	1900002	252
1818140	77	1832006	144	1838112	40	1847007	245	1900004	252
1818140	242	1833004	144	1838150	40	1847011	62	1904002	23
1818142	240	1833006	144	1838200	41	1847011	245	1904002	231
1818144	240	1833008	144	1838502	144	1847017	62	1904004	23
1818146	241	1835000	228	1838504	144	1847017	245	1904004	231
1818148	244	1835002	228	1839002	232	1847024	62	1905000	230
1818150	244	1835004	228	1839006	232	1847024	245	1906004	230
1818400	240	1835006	228	1839008	232	1847036	62	1906018	230
1818500	244	1835008	228	1839010	232	1847036	245	1906020	230
1818560	77	1836002	143	1839014	232	1847500	228	1907102	252
1818560	244	1836004	143	1839018	232	1848000	228	1907104	252
1818610	221	1836006	143	1839082	233	1848001	228	1908002	247
1818620	221	1836008	143	1839502	233	1848002	229	1909002	23
1818624	221	1836202	143	1839503	233	1848002	229	1909002	231
1818626	221	1836204	143	1839510	233	1848004	229	1909002	231
1818628	221	1836608	233	1839512	233	1848006	229	1909014	23
1818632	221	1837002	144	1839602	233	1848010	230	1909014	231
1818702	222	1837004	144	1839604	233	1848012	230	1910002	23
1819002	246	1837006	144	1839606	233	1848502	230	1910002	231
1819004	246	1837008	144	1839702	232	1848502	250	1910004	23
1819006	246	1837010	144	1839704	232	1848510	250	1910004	231
1819008	246	1837010	144	1839802	233	1848610	230	1920008	145
1819010	246	1837200	16	1839820	234	1849000	239	1920010	145
1820002	223	1837200	142	1839832	234	1849001	239	1920012	145
1820004	223	1837202	16	1839834	234	1849204	13	1920014	145
1820004	223	1837202	142	1839836	234	1850000	213	1920016	145
1820006	223	1837204	16	1839872	234	1851000	191	1920018	145
1820010	223	1837204	142	1839882	234	1851050	191	1920050	145
1820012	223	1837206	16	1839884	234	1853006	250	1921002	250
1820014	223	1837206	142	1840002	229	1858400	244	1924002	249
1820016	223	1837220	16	1840102	245	1861000	235	1924050	249
1820018	223	1837220	142	1840104	245	1861004	235	1940002	60
182008	223	1837222	16	1841002	231	1861006	235	1940004	60
1821000	235	1837222	142	1842002	62	1862050	235	1940005	60
1821002	235	1837224	16	1842003	62	1863002	134	1940006	60
1821003	235	1837224	142	1842004	62	1864001	62	1940007	60
1821004	235	1837226	16	1842500	33	1864002	62	1940008	60
1822002	47	1837226	142	1842500	248	1864004	62	1940010	60
1823002	229	1837228	16	1842502	33	1871002	235	1945004	60
1823004	229	1837228	142	1842602	248	1871004	235	1946002	60
1823006	229	1837400	16	1842902	248	1871006	235	1946004	60
1823008	229	1837400	142	1843002	223	1871008	235	1950002	60
1824002	239	1837402	16	1843004	223	1871010	235	1950006	60
1824004	239	1837402	142	1843006	223	1871012	235	1951002	60
1824008	239	1837404	16	1843008	223	1871500	235	1960002	61
1824010	239	1837404	142	1843010	223	18720002	229	1960006	61
1824504	237	1837504	16	1843012	223	1872004	229	1960008	61

**NUMERICAL INDEX**

1963002	60	2008018	81	2130004	56	2208024	111	2390002	71
1980002	247	2008020	81	2130006	56	2208028	111	2390004	71
1991002	105	2012002	85	2171008	176	2208032	111	2390006	71
1991006	105	2012004	85	2201002	61	2208036	111	2390008	71
1991014	105	2012008	85	2201050	61	2208040	111	2391002	69
1991018	105	2012020	85	2201052	61	2208048	111	2391004	69
1991022	105	2012022	85	2202002	143	2208052	111	2392002	68
1991026	105	2012026	85	2202010	143	2208072	111	2392004	68
1995002	106	2012030	85	2202012	143	2208088	111	2392006	68
1995004	106	2012032	85	2202050	56	2208104	111	2392008	68
1995006	106	2012036	85	2202050	143	2209004	111	2392010	68
1995008	106	2012040	85	2202052	56	2209006	111	2393002	71
1995010	107	2012042	85	2202052	143	2209008	111	2393004	71
1995012	106	2012046	85	2202054	56	2209010	111	2393006	71
1995013	107	2012050	85	2202054	143	2209012	111	2393008	71
1995014	107	2012052	85	2202056	56	2209016	111	2393010	71
1995018	107	2012054	85	2202056	143	2209020	111	2393012	71
1995020	107	2012060	86	2202060	56	2209024	111	2393014	71
1995024	107	2012062	86	2202060	143	2209028	111	2393016	71
1995030	106	2012064	86	2203004	143	2209032	111	2393018	71
1996002	107	2012070	86	2204002	12	2209036	111	2393020	71
2001002	81	2012072	86	2204004	12	2209040	111	2394002	71
2001006	81	2012074	86	2204006	12	2209048	111	2394004	71
2001008	81	2012080	86	2204008	12	2209052	111	2394006	71
2001010	81	2012082	86	2206002	12	2209072	111	2394008	71
2002004	81	2012084	86	2206006	12	2209088	111	2394010	71
2002006	81	2012300	86	2206010	12	2209104	111	2394012	71
2002008	81	2012500	86	2206014	12	2210006	131	2395002	71
2002010	81	2012502	86	2206018	12	2210008	131	2395004	71
2002011	81	2012504	86	2206022	12	2210010	131	2395006	71
2002012	81	2013600	79	2206026	12	2210012	131	2395008	71
2002014	81	2013602	79	2206030	12	2211002	142	2395010	71
2002016	81	2014004	79	2206102	12	2211004	142	2395012	71
2003006	81	2014008	79	2206104	12	2213002	121	2401002	75
2003008	81	2014012	79	2206106	12	2213004	121	2401202	62
2003016	81	2014014	79	2206108	12	2213006	121	2401204	62
2003018	81	2015004	79	2206110	12	2215002	114	2401206	62
2003020	81	2015006	79	2206112	12	2215004	114	2401208	62
2003024	81	2015006	88	2206114	12	2311500	151	2401210	62
2003026	81	2015008	79	2206116	12	2311502	151	2401500	76
2003030	81	2015010	79	2206118	12	2330002	69	2401502	76
2003032	81	2015012	79	2206120	12	2330004	69	2401506	76
2006002	81	2019502	57	2206202	12	2340002	69	2402006	75
2006004	81	2019502	80	2206204	12	2340004	69	2402008	75
2006008	81	2019504	57	2206206	12	2350002	69	2402102	72
2006010	81	2019504	80	2206208	12	2350004	69	2402104	72
2006012	81	2103002	54	2206210	12	2350006	69	2402202	72
2006014	81	2103050	54	2206212	12	2350008	69	2402204	72
2006016	81	2103052	54	2206214	12	2350010	69	2402302	76
2006018	81	2103054	54	2206216	12	2350012	69	2402502	23
2006020	81	2104006	137	2206218	12	2360002	69	2402504	23
2006022	81	2106002	54	2206220	12	2360004	69	2402506	23
2007006	82	2106004	54	2208004	111	2360006	69	2402508	23
2007008	82	2106022	54	2208006	111	2360008	69	2403002	75
2007010	82	2110004	137	2208008	111	2360010	69	2403006	75
2008008	81	2110006	137	2208010	111	2360012	69	2403008	75
2008010	81	2112000	82	2208012	111	2380002	69	2404002	75
2008012	81	2112002	82	2208016	111	2380004	69	2404006	75
2008016	81	2130002	56	2208020	111	2380006	69	2404008	75

**NUMERICAL INDEX**

2404102	75	2414026	66	2424404	142	2431514	67	2443050	250
2405002	178	2414028	66	2424406	142	2431516	67	2460002	249
2405004	68	2414030	66	2424408	142	2432002	65	2511008	58
2405006	68	2414032	66	2424410	142	2432500	75	2511010	58
2405008	68	2415004	66	2424502	142	2432502	75	2511012	58
2405010	68	2415006	66	2424802	141	2432600	78	2511014	58
2405012	68	2415008	66	2424804	141	2432602	78	2511016	58
2405014	68	2415010	66	2424806	141	2432610	78	2511018	58
2405016	68	2415012	66	2424808	141	2432612	78	2523006	58
2405018	68	2415014	66	2424810	141	2432620	78	2523008	58
2405020	68	2415022	66	2425004	152	2432622	78	2523010	58
2405030	178	2415024	66	2425004	235	2432624	78	2523012	58
2406000	70	2415026	66	2425050	34	2432630	78	2523014	58
2406001	70	2415028	66	2425052	34	2432710	78	2523016	58
2406002	70	2415030	66	2425054	34	2432750	78	2527002	82
2406007	70	2415032	66	2425072	34	2432760	78	2527004	82
2406009	70	2416004	70	2425074	34	2432802	78	2533000	15
2407002	70	2417004	70	2425102	141	2432806	78	2533001	15
2408002	70	2418004	70	2425104	141	2433002	228	2533002	15
2409002	70	2419002	68	2425106	141	2434012	67	2533004	15
2409006	75	2419004	68	2425108	141	2434014	67	2533006	15
2409102	70	2419006	68	2425110	141	2434014	67	2533008	15
2409104	70	2419502	68	2426002	230	2434018	67	2533012	15
2409106	70	2419504	68	2426003	230	2436002	72	2533014	15
2410000	65	2419506	68	2426006	248	2436004	72	2533015	15
2410002	65	2419602	68	2426008	248	2439002	67	2533016	15
2410006	65	2419604	68	2426010	230	2439004	67	2533018	15
2410008	65	2419606	68	2426050	33	2439006	67	2533020	15
2410010	65	2421002	99	2426050	248	2439008	67	2533022	15
2410014	65	2422002	68	2426052	33	2439010	67	2533500	15
2410502	65	2422004	68	2426052	248	2439012	67	2533502	15
2410504	65	2422005	68	2426060	248	2439014	67	2533506	15
2410506	65	2422006	68	2426062	248	2439016	67	2534000	15
2410508	65	2422008	68	2426070	248	2439018	67	2534202	78
2412002	65	2422010	68	2426072	248	2440001	73	2534204	78
2412004	65	2422012	68	2426102	34	2440002	73	2534206	78
2412008	65	2424002	141	2426102	248	2440003	73	2534208	78
2412010	65	2424004	141	2426104	248	2440004	73	2535000	15
2412012	65	2424006	141	2426106	248	2440006	73	2535004	131
2413004	66	2424008	141	2427002	70	24400087	73	2535006	131
2413006	66	2424010	141	2430002	99	2440010	73	2536000	15
2413008	66	2424012	141	2430500	65	2440012	73	2536002	131
2413010	66	2424014	141	2431002	67	2440014	73	2536004	131
2413012	66	2424016	141	2431004	67	2440015	73	2536008	131
2413014	66	2424018	141	2431006	67	2440016	73	2540002	12
2413022	66	2424200	141	2431008	67	2440016	73	2540004	12
2413024	66	2424202	141	2431010	67	2440018	73	2540006	12
2413026	66	2424204	141	2431012	67	2440019	73	2540008	12
2413028	66	2424206	141	2431014	67	2440020	73	2540010	12
2413030	66	2424208	141	2431016	67	2440022	73	2560002	13
2413032	66	2424210	141	2431018	67	2440030	74	2560004	13
2414004	66	2424214	141	2431020	67	2440050	74	2560006	13
2414006	66	2424300	141	2431500	67	2440102	74	2560008	13
2414008	66	2424302	141	2431502	67	2440104	74	2560010	13
2414010	66	2424304	141	2431504	67	2440110	74	2560012	13
2414012	66	2424306	141	2431506	67	2441010	249	2560014	13
2414014	66	2424308	141	2431508	67	2441012	249	2560016	13
2414022	66	2424310	141	2431510	67	2442002	249	2561002	13
2414024	66	2424314	141	2431512	67	2442010	249		

**NUMERICAL INDEX**

2561004	13	2702014	219	2716001	156	2739004	22	2801006	1
2561006	13	2702016	219	2716002	156	2739006	22	2801008	1
2561008	13	2702018	219	2717002	176	2739008	22	2801010	1
2561010	13	2702500	219	2717004	176	2739010	22	2801012	1
2561012	13	2702502	219	2717006	176	2739012	22	2801014	1
2561014	13	2702504	219	2717007	176	2739014	22	2801016	1
2561016	13	2702506	219	2717010	176	2739100	22	2801018	1
2566002	140	2702508	219	2717011	176	2739102	22	2801020	1
2566004	140	2702510	219	2717012	182	2739104	22	2801022	1
2601002	113	2702514	219	2717013	176	2739106	22	2801024	1
2602002	113	2702600	219	2717014	176	2739108	22	2801026	1
2603002	113	2702602	219	2717020	176	2739110	22	2801028	1
2604002	114	2702604	219	2718001	166	2739112	22	2801030	1
2605002	112	2702606	219	2718002	166	2739114	22	2801302	1
2606002	112	2702608	219	2718004	168	2739202	22	2801304	1
2607004	112	2702610	219	2718010	168	2739204	22	2801306	1
2607500	115	2702614	219	2718010	168	2739206	22	2801308	1
2608002	115	2703002	219	2718012	168	2739210	22	2801310	1
2609002	115	2703004	219	2718014	168	2739212	22	2801312	1
2609502	115	2704002	219	2719002	127	2739214	22	2801314	1
2609602	115	2704004	219	2719004	127	2739402	22	2801316	1
2609702	115	2704004	220	2721002	170	2739404	22	2801318	1
2630002	17	2705002	220	2722002	197	2739406	22	2801320	1
2630004	17	2706002	219	2722004	197	2739410	22	2801322	1
2630006	17	2706004	219	2724002	113	2739412	22	2801324	1
2630007	17	2707002	220	2725004	14	2739414	22	2801326	1
2630008	17	2707006	220	2725006	14	2741002	196	2801328	1
2630010	17	2707008	220	2725008	14	2743002	196	2801330	1
2630012	17	2707010	220	2735102	220	2743004	196	2801462	11
2630014	17	2708004	220	2737002	22	2743006	196	2801464	11
2641002	17	2708006	220	2737004	22	2744002	21	2801466	11
2641004	17	2708502	220	2737006	22	2744004	21	2801467	11
2641006	17	2708504	220	2737008	22	2744006	21	2801468	11
2641008	17	2708506	220	2737010	22	2744008	21	2801470	11
2641010	17	2708508	220	2737012	22	2744052	21	2801472	11
2641012	17	2708602	220	2737014	22	2744054	21	2801474	11
2641014	17	2708802	220	2737016	22	2744056	21	2801476	11
2641016	17	2708804	220	2737102	22	2744058	21	2801478	11
2641018	17	2708806	220	2737104	22	2745002	21	2801489	1, 9
2641020	17	2708808	220	2737106	22	2745004	21	2801490	1, 9
2641022	17	2709002	220	2737108	22	2745006	21	2801492	1, 9
2641024	17	2710002	182	2737110	22	2745008	21	2801494	1, 9
2701000	219	2710004	182	2737112	22	2746002	21	2801496	1, 9
2701002	219	2710006	182	2737114	22	2746006	21	2801498	1, 9
2701004	219	2710008	182	2737116	22	2746008	21	2801500	1, 9
2701006	219	2710010	182	2737504	22	2750002	49	2801502	1, 9
2701008	219	2710012	182	2737506	22	2750004	49	2801503	1, 9
2701010	219	2710502	182	2737508	22	2751002	49	2801504	1, 9
2701012	219	2710504	182	2737512	22	2751004	49	2801506	1, 9
2701014	219	2711007	88	2737514	22	2755002	49	2801508	1, 9
2701016	219	2711008	88	2737516	22	2755004	49	2801510	1, 9
2701018	219	2712002	88	2737704	22	2756002	49	2801512	1, 9
2702000	219	2712004	88	2737706	22	2756004	49	2801514	1, 9
2702002	219	2712006	47	2737708	22	2761002	34	2803000	6
2702004	219	2713002	124	2737712	22	2761004	34	2803002	6
2702006	219	2713004	124	2737714	22	2761006	34	2803004	6
2702008	219	2715002	47	2737716	22	2762001	34	2803006	6
2702010	219	2715004	47	2739000	22	2801002	1	2803007	6
2702012	219	2716000	156	2739002	22	2801004	1	2803008	6

**NUMERICAL INDEX**

2803010	6	2816604	8	2817510	11	2822510	5	2880020	31
2804002	2	2816606	8	2817512	11	2822512	5	2880021	31
2804004	2	2816608	8	2817514	11	2822702	5	2880022	31
2804006	2	2816610	8	2817516	11	2822704	5	2880025	31
2804008	2	2817002	4	2817518	11	2822706	5	2880026	31
2804010	2	2817004	4	2817520	11	2822708	5	2880029	31
2804012	2	2817006	4	2817522	11	2822710	5	2880030	31
2804202	2	2817008	4	2817524	11	2822712	5	2880031	31
2804204	2	2817010	4	2817526	11	2830102	49	2880032	31
2804206	2	2817012	4	2817528	11	2830104	49	2880036	31
2804208	2	2817014	4	2817530	11	2833002	6	2880041	31
2804210	2	2817016	4	2817602	11	2833006	6	2880042	31
2804212	2	2817020	4	2817604	11	2833008	6	2880046	31
2804301	2	2817022	4	2817606	11	2834002	6	2880051	31
2804302	2	2817024	4	2817608	11	2834005	6	2880052	31
2804304	2	2817025	4	2817610	11	2834006	6	2880056	31
2804306	2	2817026	4	2817612	11	2834007	6	2880062	31
2804308	2	2817028	4	2817614	11	2834008	6	2881000	25
2804310	2	2817030	4	2817616	11	2861002	37	2881002	25
2804404	2	2817032	4	2817618	11	2861004	37	2881004	25
2804406	2	2817033	4	2817620	11	2862002	37	2881006	25
2804410	2	2817034	4	2817622	11	2862004	37	2881007	25
2804412	2	2817036	4	2817624	11	2863002	37	2881008	25
2806004	3	2817037	4	2817626	11	2864002	37	2881010	25
2806006	3	2817038	4	2817628	11	2864004	37	2881020	25
2806008	3	2817039	4	2817630	11	2864006	37	2882000	25
2806010	3	2817040	4	2817702	8	2864008	37	2882002	25
2806012	3	2817042	4	2817704	8	2864020	37	2882004	25
2806502	3	2817043	4	2817706	8	2864022	37	2882006	25
2806504	3	2817044	4	2817708	8	2864040	37	2882007	25
2806506	3	2817046	4	2817710	8	2864042	37	2882008	25
2806508	3	2817050	4	2818312	11	2866002	37	2882010	25
2806510	3	2817060	4	2818314	11	2866003	37	2882020	25
2807001	10	2817062	4	2820002	7	2866006	37	2883000	25
2807002	10	2817112	10	2820004	7	2866007	37	2883002	25
2807004	10	2817114	10	2820006	7	2866008	37	2883004	25
2814018	4	2817116	10	2820008	7	2866009	37	2883006	25
2814402	9	2817118	10	2820010	7	2867050	34	2883007	25
2814404	9	2817120	10	2822000	5	2867062	34	2883008	25
2814406	9	2817150	10	2822002	5	2870002	63	2883010	25
2814408	9	2817150	20	2822004	5	2870004	63	2883020	25
2814410	9	2817152	10	2822006	5	2870006	63	2883050	28
2814412	9	2817152	20	2822008	5	2870008	63	2883052	28
2814602	3	2817154	10	2822010	5	2870010	63	2883053	28
2814604	3	2817154	20	2822012	5	2870012	63	2883054	28
2814606	3	2817276	11	2822102	5	2871002	63	2883056	28
2814608	3	2817278	11	2822104	5	2871004	63	2883061	28
2814610	3	2817280	11	2822106	5	2872002	64	2883062	28
2815802	7	2817282	11	2822202	5	2872004	64	2883063	28
2815804	7	2817284	11	2822204	5	2872502	64	2883064	28
2815806	7	2817286	11	2822206	5	2872602	64	2883070	28
2815808	7	2817288	11	2822208	5	2872604	64	2883080	28
2815810	7	2817302	11	2822210	5	2872606	64	2883082	28
2816002	7	2817303	11	2822212	5	2872608	64	2883083	28
2816004	7	2817304	11	2822500	5	2880002	31	2883084	28
2816006	7	2817502	11	2822502	5	2880004	31	2884002	27
2816008	7	2817504	11	2822504	5	2880011	31	2884004	27
2816010	7	2817506	11	2822506	5	2880012	31	2885000	26
2816602	8	2817508	11	2822508	5	2880016	31	2885002	26

**NUMERICAL INDEX**

2885004	26	2891013	27	4017008	80	4031018	82	4226006	61
2885006	26	2891014	27	4017010	80	4031022	82	4226008	61
2885007	26	2891021	27	4018010	80	4031024	82	4226010	61
2885008	26	2891022	27	4018012	80	4031028	82	4226012	61
2885010	26	2891030	27	4018016	80	4031032	82	4227004	61
2885020	26	2891049	27	4018018	80	4103050	54	4227006	61
2885050	26	2891050	27	4018020	80	4103052	54	4227008	61
2885052	26	2892000	29	4018022	80	4103054	54	4227010	61
2885054	26	2892002	29	4018024	80	4104002	82	4227012	61
2885055	26	2892004	29	4019004	80	4104004	82	4301001	100
2885056	26	2892006	29	4019006	80	4105002	82	4301002	101
2885058	26	2892007	29	4019008	80	4105004	82	4301003	100
2885070	26	2892008	29	4019010	80	4106002	54	4301004	102
2886002	24	2892010	29	4019018	80	4106004	54	4301005	100
2886004	24	2893090	28	4019020	80	4106022	54	4301007	100
2886006	24	2893092	28	4019022	80	4109006	82	4301009	100
2886008	24	2893102	29	4019026	80	4109008	82	4301030	100
2886010	24	2893106	29	4019028	80	4220001	89	4301032	100
2886011	24	2893108	29	4019030	80	4220002	89	4301034	100
2886012	24	2893110	29	4019031	80	4220003	89	4302002	101
2886013	24	2894002	28	4019032	80	4220004	89	4303002	101
2886014	24	2894004	28	4019033	80	4220005	89	4304002	101
2886016	24	2894006	28	4019034	80	4220007	89	4304704	203
2886018	24	2894502	28	4019036	80	4220010	89	4305002	100
2886020	24	2894504	28	4020002	80	4220013	89	4305004	100
2886030	24	2894506	28	4020004	80	4220014	89	4305204	100
2886036	24	2894508	28	4020016	80	4220015	89	4305502	101
2886040	24	2896002	28	4020020	80	4220017	89	4305504	101
2886060	24	2896006	28	4020024	80	4220024	89	4306002	102
2886070	24	2930002	35	4020026	80	4220025	90	4306602	101
2887002	29	2930004	35	4020028	80	4220026	89	4307002	100
2887004	29	2930006	35	4020034	80	4220032	89	4307120	100
2887020	29	2930008	35	4021004	79	4220036	89	4307702	101
2887030	29	2930010	35	4021008	79	4220502	90	4307704	101
2887040	29	2931002	35	4021010	79	4220504	90	4309000	100
2887042	29	2931004	35	4021012	79	4220506	90	4309400	100
2887050	29	2931006	35	4021014	79	4220602	90	4309500	100
2887060	29	2931008	35	4021016	79	4220604	90	4309502	101
2887070	29	2931010	35	4021018	79	4220702	90	4309504	101
2888006	26	2933002	35	4021020	79	4220704	90	4310002	101
2888007	26	2933004	35	4021022	79	4220802	90	4310004	101
2888008	26	2933006	35	4021990	79	4220804	90	4311002	101
2888010	26	2935002	35	4022000	79	4221002	90	4311004	101
2888014	26	2935004	35	4022002	79	4221008	90	4312002	102
2888016	26	2935006	35	4022002	111	4221010	90	4313002	102
2888020	26	2935008	35	4022004	79	4221012	90	4313003	102
2888022	26	2935010	35	4022004	111	4222002	89	4313005	102
2890002	27	2935102	35	4023008	81	4222004	89	4318002	102
2890004	27	2935104	35	4030002	82	4222020	89	4320002	116
2890008	27	4016002	79	4030004	82	4225002	81	4320004	116
2890040	27	4016004	79	4030006	82	4225004	81	4320010	116
2890042	27	4016006	79	4031002	82	4225010	80	4320012	116
2891002	27	4016008	79	4031004	82	4225012	80	4320014	116
2891004	27	4016010	79	4031006	82	4225014	80	4320016	116
2891005	27	4016014	79	4031008	82	4225016	80	4320020	116
2891006	27	4016016	79	4031010	82	4225030	90	4320030	116
2891008	27	4017002	80	4031012	82	4225032	90	4323002	102
2891010	27	4017004	80	4031014	82	4225050	90	4324002	101
2891012	27	4017006	80	4031016	82	4226004	61	4324004	101

**NUMERICAL INDEX**

4326002	102	4610018	112	4819210	13	CB004	198	CR201HLF	199
4404002	114	4610020	112	4819212	13	CB006	198	DD004	199
4407506	113	4610022	112	4819402	14	CB202	198	DD006	199
4411500	53	4610024	112	4819404	14	CB402CLF	198	DD010	199
4411503	53	4610026	112	4819502	14	CB402HLF	198	DD014	199
4411504	53	4610028	112	4819504	14	CB404CLF	198	DD014	199
4412002	53	4610030	112	4A00119	111	CB404HLF	198	DD102	200
4412004	53	4610032	112	A000120	79	CB410	198	FM002	192
4412006	53	4623002	54	A000178	202	CB412	198	FM004	192
4412008	53	4623002	152	A000217	148	CB415	198	FM006	192
4412010	53	4647004	199	A000334	40	CB417	198	FM020	193
4412012	53	4663002	213	A000337	23	CB502	198	FM030	192
4413001	52	4664002	213	A000337	59	CD001	196	FM050	193
4413002	52	4666003	198	A000352	181	CD002	196	FM052	193
4413003	52	4666004	203	A000860	36	CD004	196	FM070	193
4413004	52	4666008	198	A000862	36	CD005	196	FM200	192
4413005	52	4666010	204	A000864	36	CD006	196	FM300	192
4413006	52	4666020	206	A000866	36	CD101	195	FM400	192
4415002	120	4666022	197	A000868	36	CD102	195	GB001	201
4415004	120	4666024	203	A000870	36	CD103	195	GB002	201
4415006	120	4666030	205	A000874	36	CD104	195	GB003	201
4415008	120	4666032	206	A000875	36	CD201	195	GB005	201
4418000	111	4666038	204	A000878	36	CD202	195	GB006	201
4429002	14	4667002	202	A000879	36	CD203	195	GB007	201
4429004	14	4702002	95	A000884	36	CD204	195	GB008	201
4429005	14	4706002	96	AS002	197	CD205	195	GB030	201
4429072	14	4706004	96	AS003	197	CD401	195	GB101	201
4429074	14	4706005	96	AS009	197	CD402	195	GB201	201
4429075	14	4708004	97	AS018	197	CD403	195	GB302	202
4429502	14	4708006	97	AS020	197	CD404	195	GB304	202
4429504	14	4708050	97	AS101	197	CD602	195	GB306	202
4430006	121	4708052	97	AS201	197	CD603	195	GB401	201
4531000	13	4709002	96	AS402CLF	197	CD702	195	GB407CLF	201
4531002	13	4709008	96	AS402HLF	197	CD704	195	GB407HLF	201
4531004	13	4709009	96	AS404LF	197	CD706	195	GB412	201
4531006	13	4710002	96	AS406CLF	197	CD902	195	GB501	216
4531008	13	4710006	96	AS406HLF	197	CD904	195	GB502	216
4531010	13	4710010	96	AS409CLF	197	CD906	195	GB503	216
4531012	13	4711002	96	AS409HLF	197	CH002LF	199	GB504	216
4532000	13	4711004	96	AS412	197	CH004LF	199	GB505	216
4532002	13	4816002	120	AS502	218	CJ001	122	GB506	216
4532004	13	4816004	120	AS504	218	CJ003	122	GL402C	202
4532006	13	4816006	120	AS510	218	CJ101	122	GL402H	202
4532008	13	4816008	120	AS512	218	CJ302	122	GL404C	202
4532010	13	4816010	120	AS514	218	CJ302	207	GL404H	202
4532012	13	4816020	120	AS520	218	CJ401CLF	122	GT-10	41
4603003	113	4819002	13	AS522	218	CJ401CLF	207	GT-5	41
4607002	112	4819004	13	AS524	218	CJ401HLF	122	HH001	208
4609004	102	4819006	13	AS526	218	CJ401HLF	207	KK001	202
4609006	102	4819008	13	AS528	218	CJ500CLF	122	KK002	202
4610002	112	4819010	13	AS630	218	CJ500CLF	207	KK003	202
46100022	199	4819012	13	AS634	218	CJ500HLF	122	KK402CLF	202
4610004	112	4819104	14	BDGT-10	41	CJ500HLF	207	KK402HLF	202
4610006	112	4819106	14	BDGT-5	41	CL002	221	KK404CLF	202
4610008	112	4819108	14	BR101	203	CL004	221	KK404HLF	202
4610010	112	4819110	14	CB001	198	CL006	221	KK410C	202
4610012	112	4819112	14	CB002	198	CL008	221	KK410H	202
4610014	112	4819206	13	CB003	198	CL010	221	KK412	202
4610016	112	4819208	13	CB004	198	CR201CLF	199	LX106	222

**NUMERICAL INDEX**

LX108	222	RV500LF	91	SR226	188	TPP006	183
LX110	222	RV502LF	91	SR228	188	TPP016	183
LX120	222	RV700LF	91	SR302	190	TPP018	183
LX122	222	RV702LF	91	SR304	190	TPP020	183
LX124	222	RV900LF	114	SR306	190	TPP026	183
LX306	222	SA001	206	SR308	190	TPP028	183
MB002LF	91	SA006	206	SR310	190	TPP034	183
MB004LF	91	SA101	206	SR312	190	TPP040	183
MB102LF	91	SA201	206	SR402	188		
MB104LF	91	SA401H	206	SR404	188		
MB202LF	91	SA412	206	SR410	188		
MB204LF	91	SDP04	160	SR412	188		
MB206LF	91	SDP12	160	SR414	188		
MB208LF	91	SDP16	160	SR416	188		
MM002	203	SDP24	160	SR418	189		
MM004	203	SDP28	160	SR420	189		
MM030	203	SM001	207	SR422	189		
ODP01	214	SM401	207	SR430	188		
ODP20	214	SPD08	160	SR432	188		
ODP22	214	SR002	189	SR502	189		
ODP28	214	SR004	187	SR504	189		
ODP30	214	SR006	187	SR506	189		
ODP34	215	SR008	187	SR508	189		
ODP36	214	SR010	187	SR510	189		
ODP51	214	SR101	187	SR512	189		
ODP52	215	SR102	187	SR514	189		
ODP55	215	SR104	187	SR602	189		
ODP56	215	SR106	189	SR604	189		
ODP57	215	SR108	189	SR700	191		
ODP58	215	SR110	188	SR812	190		
OGP01	216	SR112	191	SR814	190		
OGP06	217	SR114	191	SR902	187		
OGP08	217	SR116	189	SR903	187		
OGP10	217	SR118	189	SR904	187		
OGP14	217	SR120	187	SR906	187		
OGP16	217	SR121	187	SR907	187		
OGP18	217	SR122	189	SR908	187		
OGP20	216	SR128	190	SR950	188		
OGP30	217	SR129	190	SR952	188		
OGP31	217	SR130	190	SR954	188		
OGP32	217	SR131	190	SR956	188		
OGP34	217	SR136	189	ST003	206		
OGP36	217	SR138	190	ST004	206		
OGP40	216	SR140	191	ST006	206		
OGP42	216	SR142	191	ST102	206		
OGP45	217	SR144	190	ST202	207		
PP004	204	SR148	190	ST410	206		
PP005	204	SR150	190	ST412	206		
PP006	204	SR152	190	SV402CLF	205		
PP007	204	SR154	190	SV402HLF	205		
PP022	204	SR199	187	SV410	205		
PP202	204	SR202	188	SV411	205		
PP402LF	204	SR204	188	SY001	205		
PP410	204	SR206	188	SY002	205		
PP412	204	SR208	188	SY102	205		
PP414	204	SR210	188	SY103	205		
PP5802	204	SR212	188	SY201	205		
RV100LF	91	SR222	188	TPP002	183		
RV104LF	91	SR224	188	TPP004	183		