



Schedule 40 Fittings & Accessories Pipe Flanges

Part Number	Size	Std Pk	Mstr Ctn	Disc Code	Price Each
-------------	------	--------	----------	-----------	------------

Flange Van Stone Style

Flange x PIP Soc



125 psi Maximum Internal Pressure Rating @ 73°F (23°C)

354-060F	6X6.140	1	4	320	133.67
354-080F	8X8.160	1	2	320	202.42
354-100F	10X10.200	1	2	320	284.61
354-120F	12X12.240	1	2	320	412.21
354-150F	14X15.300	1	0	320	1098.76
354-151F	16X15.300	1	0	320	1253.46
354-181F	18X18.701	1	0	320	1904.21
354-182F	18X18.360	1	0	320	1904.21
354-201F	20X22.047	1	0	320	2900.51
354-241F	24X24.803	1	0	320	4247.72

For more information, refer to 80, 100 & 125 psi PIP Fabrication Fittings.

PIP = Plastic Irrigation Pipe (dimensions are NOT the same as IPS dimensions)

Sizes 6" - 16" are furnished with plastic ring.
Sizes 18" - 24" are furnished with steel ring.

Flange One Piece

Soc



1/2" - 16" 150 psi Maximum Internal Pressure Rating @73°F (23°C)
18" - 24" 50 psi Maximum Internal Pressure Rating @73°F (23°C)

851-005	1/2	25	0	080	18.11
851-007	3/4	25	0	080	19.35
851-010	1	15	0	080	21.55
851-012	1-1/4	15	0	080	22.20
851-015	1-1/2	20	0	080	22.68
851-020	2	10	0	080	30.19
851-025	2-1/2	10	0	080	46.60
851-030	3	10	0	080	51.46
851-040	4	5	0	080	65.16
851-050	5	5	0	080	102.45
851-060	6	5	0	080	102.45
851-080	8	2	0	080	183.33
851-100F	10	1	2	083	498.18
851-120F	12	1	0	083	604.96
851-140F	14	1	0	083	1112.65
851-160F	16	1	0	083	1526.99
851-180F	18	1	0	083	3230.20
851-200F	20	1	0	083	3955.61
851-240F	24	1	0	083	5253.52

Flange One Piece

Fipt



150 psi Maximum Internal Pressure Rating @73°F (23°C)

852-005	1/2	25	0	080	21.67
852-007	3/4	25	0	080	25.39
852-010	1	15	0	080	27.80
852-012	1-1/4	15	0	080	38.33
852-015	1-1/2	20	0	080	41.83
852-020	2	10	0	080	42.78
852-025	2-1/2	10	0	080	98.36
852-030	3	10	0	080	101.24
852-040	4	5	0	080	190.22
852-060F	6	1	5	083	228.52
852-080F	8	1	2	083	573.52

Special Reinforced Flange One Piece Threaded

SR Fipt - Stainless Steel Collar



150 psi Maximum Internal Pressure Rating @73°F (23°C)

852-005SR	1/2	25	0	086	11.91
-----------	------------	----	---	-----	-------

Part Number	Size	Std Pk	Mstr Ctn	Disc Code	Price Each
-------------	------	--------	----------	-----------	------------

Special Reinforced Flange One Piece Threaded

(continued)

SR Fipt - Stainless Steel Collar

852-007SR	3/4	25	0	086	13.99
852-010SR	1	15	0	086	15.29
852-012SR	1-1/4	15	0	086	21.07
852-015SR	1-1/2	15	0	086	23.06
852-020SR	2	10	0	086	23.62
852-025SR	2-1/2	10	0	086	54.09
852-030SR	3	10	0	086	55.69
852-040SR	4	5	0	086	104.69

Blind Flange

1/2" - 12" Molded - 150 psi Maximum Internal Pressure Rating @ 73°F (23°C)

14" - 24" Fabricated - 50 psi Maximum Internal Pressure Rating @ 73°F (23°C)

853-005	1/2	25	0	080	25.38
853-007	3/4	25	0	080	30.23
853-010	1	15	0	080	41.29
853-012	1-1/4	20	0	080	50.68
853-015	1-1/2	15	0	080	50.68
853-020	2	10	0	080	75.73
853-025	2-1/2	10	0	080	123.38
853-030	3	10	0	080	148.89
853-040	4	8	0	080	185.48
853-050F	5	1	5	083	464.95
853-060	6	5	0	080	225.40
853-080	8	5	0	080	282.13
853-100	10	3	0	081	471.77
853-120	12	2	0	081	734.75
853-140F	14	1	0	083	1397.79
853-160F	16	1	0	083	1657.51
853-180F	18	1	0	083	1864.09
853-200F	20	1	0	083	3013.01
853-240F	24	1	0	083	4016.97

Flange Van Stone Style with PVC Ring

Soc



1/2" - 18" molded - 150 psi = maximum internal pressure rating @ 73°F (23°C)

18" - 24" fabricated - 50 psi = maximum internal pressure rating @ 73°F (23°C)

854-005	1/2	25	0	080	18.08
854-007	3/4	25	0	080	19.34
854-010	1	15	0	080	21.54
854-012	1-1/4	15	0	080	22.18
854-015	1-1/2	20	0	080	22.63
854-020	2	10	0	080	30.14
854-025	2-1/2	10	0	080	46.55
854P-030	3	10	0	080	51.44
854P-040	4	5	0	080	65.07
854P-050	5	5	0	080	102.36
854P-060	6	5	0	080	102.36
854P-080	8	2	0	080	166.68
854P-100	10	2	0	081	215.79
854P-120	12	2	0	081	232.66
854P-140	14	1	0	081	898.21
854P-160	16	1	0	081	1201.40
854P-180	18	1	0	081	1937.69
854-180FP	18	1	0	083	3065.76
854-200FP	20	1	0	083	3749.88
854-240FP	24	1	0	083	5101.07

**Schedule 40 Fittings & Accessories
Pipe Flanges**



Part Number	Size	Std Pk	Mstr Ctn	Disc Code	Price Each
-------------	------	--------	----------	-----------	------------

Flange Van Stone Style with Glass Filled PVC Ring

Soc

3" - 18" molded - 150 psi = maximum internal pressure rating @ 73°F (23°C)

854-030	3	10	0	080	51.44
854-040	4	5	0	080	65.07
854-050	5	5	0	080	102.36
854-060	6	5	0	080	102.36
854-080	8	2	0	080	166.68
854-100	10	2	0	081	215.79
854-120	12	2	0	081	232.66
854-140	14	1	0	081	898.21
854-160	16	1	0	081	1201.40
854-180	18	1	0	081	1937.69

18" flange has 4-section ring



Flange Van Stone Style Class 300 Bolt Pattern Fabricated with PVC Ring

Soc

1/2" - 16" molded with fab ring - 150 psi = maximum internal pressure rating @ 73°F (23°C)

18" - 24" fabricated - 50 psi = maximum internal pressure rating @ 73°F (23°C)

854-005CL300	1/2	1	25	083	148.64
854-007CL300	3/4	1	25	083	172.71
854-010CL300	1	1	15	083	271.37
854-012CL300	1-1/4	1	15	083	277.09
854-015CL300	1-1/2	1	20	083	287.83
854-020CL300	2	10	0	083	303.05
854-025CL300	2-1/2	1	10	083	332.76
854-030CL300	3	1	10	083	365.45
854-040CL300	4	1	3	083	619.67
854-060CL300	6	1	4	083	1180.24
854-080CL300	8	1	3	083	1343.43
854-100CL300	10	1	2	083	1581.60
854-120CL300	12	1	0	083	2026.35
854-140CL300	14	1	0	083	2234.24
854-160CL300	16	1	0	083	2326.72
854-180CL300	18	1	0	083	3253.11
854-200CL300	20	1	0	083	4224.02
854-240CL300	24	1	0	083	5354.88



Flange Van Stone Style with PVC Ring

Spig

1/2" - 12" molded - 150 psi = maximum internal pressure rating @ 73°F (23°C)

20" - 24" fabricated - 50 psi = maximum internal pressure rating @ 73°F (23°C)

856-005	1/2	25	0	080	18.18
856-007	3/4	25	0	080	19.48
856-010	1	15	0	080	21.72
856-012	1-1/4	15	0	080	22.40
856-015	1-1/2	15	0	080	22.85
856-020	2	10	0	080	30.37
856-025	2-1/2	10	0	080	46.94
856P-030	3	10	0	080	51.85
856P-040	4	5	0	080	65.61
856P-060	6	4	0	080	103.20
856P-080	8	2	0	080	184.61
856P-100	10	2	0	081	215.79
856P-120	12	2	0	081	232.66
856-200FP	20	1	0	083	3749.88
856-240FP	24	1	0	083	5101.07



Part Number	Size	Std Pk	Mstr Ctn	Disc Code	Price Each
-------------	------	--------	----------	-----------	------------

Flange Van Stone Style with Glass Filled PVC Ring

Spig

3" - 12" molded, 14" - 18" molded/fabricated - 150 psi = maximum internal pressure rating @ 73°F (23°C)

856-030	3	10	0	080	51.85
856-040	4	5	0	080	65.61
856-060	6	4	0	080	103.20
856-080	8	2	0	080	184.61
856-100	10	2	0	081	215.79
856-120	12	2	0	081	232.66
856-140FP**	14	1	0	083	1926.95
856-160FP**	16	1	0	083	2337.92
856-180FP**	18	1	0	083	3065.76

** Fabricated from molded socket flanges with pipe spigot.
18" flange uses 4-piece ring




Flange Van Stone Style with Steel Ring

Soc

150 psi Maximum Internal Pressure Rating @ 73°F (23°C)

854-180FS	18	1	0	083	1809.89
854-200FS	20	1	0	083	2193.19
854-240FS	24	1	0	083	2951.69



Flange Van Stone Style with Steel Ring

Spig

150 psi Maximum Internal Pressure Rating @ 73°F (23°C)

856-140FS	14	1	0	083	975.22
856-160FS	16	1	0	083	1192.01
856-180FS	18	1	0	083	1350.67
856-200FS	20	1	0	083	1626.87
856-240FS	24	1	0	083	2209.11



Flange Van Stone Style PVC with Solid Ring

Soc

150 psi Maximum Internal Pressure Rating @ 73°F (23°C)

S854-020	2	10	0	080	37.68
S854-030	3	10	0	080	64.32
S854-040	4	5	0	080	81.36



Flange Van Stone Style PVC with Glass Filled PVC Solid Ring

Soc

150 psi Maximum Internal Pressure Rating @ 73°F (23°C)

S854-060	6	5	0	080	127.97
S854-080	8	2	0	080	208.35
S854-100	10	2	0	081	269.73
S854-120	12	2	0	081	290.80



Flange Van Stone Style with PVC Ring

ASTM Soc x Multi-bolt Pattern Ring

150 psi Maximum Internal Pressure Rating @ 73°F (23°C)

M854-020	2	10	0	080	30.14
----------	---	----	---	-----	-------

* Hubs fit 2", 6" and 8" ASTM IPS pipe. Rings are manufactured to accept bolt patterns in size 2", 6" and 8" in ANSI Class 150, B.S. 4504 NP10 B.S. 4504 NP16 (except 8"), B.S. 10 Table D and B.S. 10 Table E. Consult Spears® Manufacturing Company Technical Services for additional information. Not for use with wafer valves.





Schedule 40 Fittings & Accessories Pipe Flanges & Flange Bolt Kits

Pipe Flanges

Part Number	Size	Std Pk	Mstr Ctn	Disc Code	Price Each
-------------	------	--------	----------	-----------	------------

Flange Van Stone Style with Glass Filled PVC Ring

ASTM Soc x Multi-bolt Pattern Ring

150 psi Maximum Internal Pressure Rating @ 73°F (23°C)

M854-060	6	5	0	080	102.36
M854-080	8	2	0	080	166.68

* Hubs fit 2", 6" and 8" ASTM IPS pipe. Rings are manufactured to accept bolt patterns in size 2", 6" and 8" in ANSI Class 150, B.S. 4504 NP10 B.S. 4504 NP16 (except 8"), B.S. 10 Table D and B.S. 10 Table E. Consult Spears® Manufacturing Company Technical Services for additional information. Not for use with wafer valves.



Flange Van Stone Style with PVC Ring

ASTM Spig x Multi-bolt Pattern Ring

150 psi Maximum Internal Pressure Rating @ 73°F (23°C)

M856-020	2	10	0	080	30.37
----------	---	----	---	-----	-------

* Spigots fit 2", 6" and 8" ASTM IPS fitting socket. Rings are manufactured to accept bolt patterns in size 2", 6" and 8" in ANSI Class 150, B.S. 4504 NP10 B.S. 4504 NP16 (except 8"), B.S. 10 Table D and B.S. 10 Table E. Consult Spears® Manufacturing Company Technical Services for additional information. Not for use with wafer valves.



Flange Van Stone Style with Glass Filled PVC Ring

ASTM Spig x Multi-bolt Pattern Ring

150 psi Maximum Internal Pressure Rating @ 73°F (23°C)

M856-060	6	4	0	080	103.20
M856-080	8	2	0	080	167.94

* Spigots fit 2", 6" and 8" ASTM IPS fitting socket. Rings are manufactured to accept bolt patterns in size 2", 6" and 8" in ANSI Class 150, B.S. 4504 NP10 B.S. 4504 NP16 (except 8"), B.S. 10 Table D and B.S. 10 Table E. Consult Spears® Manufacturing Company Technical Services for additional information. Not for use with wafer valves.



Part Number	Size	Std Pk	Mstr Ctn	Disc Code	Price Each
-------------	------	--------	----------	-----------	------------

Flange Van Stone Style with PVC Ring

Fipt

150 psi Maximum Internal Pressure Rating @ 73°F (23°C)

855-005	1/2	25	0	080	21.63
855-007	3/4	25	0	080	25.38
855-010	1	15	0	080	27.76
855-012	1-1/4	15	0	080	38.26
855-015	1-1/2	20	0	080	41.79
855-020	2	10	0	080	42.76
855-025	2-1/2	10	0	080	98.29



Flange Van Stone Style with Glass Filled PVC Ring

Fipt

150 psi Maximum Internal Pressure Rating @ 73°F (23°C)

855-030	3	10	0	080	101.11
855-040	4	5	0	080	183.83
855-060	6	1	4	080	289.09
855-060F	6	1	4	083	256.97
855-080	8	2	0	080	358.24
855-080F	8	1	2	083	318.82
855-100F	10	1	2	083	359.19



Flange Bolt Kits

Part Number	Size	Std Pk	Mstr Ctn	Disc Code	Price Each
-------------	------	--------	----------	-----------	------------



Bolt Kit Selection Guide

Order Gaskets & Bolt Kits Separately

- Kit Contains All Bolts, Nuts, & Flat Washers for Specified Flange Size
- For Connecting Two (2) Mating Spears® Flanges
- Pre-coated, Anti-seize Lubricated Bolts
- Available in Zinc Coated Steel, Type 304 Stainless Steel or Type 316 Stainless Steel

Flange Size	Bolts* Per Kit	Diameter (in.-TPI)	Length (in.)	Hardware Kit Part Number		
				Zinc	316 SS	304 SS
1/2 & 3/4	4	1/2-13	2	HK-005	HK1-005	HK2-005
1 & 1-1/4	4	1/2-13	2-1/4	HK-010	HK1-010	HK2-010
1-1/2	4	1/2-13	2-1/2	HK-015	HK1-015	HK2-015
2	4	5/8-11	3	HK-020	HK1-020	HK2-020
2-1/2	4	5/8-11	3-1/4	HK-025	HK1-025	HK2-025
3	4	5/8-11	3-1/2	HK-030	HK1-030	HK2-030
4	8	5/8-11	3-1/2	HK-040	HK1-040	HK2-040
5 & 6	8	3/4-10	4	HK-060	HK1-060	HK2-060
8	8	3/4-10	4-1/2	HK-080	HK1-080	HK2-080
10 & 12	12	7/8-9	5	HK-120	HK1-120	HK2-120

*Each Bolt Includes Nut & Two (2) Flat Washers

Part Number	Size	Std Pk	Mstr Ctn	Disc Code	Price Each
-------------	------	--------	----------	-----------	------------

Zinc Plated Steel Flange Bolt Hardware Kits

For Connection of 2-Spears® Flanges Includes Bolts, Nuts & Flat Washers

HK-005	1/2	1	10	017	10.03
HK-010	3/4 & 1	1	10	017	12.54
HK-015	1-1/4 & 1-1/2	1	10	017	18.85
HK-020	2	1	10	017	25.23
HK-025	2-1/2	1	10	017	30.25
HK-030	3	1	10	017	34.81
HK-040	4	1	5	017	72.12
HK-060	5 & 6	1	5	017	80.21
HK-080	8	1	0	017	94.00
HK-120	10 & 12	1	0	017	127.18

Type 316 Stainless Steel Flange Bolt Hardware Kits

For Connection of 2-Spears® Flanges Includes Bolts, Nuts & Flat Washers

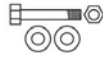
HK1-005	1/2	1	10	017	30.11
HK1-010	3/4 & 1	1	10	017	43.37
HK1-015	1-1/4 & 1-1/2	1	10	017	47.78
HK1-020	2	1	10	017	57.46
HK1-025	2-1/2	1	10	017	61.59
HK1-030	3	1	10	017	81.26
HK1-040	4	1	5	017	162.96
HK1-060	5 & 6	1	5	017	212.54
HK1-080	8	1	0	017	266.69
HK1-120	10 & 12	1	0	017	542.58

Schedule 40 Fittings & Accessories
Flange Bolt Kits & Full-Faced Flange Gaskets



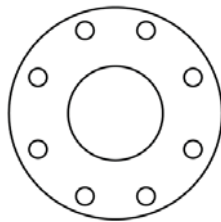
Flange Bolt Kits

Part Number	Size	Std Pk	Mstr Ctn	Disc Code	Price Each
Type 304 Stainless Steel Flange Bolt Hardware Kits					
For Connection of 2-Spears® Flanges Includes Bolts, Nuts & Flat Washers					
HK2-005	1/2	1	10	017	26.34
HK2-010	3/4 & 1	1	10	017	37.57
HK2-015	1-1/4 & 1-1/2	1	10	017	44.26
HK2-020	2	1	10	017	52.06
HK2-025	2-1/2	1	10	017	55.20



Part Number	Size	Std Pk	Mstr Ctn	Disc Code	Price Each
Type 304 Stainless Steel Flange Bolt Hardware Kits (continued)					
For Connection of 2-Spears® Flanges Includes Bolts, Nuts & Flat Washers					
HK2-030	3	1	10	017	68.55
HK2-040	4	1	5	017	137.09
HK2-060	5 & 6	1	5	017	144.51
HK2-080	8	1	0	017	190.02
HK2-120	10 & 12	1	0	017	336.78

Full-Faced Flange Gaskets
Gasket Selection Guide



Order Gaskets & Bolt Kits Separately

- 1/8" Full-Face design with ANSI Class 150 Bolt Patterns
- Pressure rated to 150 psi @ 73°F
- Available in Buna-N, EPDM, or FKM

Flange Size	Bolt Holes	Gasket Part Number		
		Buna-N	EPDM	FKM
1/2	4	GK1-005	GK2-005	GK3-005
3/4	4	GK1-007	GK2-007	GK3-007
1	4	GK1-010	GK2-010	GK3-010
1-1/4	4	GK1-012	GK2-012	GK3-012
1-1/2	4	GK1-015	GK2-015	GK3-015
2	4	GK1-020	GK2-020	GK3-020
2-1/2	4	GK1-025	GK2-025	GK3-025
3	4	GK1-030	GK2-030	GK3-030
4	8	GK1-040	GK2-040	GK3-040
5	8	GK1-050	GK2-050	GK3-050
6	8	GK1-060	GK2-060	GK3-060
8	8	GK1-080	GK2-080	GK3-080
10	12	GK1-100	GK2-100	GK3-100
12	12	GK1-120	GK2-120	GK3-120

Buna-N Full-Faced Flange Gaskets

Part Number	Size	Std Pk	Mstr Ctn	Disc Code	Price Each
GK1-005	1/2	1	25	017	3.22
GK1-007	3/4	1	25	017	3.69
GK1-010	1	1	25	017	3.80
GK1-012	1-1/4	1	25	017	3.89
GK1-015	1-1/2	1	25	017	4.18
GK1-020	2	1	25	017	4.67
GK1-025	2-1/2	1	25	017	5.14
GK1-030	3	1	25	017	7.91
GK1-040	4	1	25	017	8.84
GK1-050	5	1	25	017	10.48
GK1-060	6	1	25	017	10.77
GK1-080	8	1	25	017	14.20
GK1-100	10	1	25	017	18.02
GK1-120	12	1	25	017	24.31
GK1-140	14	1	25	017	47.02
GK1-160	16	1	25	017	226.21
GK1-180	18	1	25	017	257.63
GK1-240	24	1	25	017	311.31

EPDM Full-Faced Flange Gaskets (continued)

Part Number	Size	Std Pk	Mstr Ctn	Disc Code	Price Each
GK2-060	6	1	25	017	17.24
GK2-080	8	1	25	017	22.97
GK2-100	10	1	25	017	29.93
GK2-120	12	1	25	017	41.18
GK2-140	14	1	25	017	100.45
GK2-160	16	1	25	017	178.22
GK2-180	18	1	25	017	208.16
GK2-200	20	1	25	017	241.60
GK2-240	24	1	25	017	364.73

FKM Full-Faced Flange Gaskets

Part Number	Size	Std Pk	Mstr Ctn	Disc Code	Price Each
GK3-005	1/2	1	25	017	15.25
GK3-007	3/4	1	25	017	18.11
GK3-010	1	1	25	017	20.01
GK3-012	1-1/4	1	5	017	22.59
GK3-015	1-1/2	1	25	017	28.49
GK3-020	2	1	25	017	39.83
GK3-025	2-1/2	1	25	017	53.27
GK3-030	3	1	25	017	119.04
GK3-040	4	1	25	017	137.42
GK3-050	5	1	25	017	160.20
GK3-060	6	1	25	017	181.75
GK3-080	8	1	25	017	258.94
GK3-100	10	1	25	017	344.42
GK3-120	12	1	25	017	485.28
GK3-140	14	1	25	017	711.26
GK3-160	16	1	25	017	810.63
GK3-180	18	1	25	017	912.00
GK3-240	24	1	25	017	1160.91

EPDM Full-Faced Flange Gaskets

Part Number	Size	Std Pk	Mstr Ctn	Disc Code	Price Each
GK2-005	1/2	1	25	017	4.27
GK2-007	3/4	1	25	017	4.55
GK2-010	1	1	25	017	4.75
GK2-012	1-1/4	1	25	017	4.99
GK2-015	1-1/2	1	25	017	5.36
GK2-020	2	1	25	017	6.54
GK2-025	2-1/2	1	25	017	7.85
GK2-030	3	1	25	017	11.54
GK2-040	4	1	25	017	13.14
GK2-050	5	1	25	017	16.43