

**CODE NUMBER**

3912650

**DESCRIPTION**


0.5 gpf, Polished Chrome Finish, Top Spud, Single Flush, Battery, Royal® Exposed Sensor Urinal Flushometer.

**DETAILS**

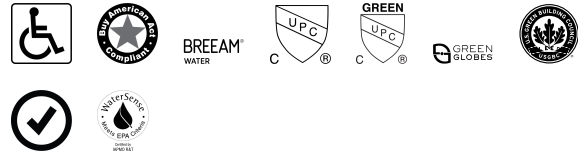
- Flush Volume: 0.5 gpf (1.9 Lpf)
- Finish: Polished Chrome (CP)
- Power Type: Battery
- Battery Life: 3 years
- Valve: Diaphragm
- Valve Body Material: Semi-red Brass
- Fixture Type: Urinal
- Fixture Connection: Top Spud
- Rough-In Dimension: 11 ½" (292mm)
- Spud Coupling: ¾" (19mm)
- Supply Pipe: ¾" (19mm)

**FEATURES**

- PERMEX® Synthetic Rubber Diaphragm with Dual Filtered Fixed Bypass
- Non-Hold-Open Handle, Fixed Metering Bypass and No External Volume Adjustment to Ensure Water Conservation
- The Flushometer replaces existing valves that incorporate Ground Joint Tailpiece connections without having to replace the supply Control Stop.
- "Low Battery" Flashing LED
- "User in View" Flashing LED
- Optima SMOOTH Unit
- Sensor with Automatic Range Adjustment
- Mechanical Manual Override Flush Handle
- Four (4) Size C Batteries included
- Diaphragm, Handle Packing and Vacuum Breaker molded from PERMEX™ Rubber Compound for Chloramine Resistance
- ADA Compliant Metal Oscillating Non-Hold-Open Handle
- ADA Compliant OPTIMA® SMOOTH® Battery Powered Infrared Sensor for automatic "Hands-free" operation



**COMPLIANCES & CERTIFICATIONS**



(ADA Compliant, BAA Compliant, BREEAM Water Credit, cUPC Certified, cUPC Green Certified, Green Globes Water Credit, LEED V4 Water Efficiency Credit, Satisfies LEED Credits, WaterSense Listed)

**RECOMMENDED SPECIFICATION**

Valve Body, Cover, Tailpiece and Control Stop shall be in conformance with ASTM Alloy Classification for Semi- Red Brass. Valve shall be in compliance with the applicable sections of ASSE 1037 and ANSI/ASME 112.19.2.

**ELECTRICAL SPECIFICATIONS**

- Battery Life: 3 years

**VALVE OPERATING PRESSURE (FLOWING)**

PSI (0 kPa). Specific fixtures may require greater minimum flowing pressure - consult manufacturer requirements.

**DOWNLOADS**

- [EL 600-A Installation Instructions](#)
- [EBV 200 Installation Instructions](#)
- [Control Stop Repair and Maintenance Guide](#)
- [Flush Connections Flanges Repair and Maintenance Guide](#)
- [Tail Piece Repair and Maintenance Guide](#)
- [Additional Downloads](#)

**NOTES**

All information contained within this document subject to change without notice.

Looking for other variations of the ROYAL 186 SMOOTH product? [View the general spec sheet with all options.](#)

**Sloan 10500 Seymour Ave, Franklin Park, IL 60131**

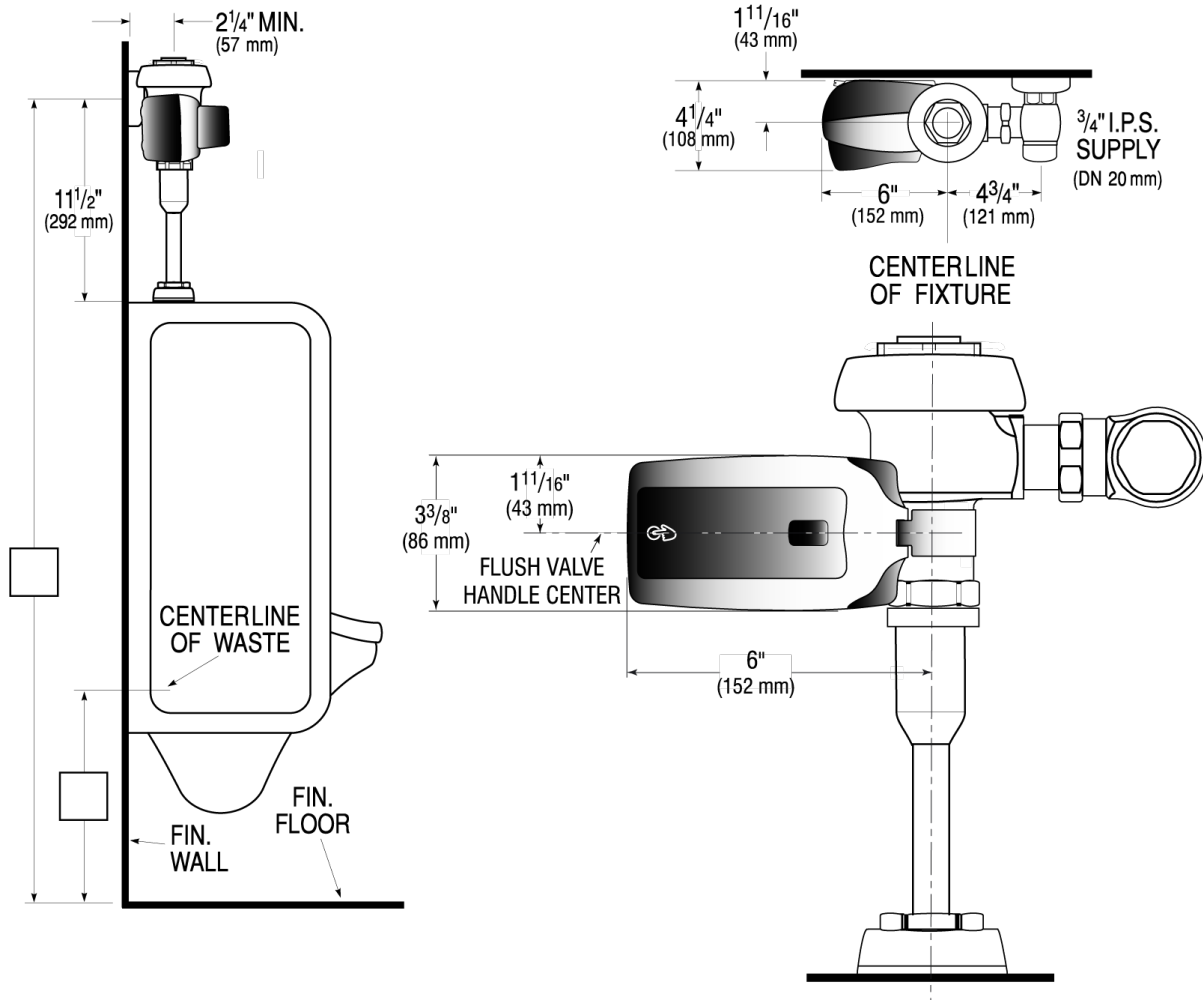
Phone: 800.982.5839 • Fax: 800.447.8329 • [sloan.com](http://sloan.com)

Find a compatible [urinal](#) for this flushometer.

Find a compatible [water closet](#) for this flushometer.

WaterSense compliant when used with a WaterSense compliant fixture

**ROUGH-IN**



Sloan 10500 Seymour Ave, Franklin Park, IL 60131

Phone: 800.982.5839 • Fax: 800.447.8329 • [sloan.com](http://sloan.com)