

For Non-Health Hazard Applications

Job Name _____

Contractor _____

Job Location _____

Approval _____

Engineer _____

Contractor's P.O. No. _____


Approval _____

Representative _____

LEAD FREE*

HydroGuard® XP Hi/Lo Master Tempering Valves

Series LFSH1430



Advanced Thermal Activation

Features

- Lead Free* brass body and checkstops for durability and to comply with Lead Free* installation requirements.
- Valve utilizes paraffin-based advanced thermal actuation technology to sense and adjust outlet temperature
- Dirt and lime resistant poppet and seat design
- Virtual shutoff if supply pressure fails
- Vandal-resistant locking mechanism to secure temperature setting
- Factory tested
- Rotatable union triple-duty checkstops
- Rough bronze and chrome finishes

Specifications

Connections See chart on reverse
 Maximum Hot Water Supply Temperature 200°F (93°C)
 Minimum Hot Water Supply Temperature 5°F (3°C) above set point**
 Minimum Flow*** 0.5 gpm (1.9 lpm)
 Maximum Operating Pressure 125 psi (861 kPa)
 Temperature Adjustment Range Standard 90 – 160°F (32 – 71°C)
 Low 60 – 90°F (16 – 32°C)
 Hot Water Inlet Temperature Range 120 – 180°F (49 – 82°C)
 Cold Water Inlet Temperature Range 40 – 80°F (4 – 27°C)

* The wetted surface of this product contacted by consumable water contains less than one quarter of one percent (0.25%) of lead by weight.

** With equal pressure

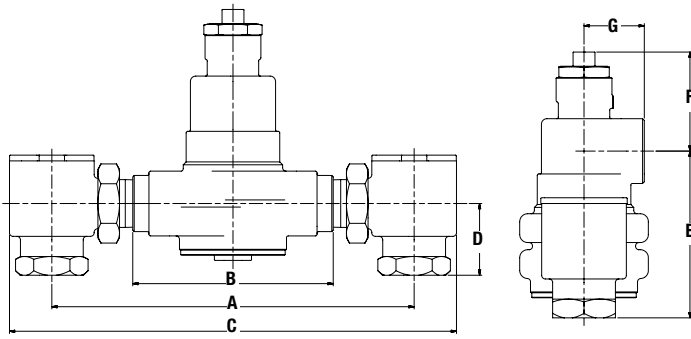
*** Minimum flow when the valve is installed at or near hot water source w/recirculated tempered water with a properly sized continuously operating recirculating pump

Capacity

Flow Capacity at 50-50 Mixed Ratio									
Model	Min. Flow to ASSE 1017	Cv	Pressure Drop Across Valve						
			5psi (34 kPa)	10psi (69 kPa)	20psi (138 kPa)	30psi (207 kPa)	45psi (310 kPa)	60psi (414 kPa)	70psi (517 kPa)
LFSH1432	1 gpm	8.54	19 gpm	27 gpm	38 gpm	47 gpm	57 gpm	66 gpm	71 gpm
	4 lpm		72 lpm	102 lpm	144 lpm	178 lpm	216 lpm	250 lpm	269 lpm
LFSH1434	1 gpm	19.00	42 gpm	60 gpm	85 gpm	104 gpm	127 gpm	147 gpm	159 gpm
	4 lpm		159 lpm	227 lpm	322 lpm	394 lpm	481 lpm	556 lpm	602 lpm
LFSH1435	5 gpm	30.00	67 gpm	95 gpm	134 gpm	164 gpm	201 gpm	232 gpm	251 gpm
	19 lpm		254 lpm	341 lpm	507 lpm	621 lpm	761 lpm	878 lpm	950 lpm

Powers product specifications in U.S. customary units and metric are approximate and are provided for reference only. For precise measurements, please contact Powers Technical Service. Powers reserves the right to change or modify product design, construction, specifications, or materials without prior notice and without incurring any obligation to make such changes and modifications on Powers products previously or subsequently sold.

Dimensions




Valve	A	B	C	D	E	F	G
LFSH1432	9- ³ / ₁₆ "	4- ³ / ₄ "	11- ⁵ / ₈ "	1- ⁷ / ₈ "	4"	3- ¹ / ₄ "	1- ⁵ / ₈ "
	(240)	(121)	(295)	(48)	(102)	(83)	(41)
LFSH1434	12- ¹ / ₄ "	7"	15- ¹ / ₄ "	2- ¹ / ₂ "	5- ³ / ₄ "	3- ¹ / ₂ "	2- ¹ / ₁₆ "
	(311)	(178)	(387)	(64)	(146)	(89)	(52)
LFSH1435	15- ⁵ / ₈ "	7- ¹ / ₈ "	19- ¹ / ₄ "	2- ³ / ₄ "	7- ⁷ / ₈ "	4- ³ / ₈ "	2- ³ / ₈ "
	(397)	(181)	(489)	(70)	(200)	(111)	(60)

Valve	Inlets NPT	Outlet NPT
LFSH1432	³ / ₄ "	1"
LFSH1434	1- ¹ / ₄ "	1- ¹ / ₂ "
LFSH1435	2"	2"

Note:
Dimensions are shown ±¹/₄"
Dimensions in brackets are in mm.

Ordering Information



Valve	Order Code
57 gpm (216 lpm)	LFSH1432
127 gpm (481 lpm)	LFSH1434
201 gpm (761 lpm)	LFSH1435

Finish/Temperature Range

Rough Brass, Standard	1
Chrome Plated, Standard	2
Rough Brass, Low	3
Chrome Plated, Low	4

Temperature/Pressure Gauge on Outlet

None	0
For LFSH1432, Rough Brass	1
For LFSH1432, Chrome Plated	2
For LFSH1434, Rough Brass	3
For LFSH1434, Chrome Plated	4
For LFSH1435, Rough Brass	5
For LFSH1435, Chrome Plated	6

Recirculating Piping Diagram

Please see Piping Diagram Section of this Catalog.

Typical Specification

Single-valve Hi/Lo shall feature paraffin-based, thermal actuation technology for precise temperature control. Valve shall be listed to ASSE 1017 and CSA B125 and have an approach temperature of 5°F (3°C). Valve shall have an outlet temperature range from 90° – 160°F (32 – 71°C) with a lockable temperature-setting feature. Valve shall be constructed using Lead Free* brass material which shall comply with state codes and standards, where applicable, requiring reduced lead content and feature a single-seat design for positive shutoff. Valves shall come standard with union check stops. Minimum flows to ASSE 1017 shall be LFSH1432 (1.0 gpm) (4 Lpm), LFSH1434 (1.0 gpm) (4 Lpm), LFSH1435 (5.0 gpm) (19 Lpm).

Single-valve Hi/Lo shall be of Powers Series LFSH1430. Any alternate must have a written approval prior to bidding.

POWERS™

A WATTS Brand

USA: Tel: (800) 669-5430 • Fax: (847) 229-0526 • PowersControls.com
Canada: Tel: (905) 332-4090 • Fax: (905) 332-7068 • PowersControls.ca
Latin America: Tel: (52) 81-1001-8600 • PowersControls.com